



Visit Code

1

MTN 012/IPM 010 (187)

HTR-1 (351)

Participant ID

-      -   
Site Number Participant Number Chk

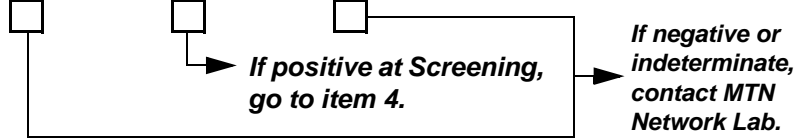
HIV Test Results

Sample 1

1. HIV Western Blot or IFA

Not done/ Not collected  Specimen Collection Date        
dd MMM yy

negative positive indeterminate




Sample 2

2. HIV EIA

Not done/ Not collected  Specimen Collection Date        
dd MMM yy

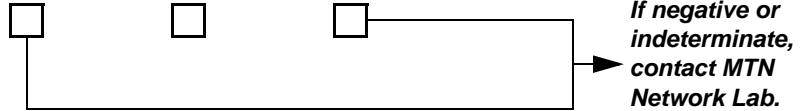
negative positive indeterminate



3. HIV Western Blot or IFA

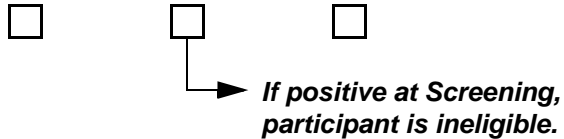
Not done/ Not collected  Specimen Collection Date        
dd MMM yy

negative positive indeterminate



4. Final HIV status: .....

negative positive other, specify: \_\_\_\_\_



Comments: \_\_\_\_\_

---

## HIV Test Results (HTR-1)

**Purpose:** This form documents confirmatory HIV test results and final HIV status. This form is completed each time a participant has a positive or indeterminate HIV EIA test result during study follow-up.

**General Information/Instructions:** Record specimen test results on this form as they become available from the local lab. Fax this form to SCHARP DataFax once results for **all** required specimens are available and recorded and item 4 has been completed.

- **Visit Code:** The visit code recorded on this form should be the same visit code recorded on the STI Laboratory Results form documenting the positive HIV test result.
- **Specimen Collection Date:** Record the date the specimen was collected (NOT the date results were reported or recorded on the form). For Sample 1, the Specimen Collection Date should be the same date as the collection date of the HIV EIA positive specimen.
- **Not done/Not collected:** Mark this box in the event that a specimen is collected, but a result is not available due to specimen loss or damage. Record the reason why the result is not available on the Comments lines at the bottom of the form.

### Item-specific Instructions:

- **Item 4:** Once a participant's HIV status has been determined, record the final HIV status. If the final HIV status is not clearly negative or clearly positive, mark the "other, specify" box and provide a reason(s) on the line provided.
- **Comments:** Document any problems or reasons why expected results are not available (for example, if the sample was lost or damaged), on the lines provided.