

Enrollment Report: MTN 012
Data Through: Thursday, July 28, 2011
Report Run: Thursday, July 28, 2011

Total Enrollment: 48 Protocol Target: 48 Enrollment Needed: 0
Number of Weeks: 13 Average Per Week: 3.7

			Enrollment During Week Beginning On												
			05JUN11	12JUN11	19JUN11	26JUN11	03JUL11	10JUL11	17JUL11	24JUL11					
Site	First Enrollment Date	Enrollment Through 04JUN11									Total Weeks	Total Enrollment	Average Per Week	Site Target	Enrollment Needed
US, Birmingham	11APR11	15	1	2	3	2	1				13	24	1.8	24	0
US, Pittsburgh	13APR11	15	4	3	1	1					12	24	2.0	24	0

Enrollment Report: MTN 012 Circumcised
Data Through: Thursday, July 28, 2011
Report Run: Thursday, July 28, 2011

Total Enrollment: 24 Protocol Target: 48 Enrollment Needed: 24
Number of Weeks: 11 Average Per Week: 2.2

			Enrollment During Week Beginning On												
			05JUN11	12JUN11	19JUN11	26JUN11	03JUL11	10JUL11	17JUL11	24JUL11					
Site	First Enrollment Date	Enrollment Through 04JUN11									Total Weeks	Total Enrollment	Average Per Week	Site Target	Enrollment Needed
US, Birmingham	11APR11	12									6	12	2.0	12	0
US, Pittsburgh	13APR11	10	1	0	1						11	12	1.1	12	0

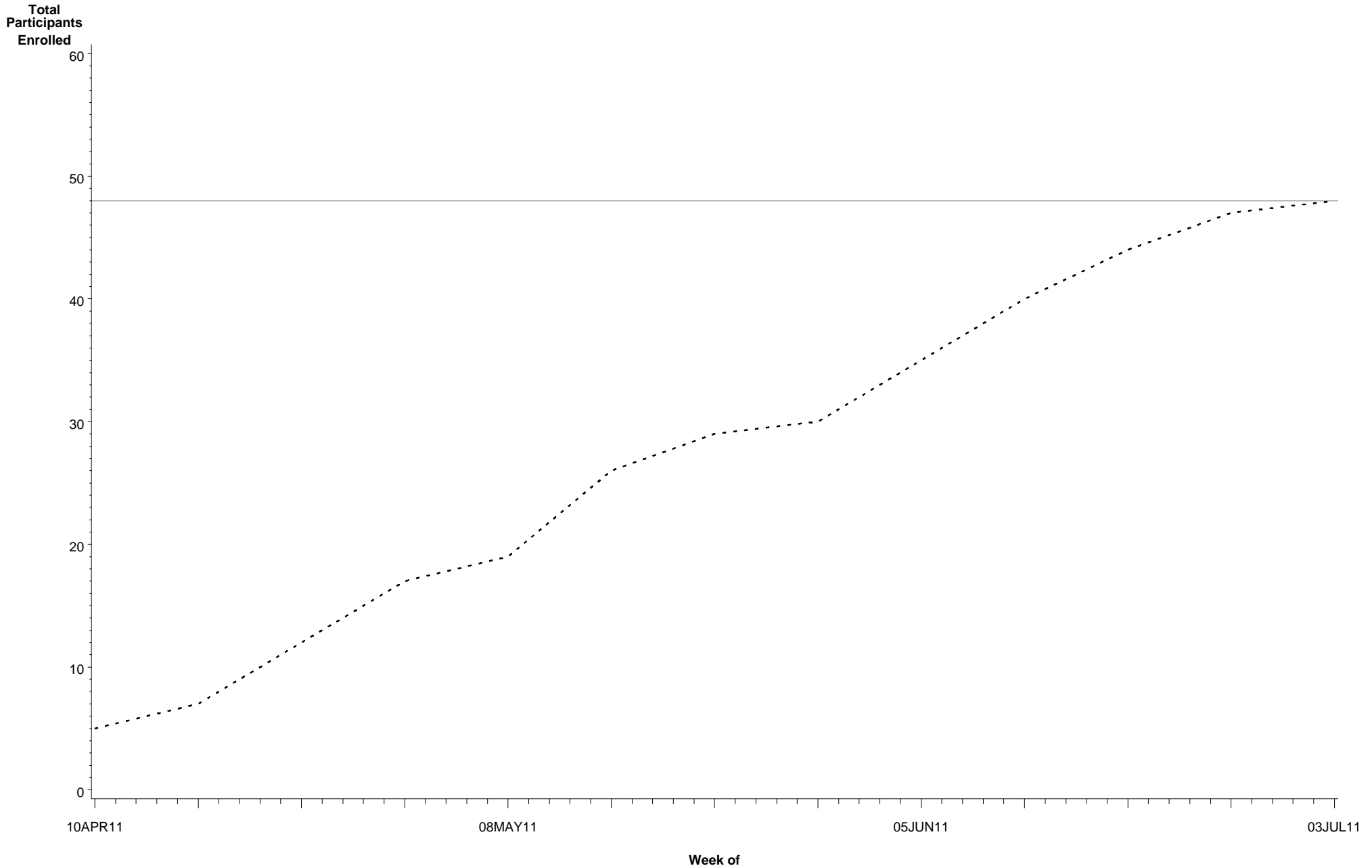
Enrollment Report: MTN 012 Uncircumcsd
Data Through: Thursday, July 28, 2011
Report Run: Thursday, July 28, 2011

Total Enrollment: 24 Protocol Target: 48 Enrollment Needed: 24
Number of Weeks: 11 Average Per Week: 2.2

			Enrollment During Week Beginning On												
			05JUN11	12JUN11	19JUN11	26JUN11	03JUL11	10JUL11	17JUL11	24JUL11					
Site	First Enrollment Date	Enrollment Through 04JUN11									Total Weeks	Total Enrollment	Average Per Week	Site Target	Enrollment Needed
US, Birmingham	18MAY11	3	1	2	3	2	1				8	12	1.5	12	0
US, Pittsburgh	27APR11	5	3	3	0	1					10	12	1.2	12	0

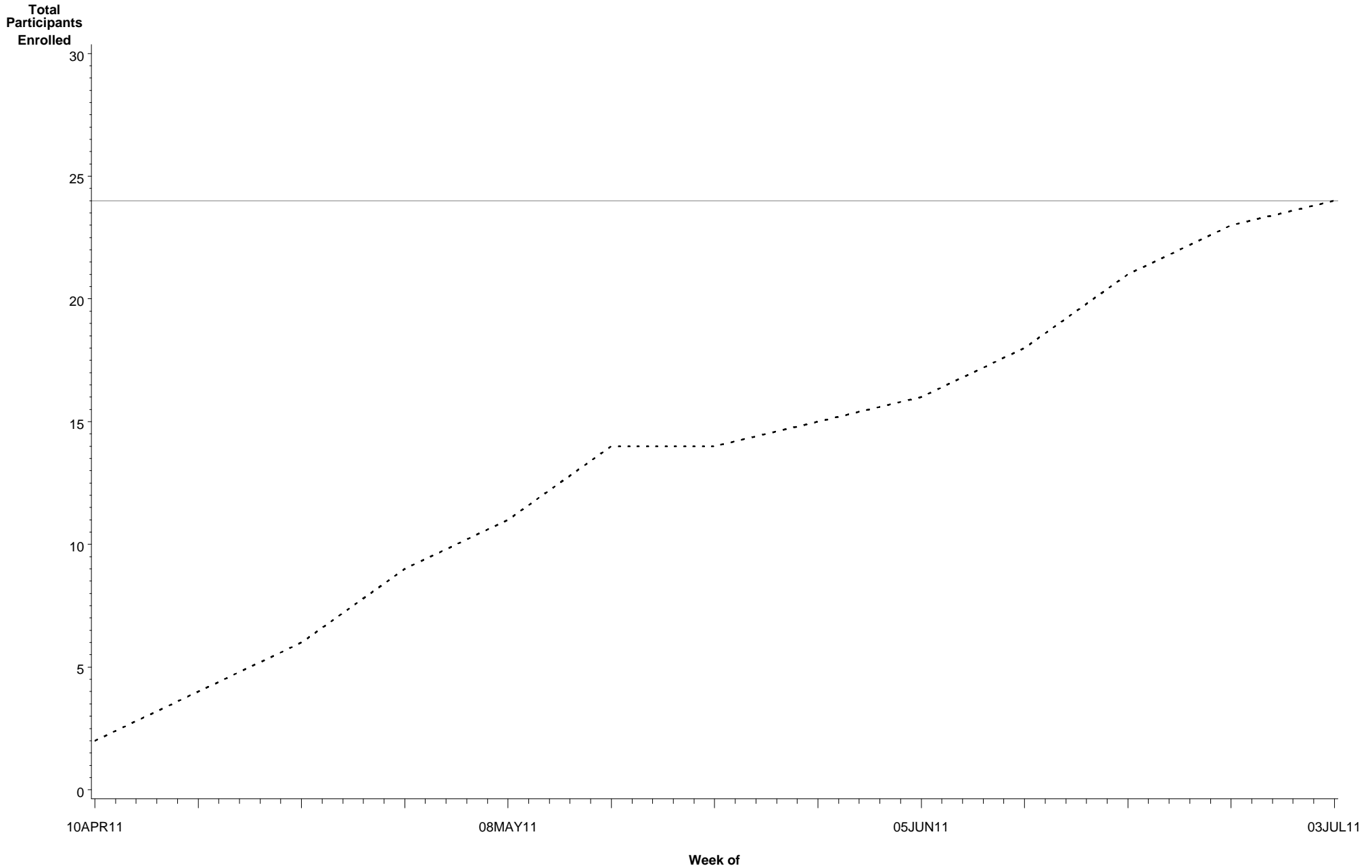
Enrollment Report: MTN 012
Data Through: Thursday, July 28, 2011
Report Run: Thursday, July 28, 2011
All Sites

Total Enrollment: 48 Target: 48 Enrollment Needed: 0
First Enrollment Date: 11APR11 Number of Weeks: 13 Average Per Week: 3.7



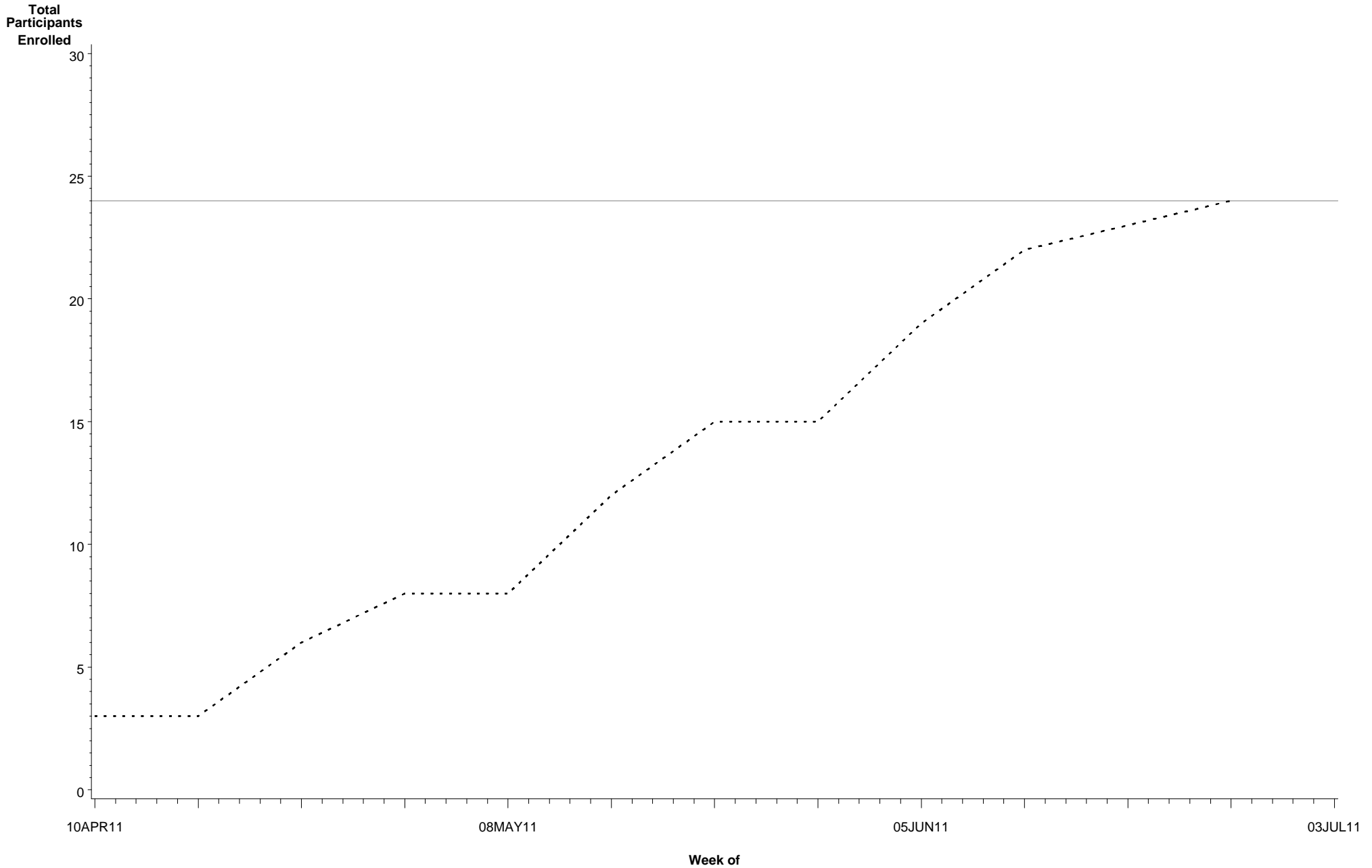
Enrollment Report: MTN 012
Data Through: Thursday, July 28, 2011
Report Run: Thursday, July 28, 2011
US, Birmingham

Total Enrollment: 24 Target: 24 Enrollment Needed: 0
First Enrollment Date: 11APR11 Number of Weeks: 13 Average Per Week: 1.8



Enrollment Report: MTN 012
Data Through: Thursday, July 28, 2011
Report Run: Thursday, July 28, 2011
US, Pittsburgh

Total Enrollment: 24 Target: 24 Enrollment Needed: 0
First Enrollment Date: 13APR11 Number of Weeks: 12 Average Per Week: 2.0



Retention Report: MTN 012
Data Generation Date: Thursday, July 28, 2011
Retention Evaluation Date: Thursday, July 21, 2011
Open Report

Protocol MTN 012

	Visit
	Final Clinic Visit
Total Enrolled	48
Inappropriately Enrolled	0
Active or RE	48
Known LFU	0
Death	0
Expected	48
Completed or RE	47
Early	0
On Time or RE	47
Late	0
No Shows or Known LFU	1
Not Expected	0
Completed before RED or RE	0
Not Completed or Known LFU	0
Retention Among Expected	
Percent Retained or RE	98%
Percent LFU	0%

Retention Report: MTN 012
Data Generation Date: Thursday, July 28, 2011
Retention Evaluation Date: Thursday, July 21, 2011
Open Report

Enrollment site US, Birmingham

	Visit
	Final Clinic Visit
Total Enrolled	24
Inappropriately Enrolled	0
Active or RE	24
Known LFU	0
Death	0
Expected	24
Completed or RE	23
Early	0
On Time or RE	23
Late	0
No Shows or Known LFU	1
Not Expected	0
Completed before RED or RE	0
Not Completed or Known LFU	0
Retention Among Expected	
Percent Retained or RE	96%
Percent LFU	0%

Retention Report: MTN 012
Data Generation Date: Thursday, July 28, 2011
Retention Evaluation Date: Thursday, July 21, 2011
Open Report

Enrollment site US, Pittsburgh

	Visit
	Final Clinic Visit
Total Enrolled	24
Inappropriately Enrolled	0
Active or RE	24
Known LFU	0
Death	0
Expected	24
Completed or RE	24
Early	0
On Time or RE	24
Late	0
No Shows or Known LFU	0
Not Expected	0
Completed before RED or RE	0
Not Completed or Known LFU	0
Retention Among Expected	
Percent Retained or RE	100%
Percent LFU	0%

Retention Report: MTN 012 Circumcised
Data Generation Date: Thursday, July 28, 2011
Retention Evaluation Date: Thursday, July 21, 2011
Open Report

Protocol MTN 012

	Visit
	Final Clinic Visit
Total Enrolled	23
Inappropriately Enrolled	0
Active or RE	23
Known LFU	0
Death	0
Expected	23
Completed or RE	23
Early	0
On Time or RE	23
Late	0
No Shows or Known LFU	0
Not Expected	0
Completed before RED or RE	0
Not Completed or Known LFU	0
Retention Among Expected	
Percent Retained or RE	100%
Percent LFU	0%

Retention Report: MTN 012 Circumcised
Data Generation Date: Thursday, July 28, 2011
Retention Evaluation Date: Thursday, July 21, 2011
Open Report

Protocol MTN 012 Circumcised

	Visit
	Final Clinic Visit
Total Enrolled	1
Inappropriately Enrolled	0
Active or RE	1
Known LFU	0
Death	0
Expected	1
Completed or RE	0
Early	0
On Time or RE	0
Late	0
No Shows or Known LFU	1
Not Expected	0
Completed before RED or RE	0
Not Completed or Known LFU	0
Retention Among Expected	
Percent Retained or RE	0%
Percent LFU	0%

Retention Report: MTN 012 Circumcised
Data Generation Date: Thursday, July 28, 2011
Retention Evaluation Date: Thursday, July 21, 2011
Open Report

Enrollment site US, Birmingham

	Visit
	Final Clinic Visit
Total Enrolled	12
Inappropriately Enrolled	0
Active or RE	12
Known LFU	0
Death	0
Expected	12
Completed or RE	11
Early	0
On Time or RE	11
Late	0
No Shows or Known LFU	1
Not Expected	0
Completed before RED or RE	0
Not Completed or Known LFU	0
Retention Among Expected	
Percent Retained or RE	92%
Percent LFU	0%

Retention Report: MTN 012 Circumcised
Data Generation Date: Thursday, July 28, 2011
Retention Evaluation Date: Thursday, July 21, 2011
Open Report

Enrollment site US, Pittsburgh

	Visit
	Final Clinic Visit
Total Enrolled	12
Inappropriately Enrolled	0
Active or RE	12
Known LFU	0
Death	0
Expected	12
Completed or RE	12
Early	0
On Time or RE	12
Late	0
No Shows or Known LFU	0
Not Expected	0
Completed before RED or RE	0
Not Completed or Known LFU	0
Retention Among Expected	
Percent Retained or RE	100%
Percent LFU	0%

Retention Report: MTN 012 Uncircumcised Ppts
Data Generation Date: Thursday, July 28, 2011
Retention Evaluation Date: Thursday, July 21, 2011
Open Report

Protocol MTN 012

	Visit
	Final Clinic Visit
Total Enrolled	24
Inappropriately Enrolled	0
Active or RE	24
Known LFU	0
Death	0
Expected	24
Completed or RE	24
Early	0
On Time or RE	24
Late	0
No Shows or Known LFU	0
Not Expected	0
Completed before RED or RE	0
Not Completed or Known LFU	0
Retention Among Expected	
Percent Retained or RE	100%
Percent LFU	0%

Retention Report: MTN 012 Uncircumcised Ppts
Data Generation Date: Thursday, July 28, 2011
Retention Evaluation Date: Thursday, July 21, 2011
Open Report

Enrollment site US, Birmingham

	Visit
	Final Clinic Visit
Total Enrolled	12
Inappropriately Enrolled	0
Active or RE	12
Known LFU	0
Death	0
Expected	12
Completed or RE	12
Early	0
On Time or RE	12
Late	0
No Shows or Known LFU	0
Not Expected	0
Completed before RED or RE	0
Not Completed or Known LFU	0
Retention Among Expected	
Percent Retained or RE	100%
Percent LFU	0%

Retention Report: MTN 012 Uncircumcised Ppts
Data Generation Date: Thursday, July 28, 2011
Retention Evaluation Date: Thursday, July 21, 2011
Open Report

Enrollment site US, Pittsburgh

	Visit
	Final Clinic Visit
Total Enrolled	12
Inappropriately Enrolled	0
Active or RE	12
Known LFU	0
Death	0
Expected	12
Completed or RE	12
Early	0
On Time or RE	12
Late	0
No Shows or Known LFU	0
Not Expected	0
Completed before RED or RE	0
Not Completed or Known LFU	0
Retention Among Expected	
Percent Retained or RE	100%
Percent LFU	0%