

**Enrollment Report: MTN 009**  
**Data Through: Monday, May 7, 2012**  
**Report Run: Monday, May 14, 2012**

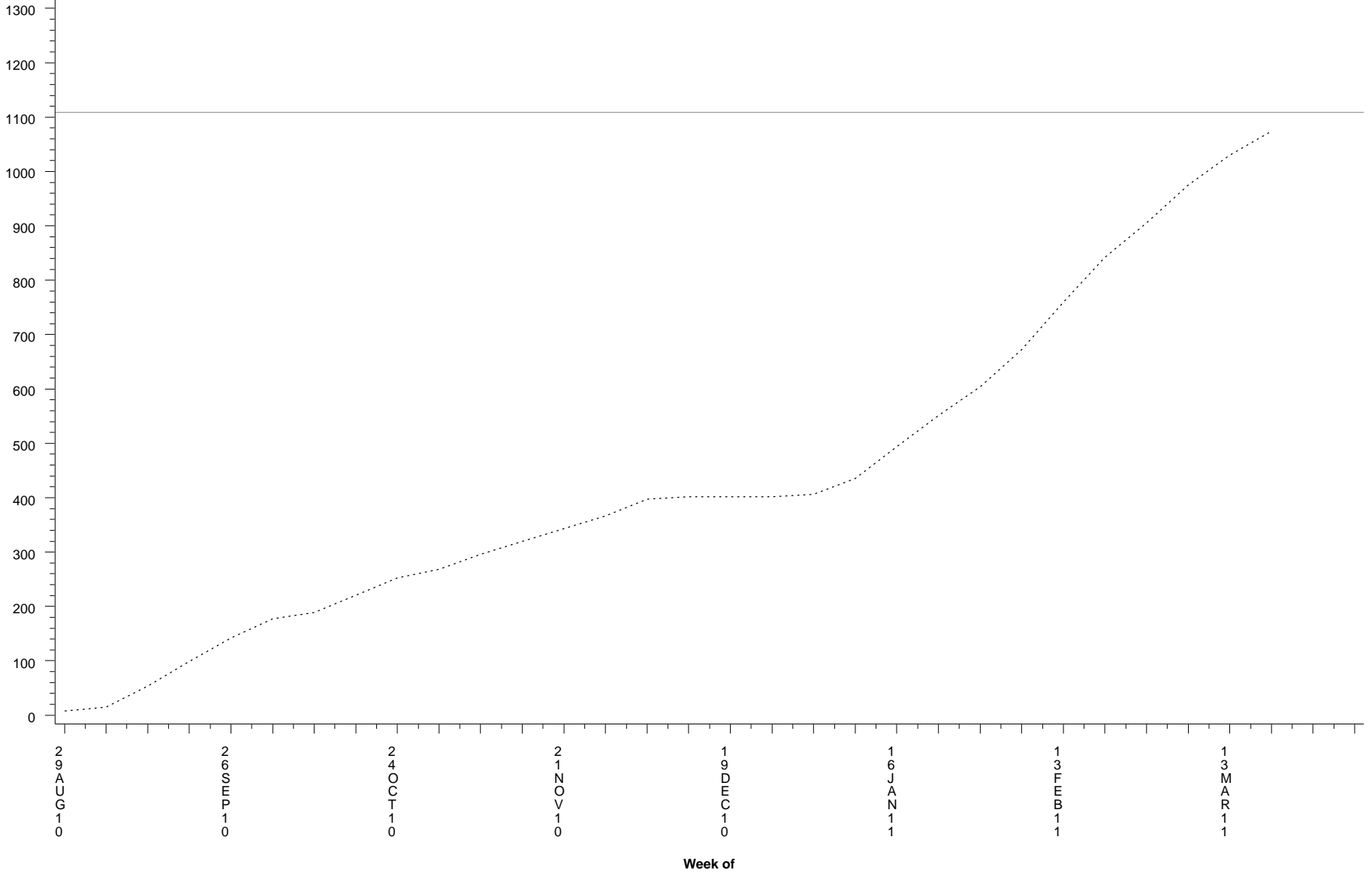
**Total Enrollment: 1074    Protocol Target: 1109    Enrollment Needed: 35**  
**Number of Weeks: 30    Average Per Week: 35.8**

			Enrollment During Week Beginning On												
			18MAR12	25MAR12	01APR12	08APR12	15APR12	22APR12	29APR12	06MAY12					
Site	First Enrollment Date	Enrollment Through 17MAR12								Total Weeks	Total Enrollment	Average Per Week	Site Target	Enrollment Needed	
South Africa: Botha's Hill	18SEP10	135									28	135	4.8	171	36
South Africa: Isipingo	17SEP10	133									28	133	4.8	127	0
South Africa: Overport	30AUG10	322									30	322	10.7	218	0
South Africa: RK Khan	13SEP10	91									28	91	3.3	123	32
South Africa: Tongaat	17SEP10	184									28	184	6.6	177	0
South Africa: Umkomaas	17SEP10	88									27	88	3.3	135	47
South Africa: Verulam	17SEP10	121									27	121	4.5	158	37

Enrollment Report: MTN 009  
Data Through: Monday, May 7, 2012  
Report Run: Monday, May 14, 2012  
All Sites

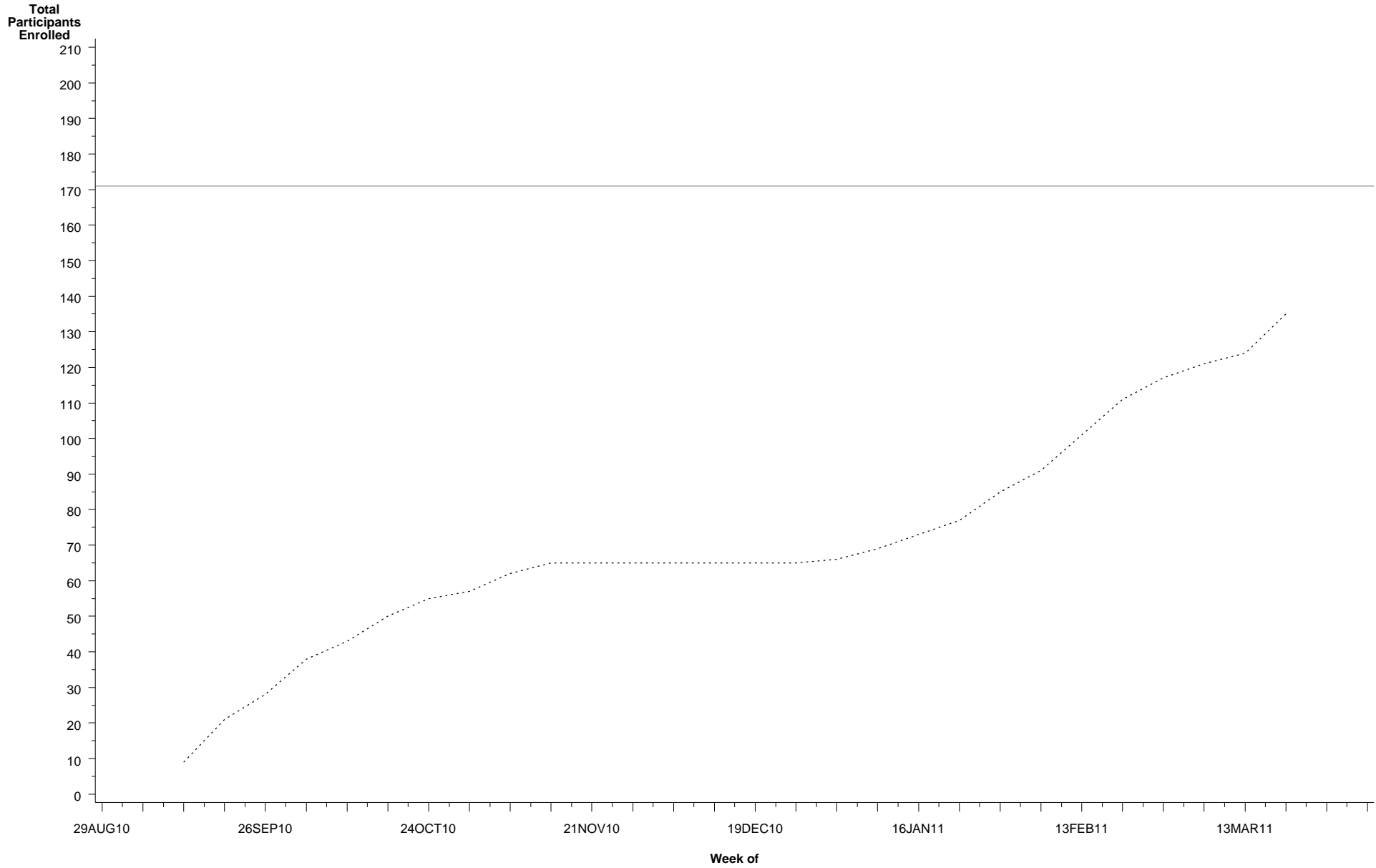
Total Enrollment: 1074 Target: 1109 Enrollment Needed: 35  
First Enrollment Date: 30AUG10 Number of Weeks: 30 Average Per Week: 35.8

Total  
Participants  
Enrolled



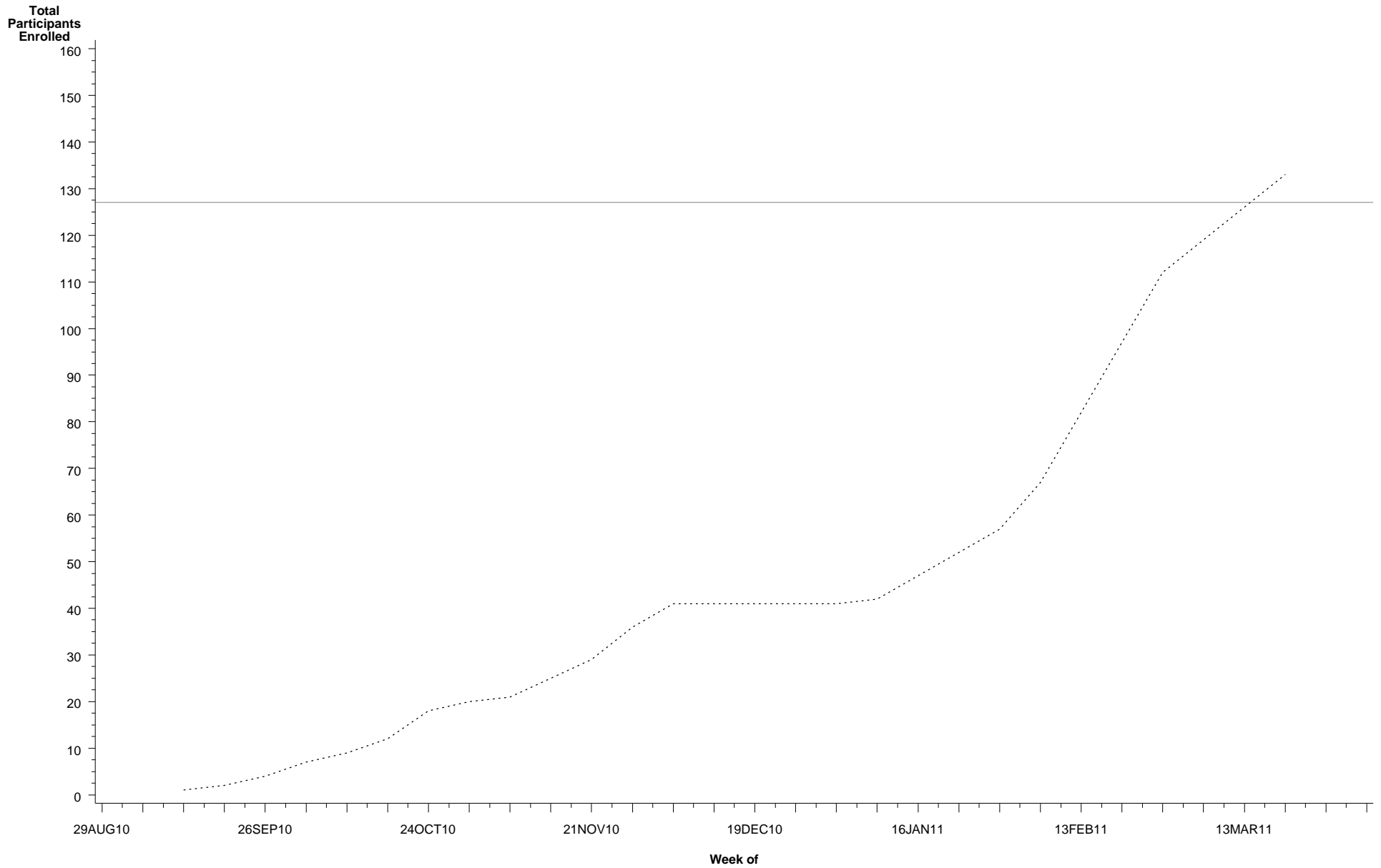
**Enrollment Report: MTN 009**  
**Data Through: Monday, May 7, 2012**  
**Report Run: Monday, May 14, 2012**  
**South Africa: Botha's Hill**

**Total Enrollment: 135    Target: 171    Enrollment Needed: 36**  
**First Enrollment Date: 18SEP10    Number of Weeks: 28    Average Per Week: 4.8**



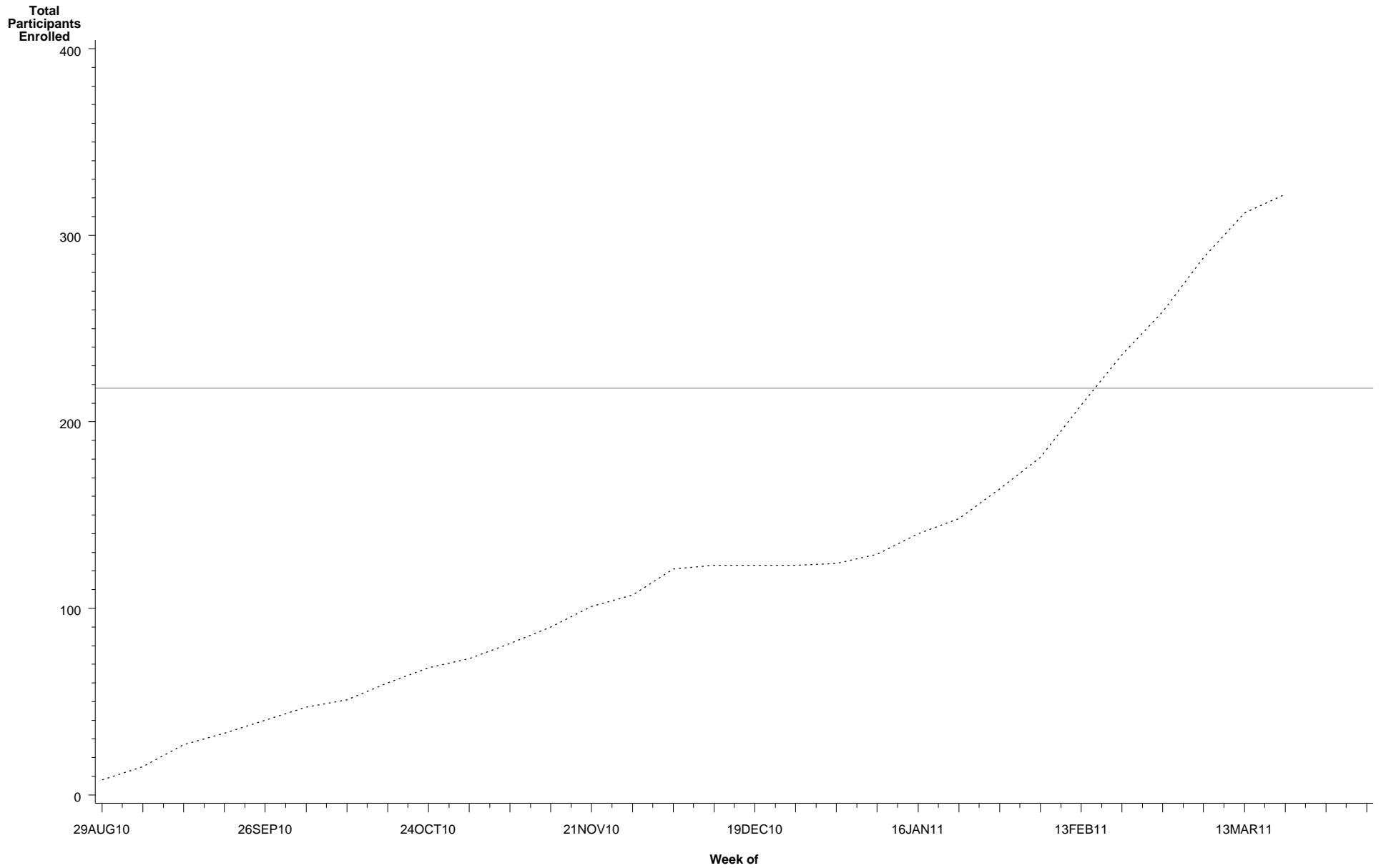
**Enrollment Report: MTN 009**  
**Data Through: Monday, May 7, 2012**  
**Report Run: Monday, May 14, 2012**  
**South Africa: Isipingo**

**Total Enrollment: 133    Target: 127    Enrollment Needed: 0**  
**First Enrollment Date: 17SEP10    Number of Weeks: 28    Average Per Week: 4.8**



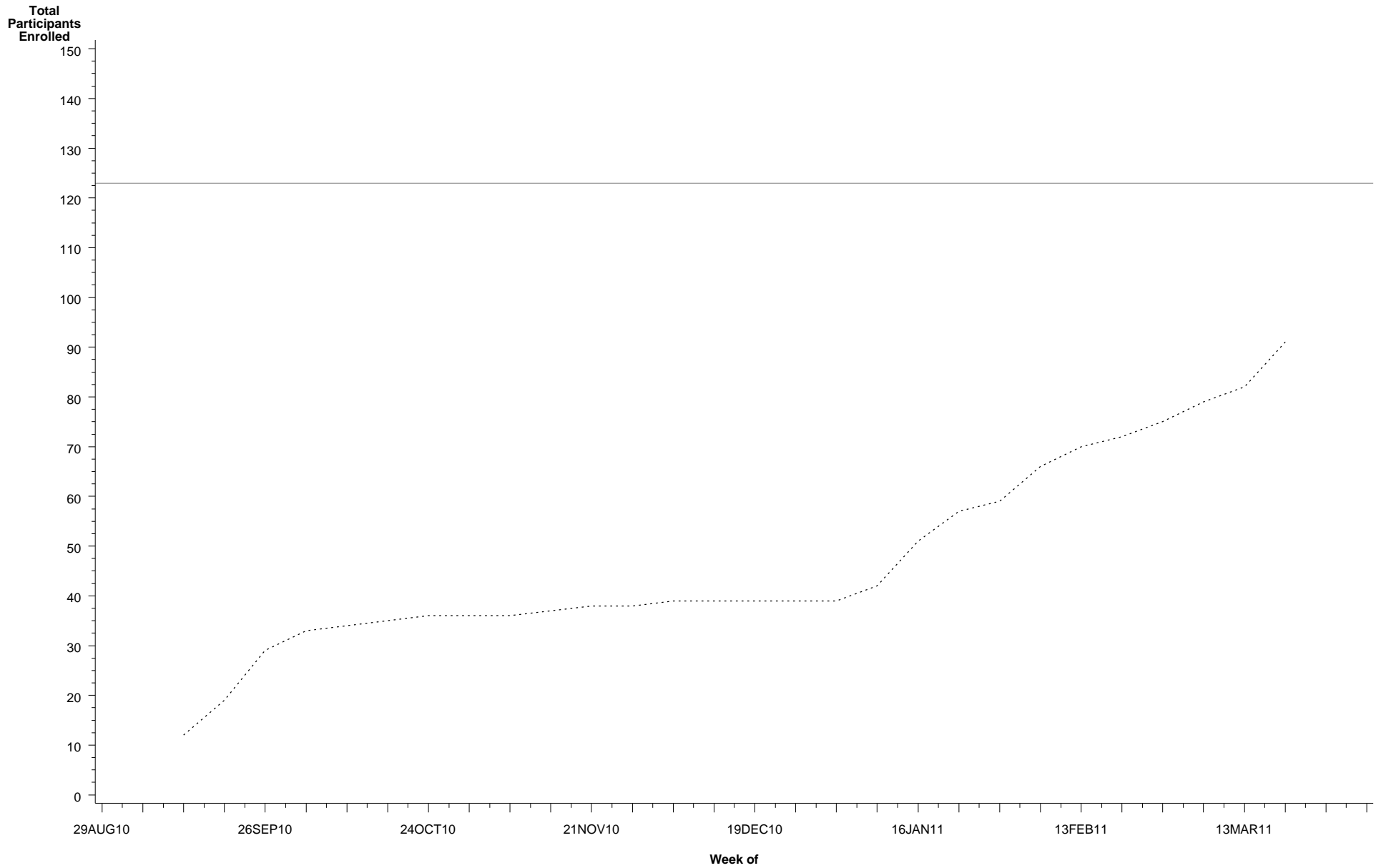
**Enrollment Report: MTN 009**  
**Data Through: Monday, May 7, 2012**  
**Report Run: Monday, May 14, 2012**  
**South Africa: Overport**

**Total Enrollment: 322**   **Target: 218**   **Enrollment Needed: 0**  
**First Enrollment Date: 30AUG10**   **Number of Weeks: 30**   **Average Per Week: 10.7**



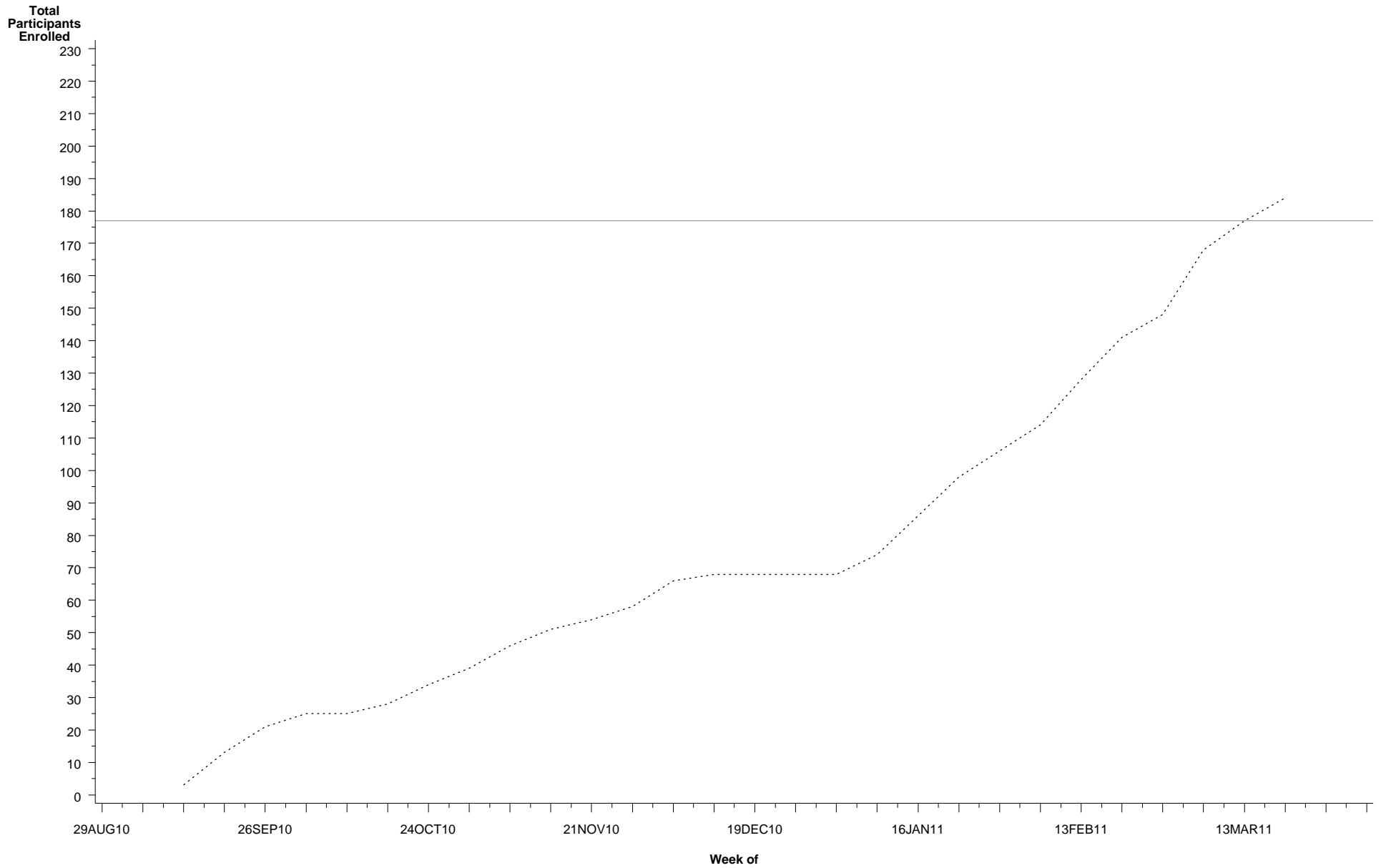
**Enrollment Report: MTN 009**  
**Data Through: Monday, May 7, 2012**  
**Report Run: Monday, May 14, 2012**  
**South Africa: RK Khan**

**Total Enrollment: 91    Target: 123    Enrollment Needed: 32**  
**First Enrollment Date: 13SEP10    Number of Weeks: 28    Average Per Week: 3.3**



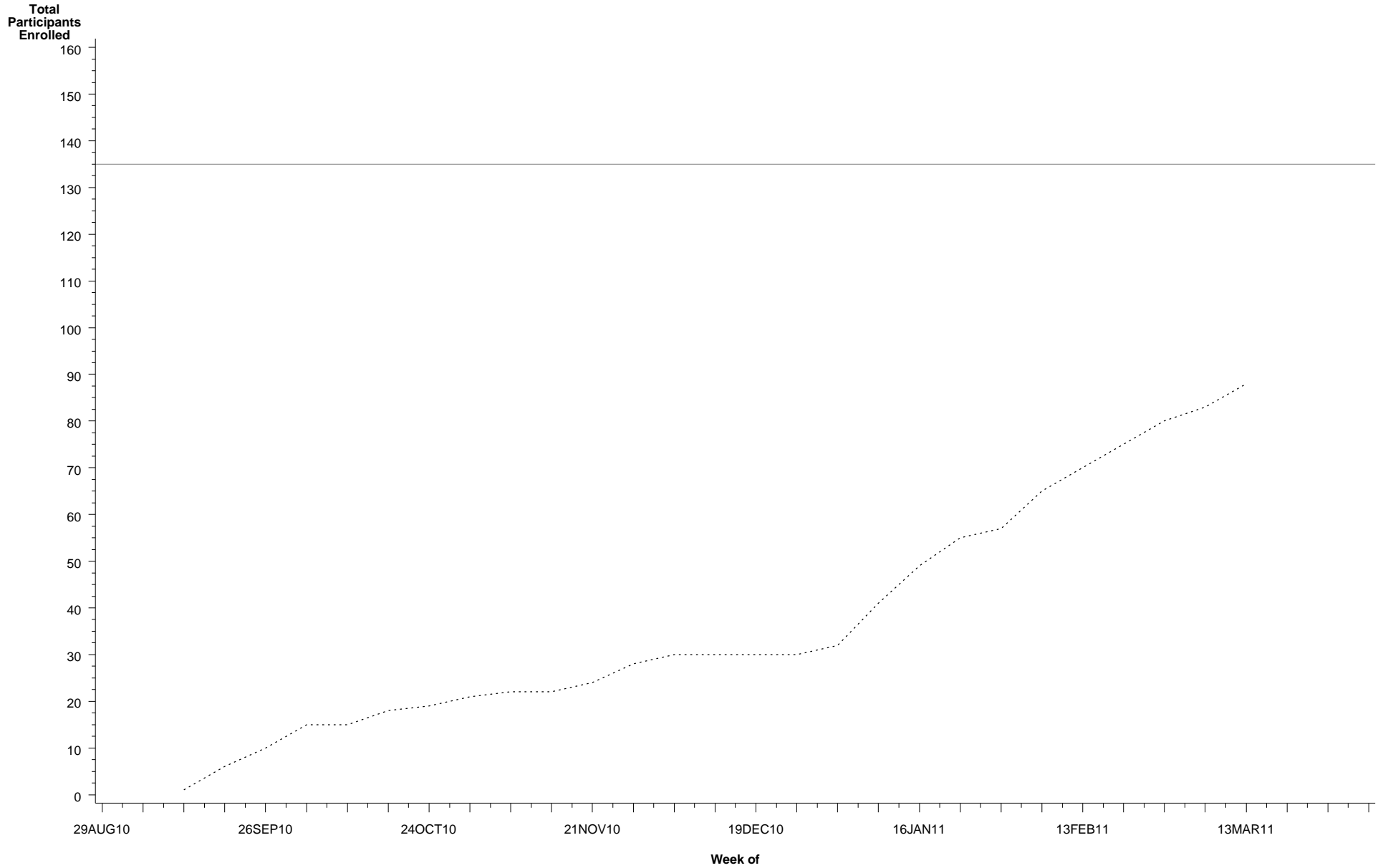
**Enrollment Report: MTN 009**  
**Data Through: Monday, May 7, 2012**  
**Report Run: Monday, May 14, 2012**  
**South Africa: Tongaat**

**Total Enrollment: 184    Target: 177    Enrollment Needed: 0**  
**First Enrollment Date: 17SEP10    Number of Weeks: 28    Average Per Week: 6.6**



**Enrollment Report: MTN 009**  
**Data Through: Monday, May 7, 2012**  
**Report Run: Monday, May 14, 2012**  
**South Africa: Umkomaas**

**Total Enrollment: 88    Target: 135    Enrollment Needed: 47**  
**First Enrollment Date: 17SEP10    Number of Weeks: 27    Average Per Week: 3.3**



**Enrollment Report: MTN 009**  
**Data Through: Monday, May 7, 2012**  
**Report Run: Monday, May 14, 2012**  
**South Africa: Verulam**

**Total Enrollment: 121    Target: 158    Enrollment Needed: 37**  
**First Enrollment Date: 17SEP10    Number of Weeks: 27    Average Per Week: 4.5**

