

Enrollment Report: MTN 008 Mothers
Data Through: Wednesday, November 13, 2013
Report Run: Wednesday, November 20, 2013

Total Enrollment: 116 Protocol Target: 113 Enrollment Needed: 0
Number of Weeks: 118 Average Per Week: 1.0

			Enrollment During Week Beginning On												
			22SEP13	29SEP13	06OCT13	13OCT13	20OCT13	27OCT13	03NOV13	10NOV13					
Site	First Enrollment Date	Enrollment Through 21SEP13								Total Weeks	Total Enrollment	Average Per Week	Site Target	Enrollment Needed	
Birmingham - Univ of Alabama	02AUG11	46									104	46	0.4	44	0
Pittsburgh: Magee-Womens Hosp	26APR11	70									117	70	0.6	69	0

Enrollment Report: MTN 008 Preg Mothers
Data Through: Wednesday, November 13, 2013
Report Run: Wednesday, November 20, 2013

Total Enrollment: 99 Protocol Target: 98 Enrollment Needed: 0
Number of Weeks: 118 Average Per Week: 0.8

			Enrollment During Week Beginning On												
			22SEP13	29SEP13	06OCT13	13OCT13	20OCT13	27OCT13	03NOV13	10NOV13					
Site	First Enrollment Date	Enrollment Through 21SEP13								Total Weeks	Total Enrollment	Average Per Week	Site Target	Enrollment Needed	
Birmingham - Univ of Alabama	02AUG11	40									104	40	0.4	39	0
Pittsburgh: Magee-Womens Hosp	26APR11	59									117	59	0.5	59	0

Enrollment Report: MTN 008 Lact Mothers
Data Through: Wednesday, November 13, 2013
Report Run: Wednesday, November 20, 2013

Total Enrollment: 17 Protocol Target: 15 Enrollment Needed: 0
Number of Weeks: 58 Average Per Week: 0.3

			Enrollment During Week Beginning On												
			22SEP13	29SEP13	06OCT13	13OCT13	20OCT13	27OCT13	03NOV13	10NOV13					
Site	First Enrollment Date	Enrollment Through 21SEP13								Total Weeks	Total Enrollment	Average Per Week	Site Target	Enrollment Needed	
Birmingham - Univ of Alabama	04OCT11	6									56	6	0.1	5	0
Pittsburgh: Magee-Womens Hosp	22SEP11	11									58	11	0.2	10	0

Enrollment Report: MTN 008 Infants
Data Through: Wednesday, November 13, 2013
Report Run: Wednesday, November 20, 2013

Total Enrollment: 116 Protocol Target: 113 Enrollment Needed: 0
Number of Weeks: 118 Average Per Week: 1.0

			Enrollment During Week Beginning On												
			22SEP13	29SEP13	06OCT13	13OCT13	20OCT13	27OCT13	03NOV13	10NOV13					
Site	First Enrollment Date	Enrollment Through 21SEP13								Total Weeks	Total Enrollment	Average Per Week	Site Target	Enrollment Needed	
Birmingham - Univ of Alabama	02AUG11	46									104	46	0.4	44	0
Pittsburgh: Magee-Womens Hosp	26APR11	70									117	70	0.6	69	0

Enrollment Report: MTN 008 Preg Infants
Data Through: Wednesday, November 13, 2013
Report Run: Wednesday, November 20, 2013

Total Enrollment: 99 Protocol Target: 98 Enrollment Needed: 0
Number of Weeks: 118 Average Per Week: 0.8

			Enrollment During Week Beginning On												
			22SEP13	29SEP13	06OCT13	13OCT13	20OCT13	27OCT13	03NOV13	10NOV13					
Site	First Enrollment Date	Enrollment Through 21SEP13								Total Weeks	Total Enrollment	Average Per Week	Site Target	Enrollment Needed	
Birmingham - Univ of Alabama	02AUG11	40									104	40	0.4	39	0
Pittsburgh: Magee-Womens Hosp	26APR11	59									117	59	0.5	59	0

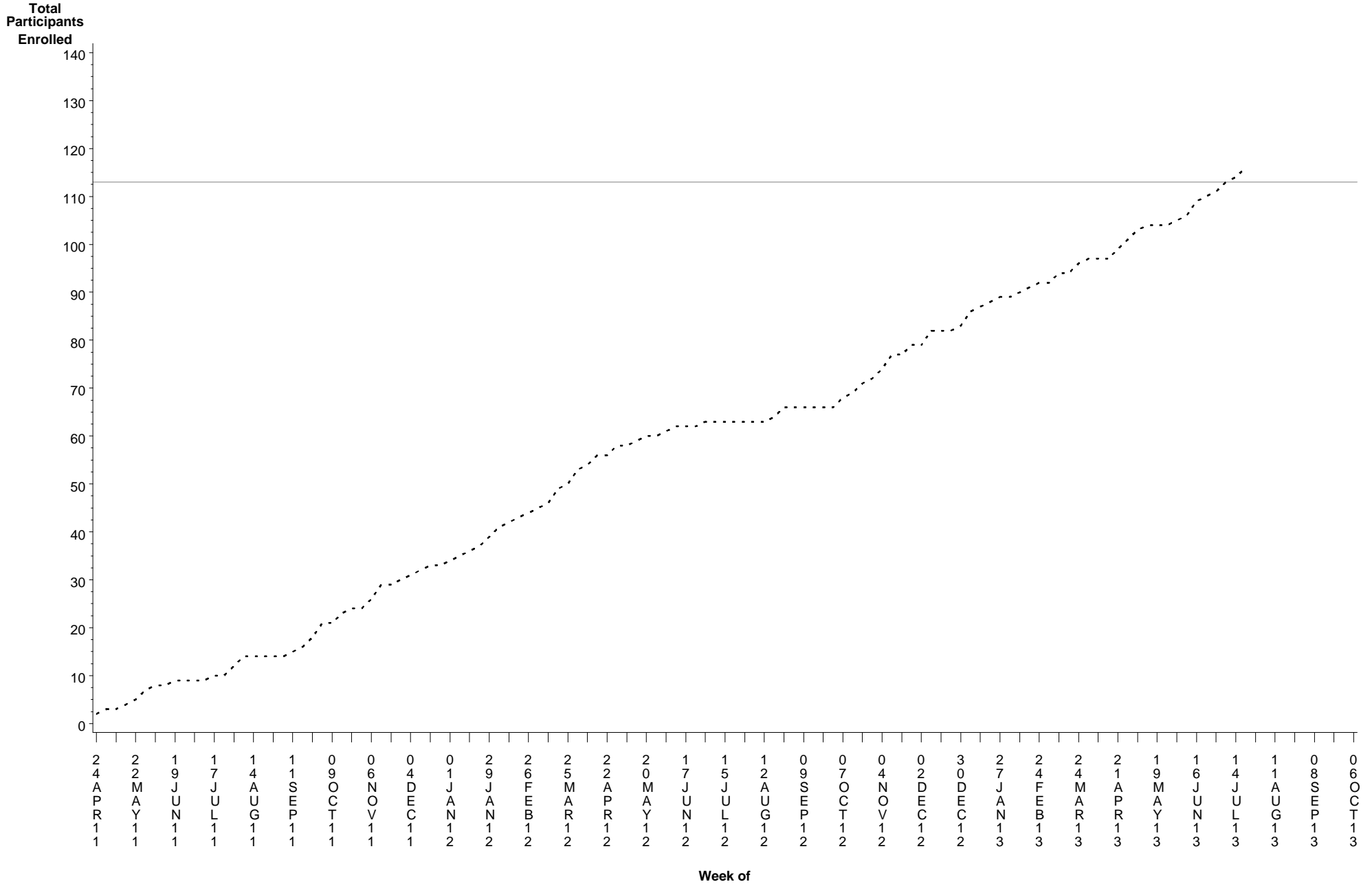
Enrollment Report: MTN 008 Lact Infants
Data Through: Wednesday, November 13, 2013
Report Run: Wednesday, November 20, 2013

Total Enrollment: 17 Protocol Target: 15 Enrollment Needed: 0
Number of Weeks: 58 Average Per Week: 0.3

			Enrollment During Week Beginning On												
			22SEP13	29SEP13	06OCT13	13OCT13	20OCT13	27OCT13	03NOV13	10NOV13					
Site	First Enrollment Date	Enrollment Through 21SEP13								Total Weeks	Total Enrollment	Average Per Week	Site Target	Enrollment Needed	
Birmingham - Univ of Alabama	04OCT11	6									56	6	0.1	5	0
Pittsburgh: Magee-Womens Hosp	22SEP11	11									58	11	0.2	10	0

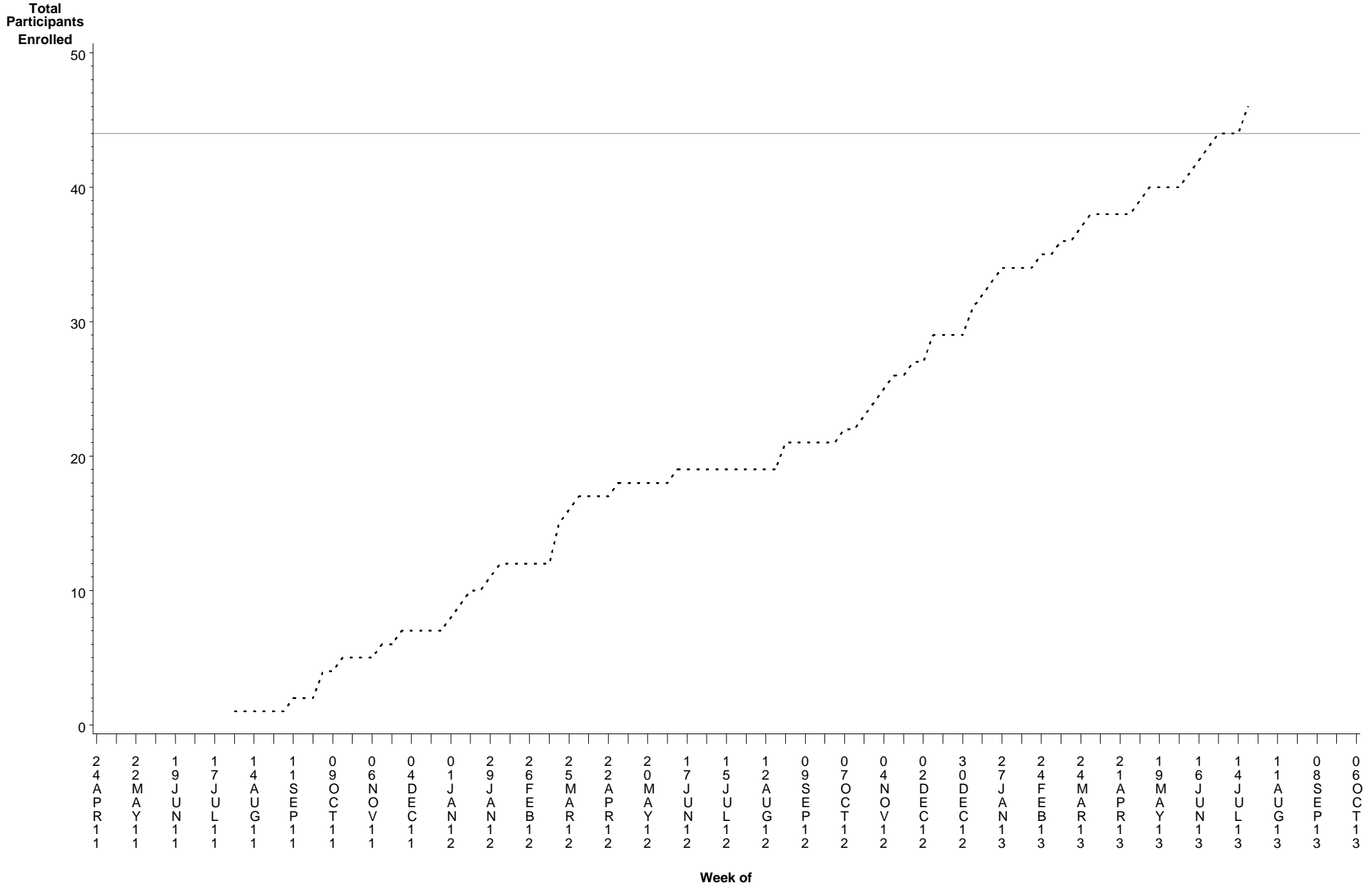
Enrollment Report: MTN 008 Mothers
Data Through: Wednesday, November 13, 2013
Report Run: Wednesday, November 20, 2013
All Sites

Total Enrollment: 116 Target: 113 Enrollment Needed: 0
First Enrollment Date: 26APR11 Number of Weeks: 118 Average Per Week: 1.0



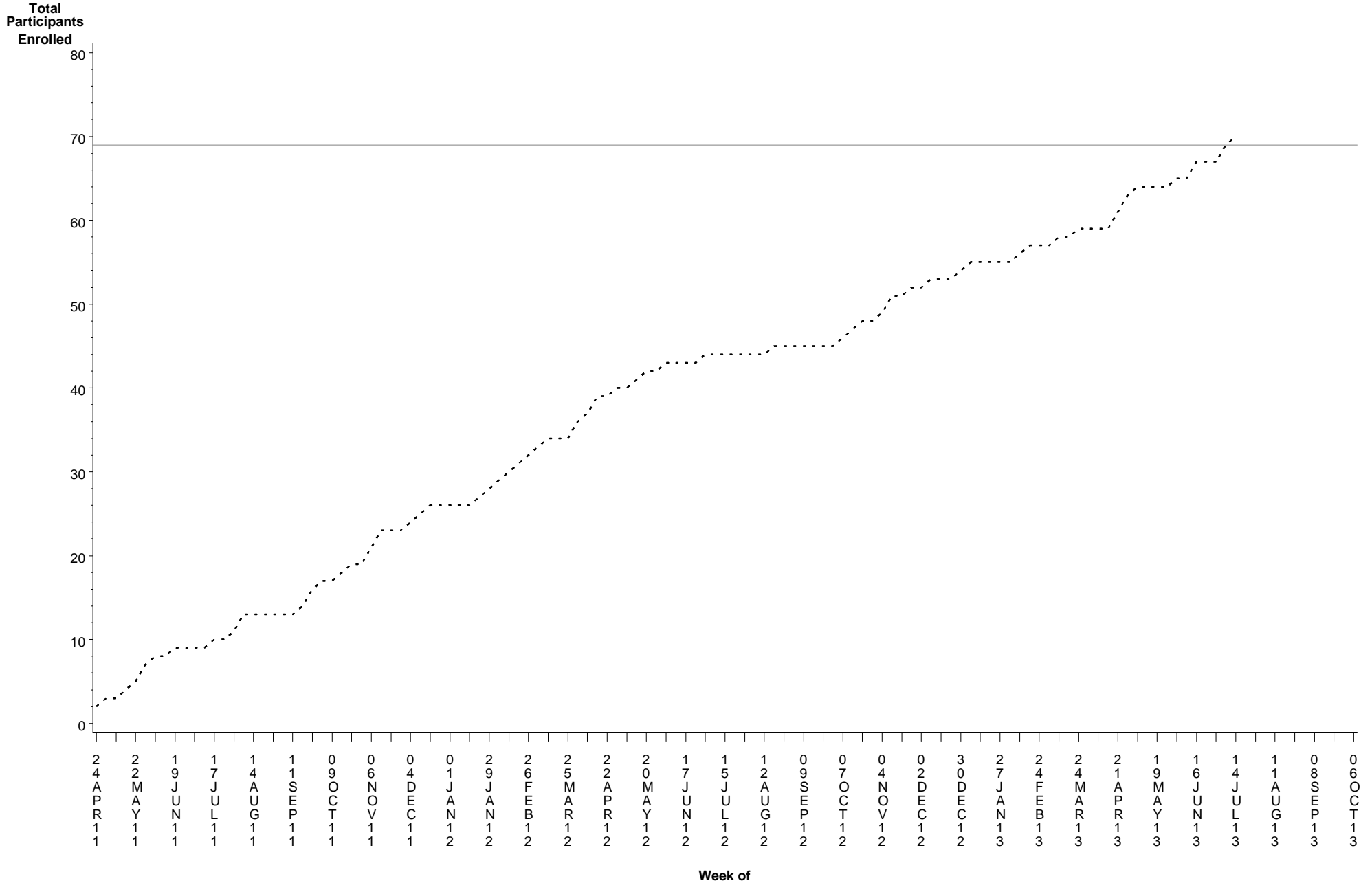
Enrollment Report: MTN 008 Mothers
Data Through: Wednesday, November 13, 2013
Report Run: Wednesday, November 20, 2013
Birmingham - Univ of Alabama

Total Enrollment: 46 Target: 44 Enrollment Needed: 0
First Enrollment Date: 02AUG11 Number of Weeks: 104 Average Per Week: 0.4



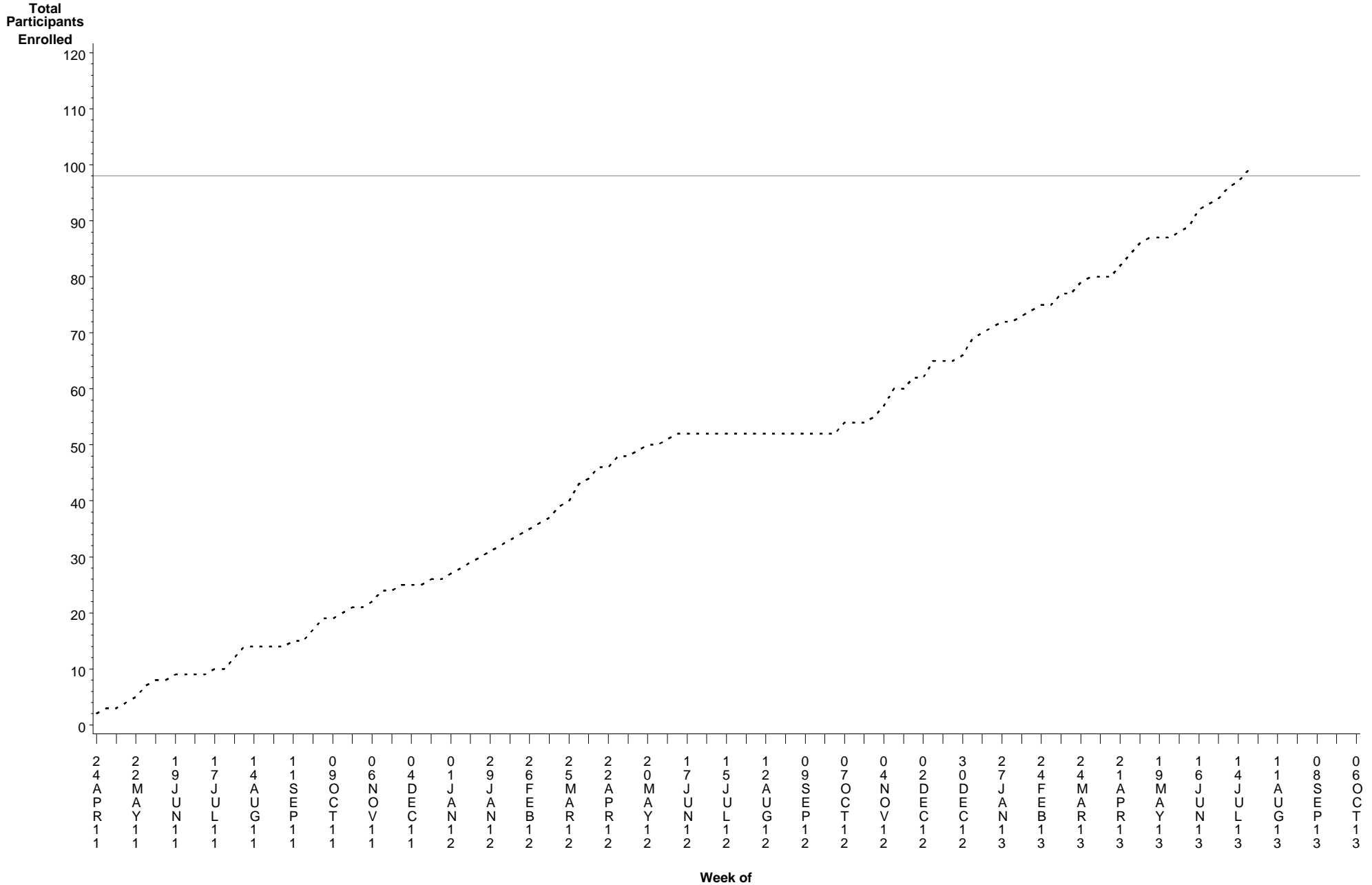
Enrollment Report: MTN 008 Mothers
Data Through: Wednesday, November 13, 2013
Report Run: Wednesday, November 20, 2013
Pittsburgh: Magee-Womens Hosp

Total Enrollment: 70 Target: 69 Enrollment Needed: 0
First Enrollment Date: 26APR11 Number of Weeks: 117 Average Per Week: 0.6



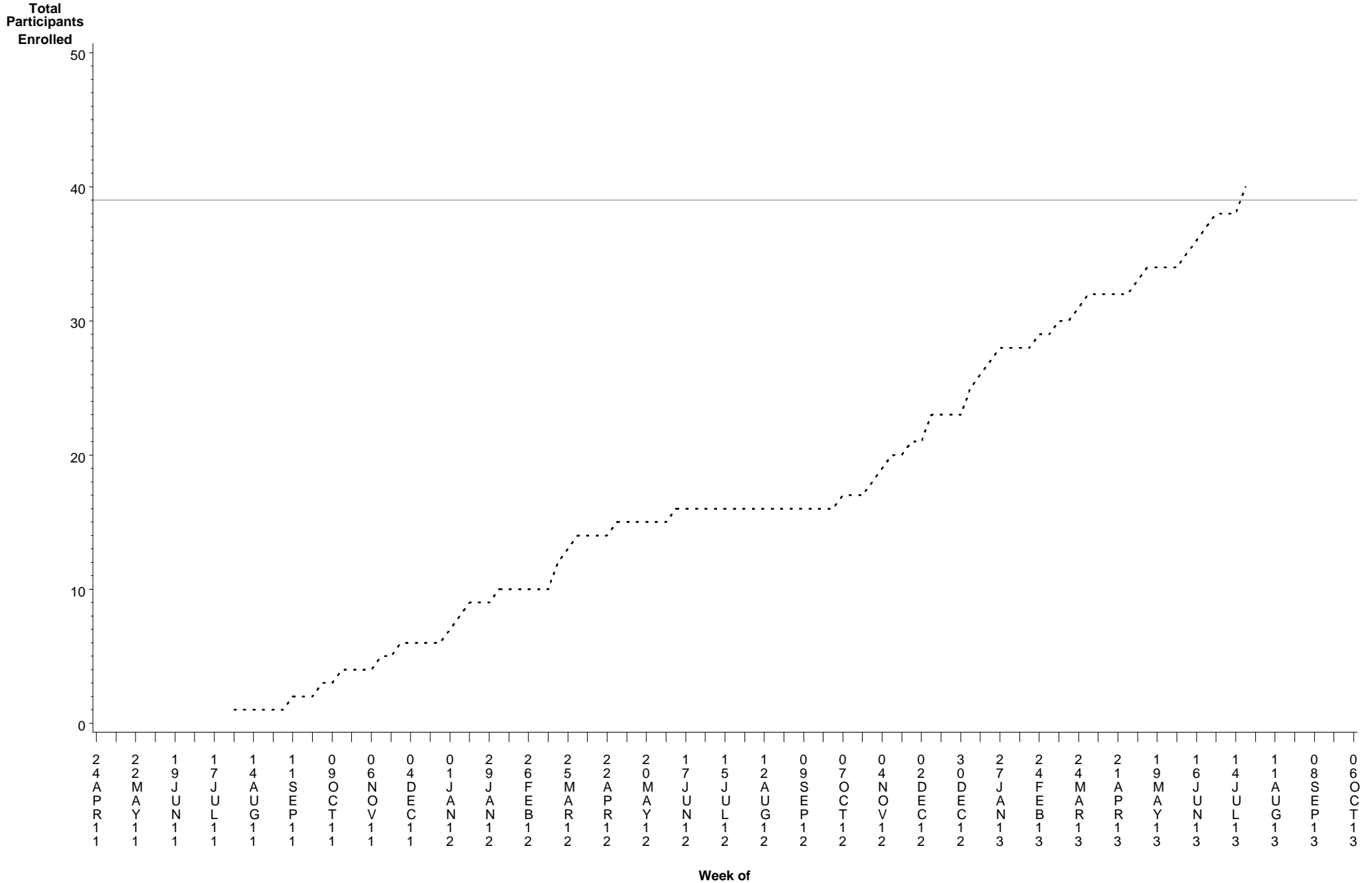
Enrollment Report: MTN 008 Preg Mothers
Data Through: Wednesday, November 13, 2013
Report Run: Wednesday, November 20, 2013
All Sites

Total Enrollment: 99 Target: 98 Enrollment Needed: 0
First Enrollment Date: 26APR11 Number of Weeks: 118 Average Per Week: 0.8



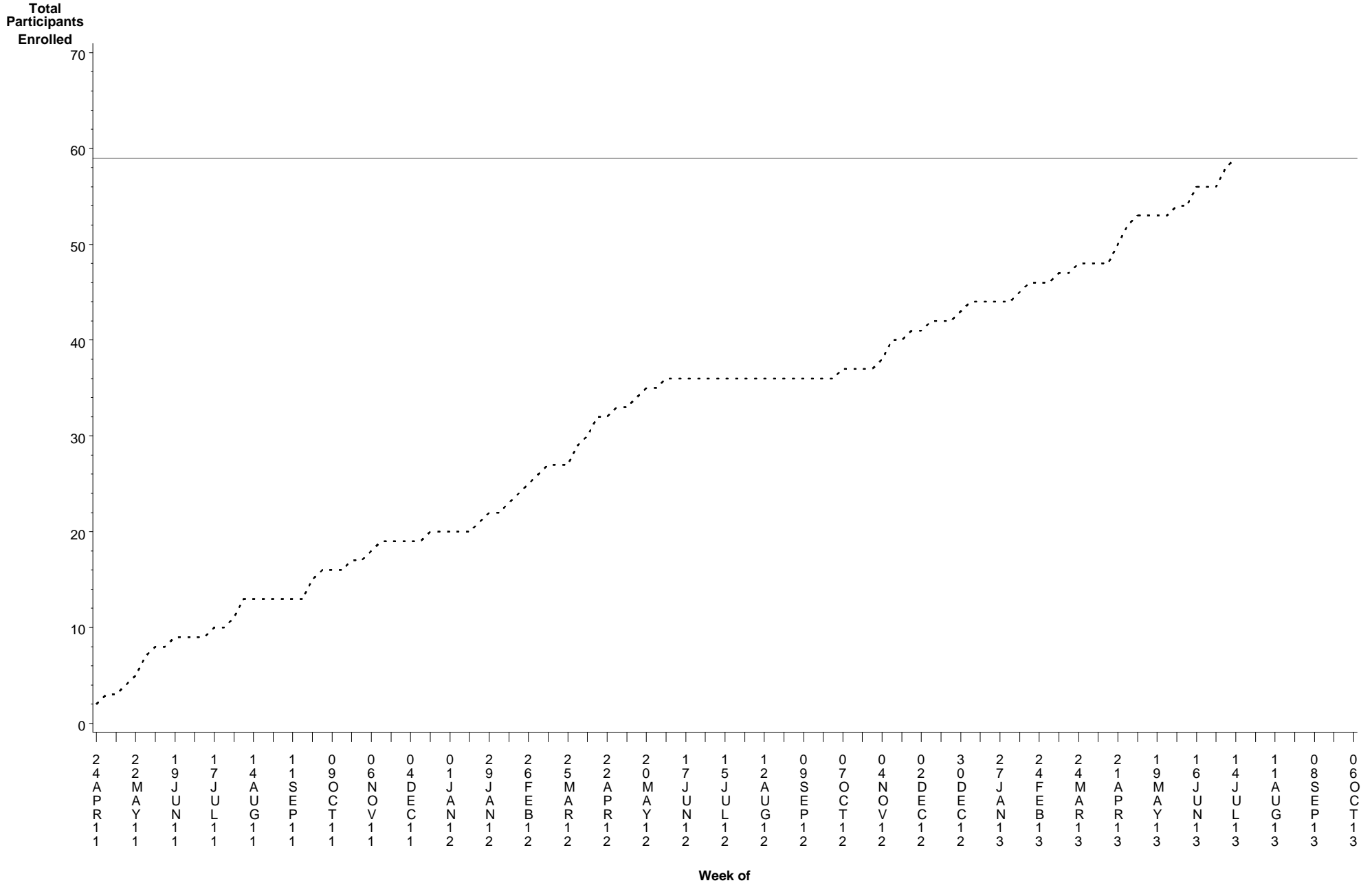
Enrollment Report: MTN 008 Preg Mothers
Data Through: Wednesday, November 13, 2013
Report Run: Wednesday, November 20, 2013
Birmingham - Univ of Alabama

Total Enrollment: 40 Target: 39 Enrollment Needed: 0
First Enrollment Date: 02AUG11 Number of Weeks: 104 Average Per Week: 0.4



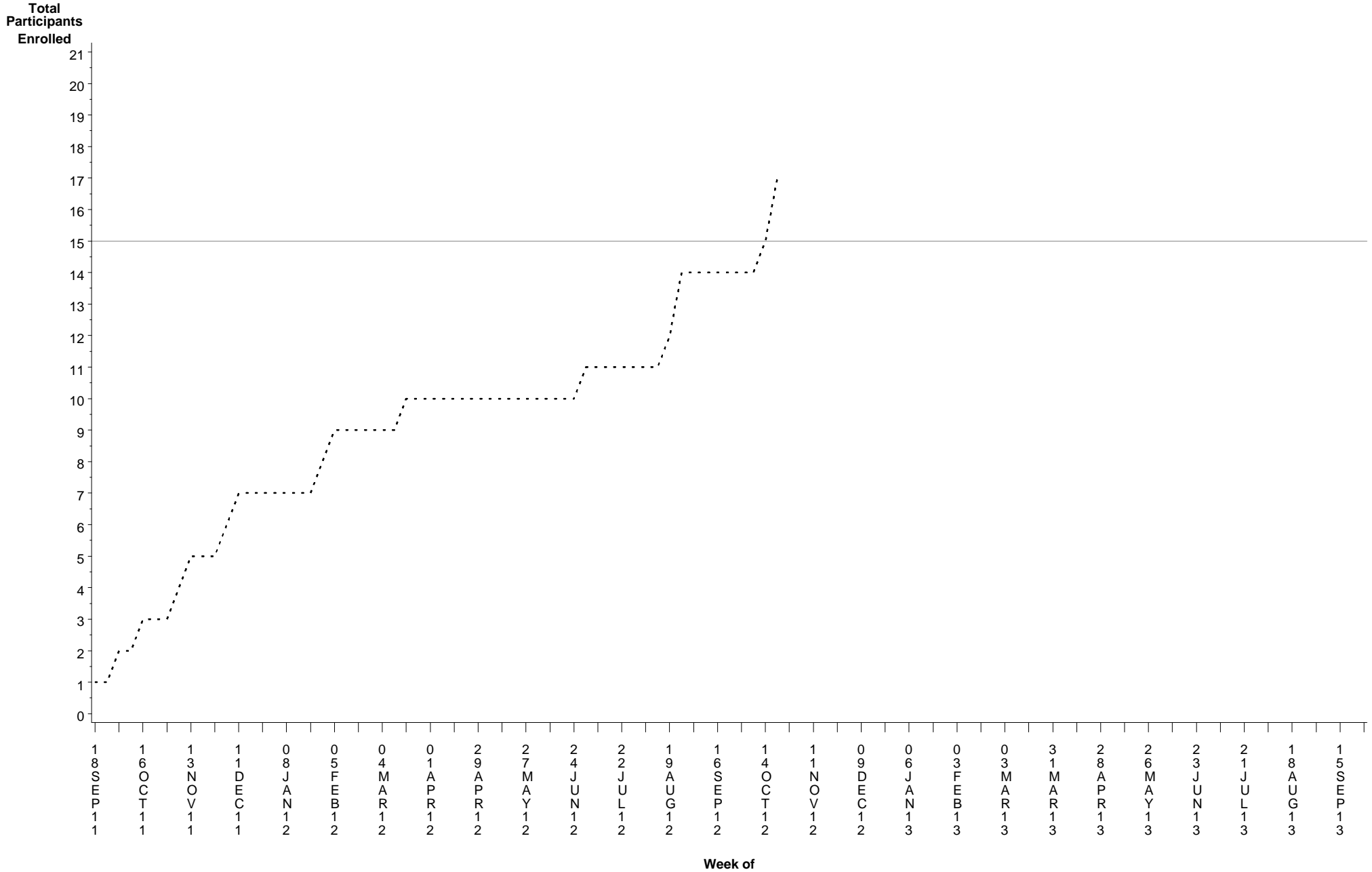
Enrollment Report: MTN 008 Preg Mothers
Data Through: Wednesday, November 13, 2013
Report Run: Wednesday, November 20, 2013
Pittsburgh: Magee-Womens Hosp

Total Enrollment: 59 Target: 59 Enrollment Needed: 0
First Enrollment Date: 26APR11 Number of Weeks: 117 Average Per Week: 0.5



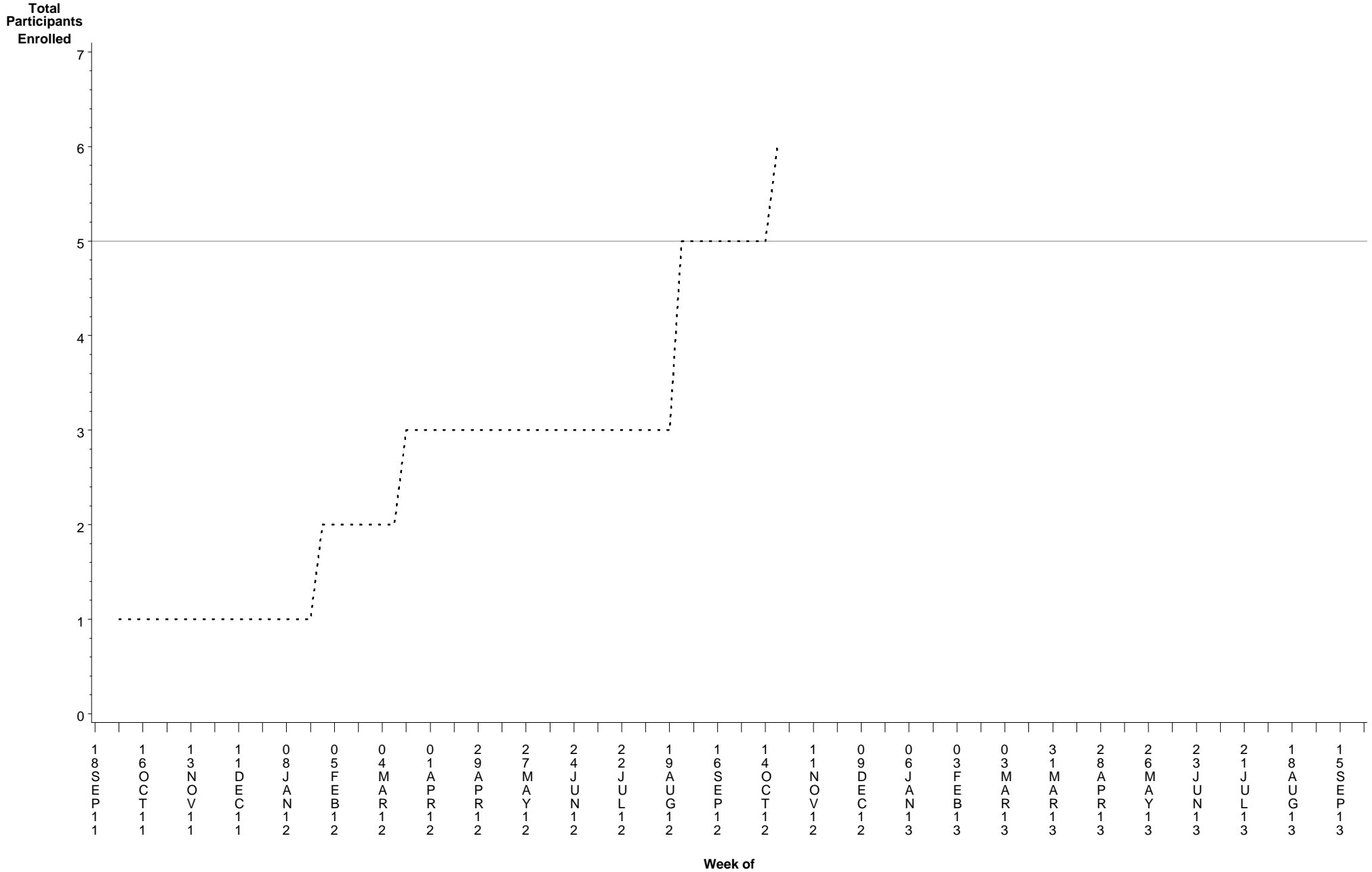
Enrollment Report: MTN 008 Lact Mothers
Data Through: Wednesday, November 13, 2013
Report Run: Wednesday, November 20, 2013
All Sites

Total Enrollment: 17 Target: 15 Enrollment Needed: 0
First Enrollment Date: 22SEP11 Number of Weeks: 58 Average Per Week: 0.3



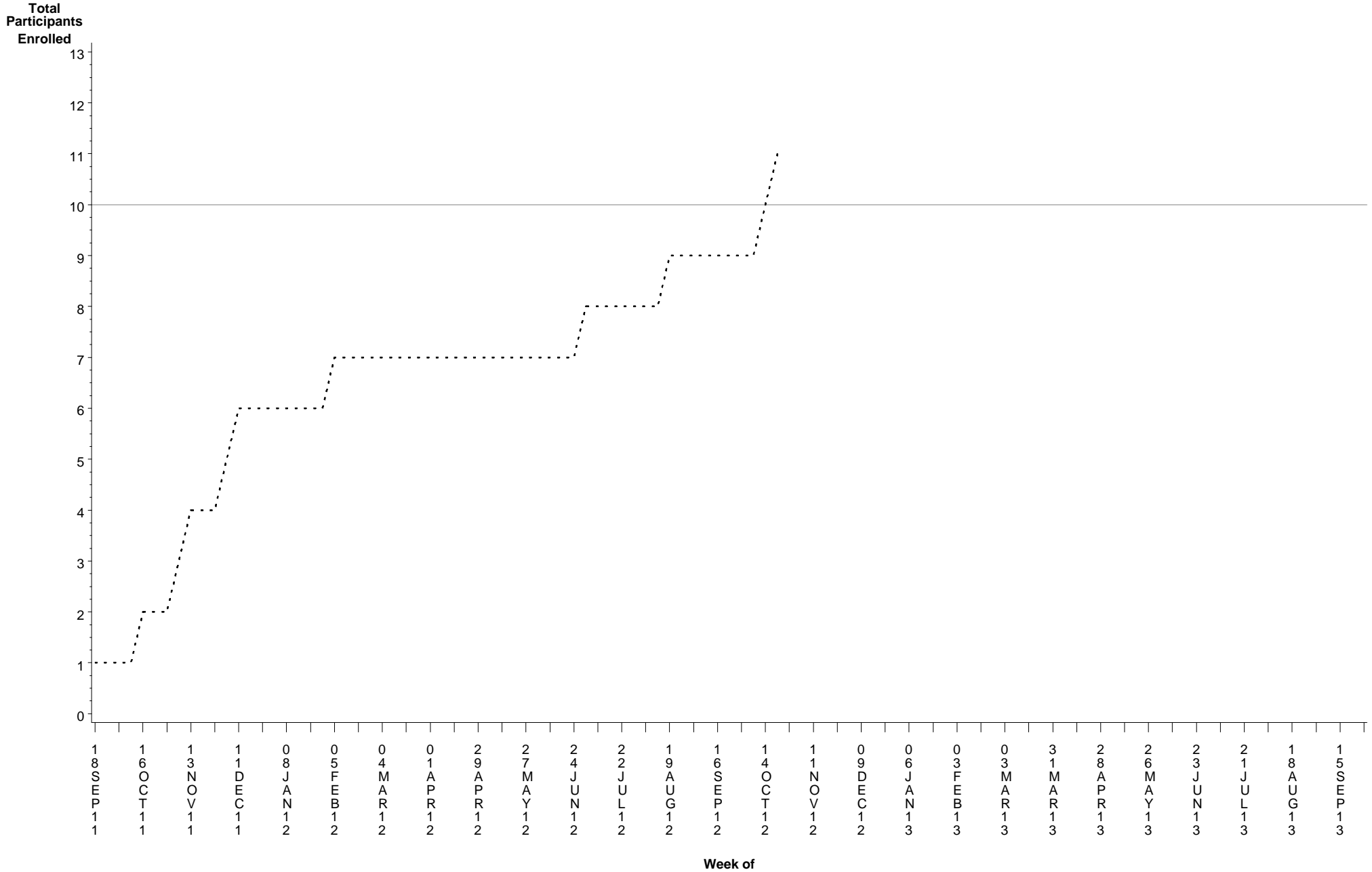
Enrollment Report: MTN 008 Lact Mothers
Data Through: Wednesday, November 13, 2013
Report Run: Wednesday, November 20, 2013
Birmingham - Univ of Alabama

Total Enrollment: 6 Target: 5 Enrollment Needed: 0
First Enrollment Date: 04OCT11 Number of Weeks: 56 Average Per Week: 0.1



Enrollment Report: MTN 008 Lact Mothers
Data Through: Wednesday, November 13, 2013
Report Run: Wednesday, November 20, 2013
Pittsburgh: Magee-Womens Hosp

Total Enrollment: 11 Target: 10 Enrollment Needed: 0
First Enrollment Date: 22SEP11 Number of Weeks: 58 Average Per Week: 0.2



Retention Report: MTN 008 All Mothers
Data Generation Date: Wednesday, November 20, 2013
Retention Evaluation Date: Wednesday, November 13, 2013
Open Report

Protocol MTN 008

	Visit					
	Day 1 Call	Day 3 Call	Day 6 Visit	Day 14 Call	Delivery Visit	Post-Delivery
Total Enrolled	116	116	116	116	99	99
Inappropriately Enrolled	1	1	1	1	1	1
Active or RE	114	113	113	113	97	95
Death	0	0	0	0	0	0
Known LFU	1	2	2	2	1	3
Expected	115	112	112	114	98	98
Completed or RE	114	109	108	111	95	92
Early	0	0	0	0	0	1
On Time or RE	114	109	108	111	94	91
Late	0	0	0	0	1	0
No Shows or Known LFU	1	3	4	3	3	6
Not Expected	0	3	3	1	0	0
Completed before RED or RE	0	0	0	0	0	0
Not Completed or Known LFU	0	3	3	1	0	0
Retention Among Expected						
Percent Retained or RE	99%	97%	96%	97%	97%	94%
Percent LFU	1%	2%	2%	2%	1%	3%

RED: Retention Evaluation Date, RE: Active or Reached Endpoint, LFU: Lost to Follow-up

Retention Report: MTN 008 All Mothers
Data Generation Date: Wednesday, November 20, 2013
Retention Evaluation Date: Wednesday, November 13, 2013
Open Report

Enrollment site Pittsburgh: Magee-Womens Hosp

	Visit					
	Day 1 Call	Day 3 Call	Day 6 Visit	Day 14 Call	Delivery Visit	Post-Delivery
Total Enrolled	70	70	70	70	59	59
Inappropriately Enrolled	0	0	0	0	0	0
Active or RE	70	70	70	70	59	58
Death	0	0	0	0	0	0
Known LFU	0	0	0	0	0	1
Expected	70	67	67	70	59	59
Completed or RE	70	67	67	70	58	58
Early	0	0	0	0	0	1
On Time or RE	70	67	67	70	58	57
Late	0	0	0	0	0	0
No Shows or Known LFU	0	0	0	0	1	1
Not Expected	0	3	3	0	0	0
Completed before RED or RE	0	0	0	0	0	0
Not Completed or Known LFU	0	3	3	0	0	0
Retention Among Expected						
Percent Retained or RE	100%	100%	100%	100%	98%	98%
Percent LFU	0%	0%	0%	0%	0%	2%

RED: Retention Evaluation Date, RE: Active or Reached Endpoint, LFU: Lost to Follow-up

Retention Report: MTN 008 All Mothers
Data Generation Date: Wednesday, November 20, 2013
Retention Evaluation Date: Wednesday, November 13, 2013
Open Report

Enrollment site Birmingham - Univ of Alabama

	Visit					
	Day 1 Call	Day 3 Call	Day 6 Visit	Day 14 Call	Delivery Visit	Post-Delivery
Total Enrolled	46	46	46	46	40	40
Inappropriately Enrolled	1	1	1	1	1	1
Active or RE	44	43	43	43	38	37
Death	0	0	0	0	0	0
Known LFU	1	2	2	2	1	2
Expected	45	45	45	44	39	39
Completed or RE	44	42	41	41	37	34
Early	0	0	0	0	0	0
On Time or RE	44	42	41	41	36	34
Late	0	0	0	0	1	0
No Shows or Known LFU	1	3	4	3	2	5
Not Expected	0	0	0	1	0	0
Completed before RED or RE	0	0	0	0	0	0
Not Completed or Known LFU	0	0	0	1	0	0
Retention Among Expected						
Percent Retained or RE	98%	93%	91%	93%	95%	87%
Percent LFU	2%	4%	4%	5%	3%	5%

RED: Retention Evaluation Date, RE: Active or Reached Endpoint, LFU: Lost to Follow-up

Retention Report: MTN 008 Preg Mothers
Data Generation Date: Wednesday, November 20, 2013
Retention Evaluation Date: Wednesday, November 13, 2013
Open Report

Protocol MTN 008

	Visit					
	Day 1 Call	Day 3 Call	Day 6 Visit	Day 14 Call	Delivery Visit	Post-Delivery
Total Enrolled	99	99	99	99	99	99
Inappropriately Enrolled	1	1	1	1	1	1
Active or RE	97	97	97	97	97	95
Death	0	0	0	0	0	0
Known LFU	1	1	1	1	1	3
Expected	98	95	95	97	98	98
Completed or RE	97	93	92	96	95	92
Early	0	0	0	0	0	1
On Time or RE	97	93	92	96	94	91
Late	0	0	0	0	1	0
No Shows or Known LFU	1	2	3	1	3	6
Not Expected	0	3	3	1	0	0
Completed before RED or RE	0	0	0	0	0	0
Not Completed or Known LFU	0	3	3	1	0	0
Retention Among Expected						
Percent Retained or RE	99%	98%	97%	99%	97%	94%
Percent LFU	1%	1%	1%	1%	1%	3%

RED: Retention Evaluation Date, RE: Active or Reached Endpoint, LFU: Lost to Follow-up

Retention Report: MTN 008 Preg Mothers
Data Generation Date: Wednesday, November 20, 2013
Retention Evaluation Date: Wednesday, November 13, 2013
Open Report

Enrollment site Pittsburgh: Magee-Womens Hosp

	Visit					
	Day 1 Call	Day 3 Call	Day 6 Visit	Day 14 Call	Delivery Visit	Post-Delivery
Total Enrolled	59	59	59	59	59	59
Inappropriately Enrolled	0	0	0	0	0	0
Active or RE	59	59	59	59	59	58
Death	0	0	0	0	0	0
Known LFU	0	0	0	0	0	1
Expected	59	56	56	59	59	59
Completed or RE	59	56	56	59	58	58
Early	0	0	0	0	0	1
On Time or RE	59	56	56	59	58	57
Late	0	0	0	0	0	0
No Shows or Known LFU	0	0	0	0	1	1
Not Expected	0	3	3	0	0	0
Completed before RED or RE	0	0	0	0	0	0
Not Completed or Known LFU	0	3	3	0	0	0
Retention Among Expected						
Percent Retained or RE	100%	100%	100%	100%	98%	98%
Percent LFU	0%	0%	0%	0%	0%	2%

RED: Retention Evaluation Date, RE: Active or Reached Endpoint, LFU: Lost to Follow-up

Retention Report: MTN 008 Preg Mothers
Data Generation Date: Wednesday, November 20, 2013
Retention Evaluation Date: Wednesday, November 13, 2013
Open Report

Enrollment site Birmingham - Univ of Alabama

	Visit					
	Day 1 Call	Day 3 Call	Day 6 Visit	Day 14 Call	Delivery Visit	Post-Delivery
Total Enrolled	40	40	40	40	40	40
Inappropriately Enrolled	1	1	1	1	1	1
Active or RE	38	38	38	38	38	37
Death	0	0	0	0	0	0
Known LFU	1	1	1	1	1	2
Expected	39	39	39	38	39	39
Completed or RE	38	37	36	37	37	34
Early	0	0	0	0	0	0
On Time or RE	38	37	36	37	36	34
Late	0	0	0	0	1	0
No Shows or Known LFU	1	2	3	1	2	5
Not Expected	0	0	0	1	0	0
Completed before RED or RE	0	0	0	0	0	0
Not Completed or Known LFU	0	0	0	1	0	0
Retention Among Expected						
Percent Retained or RE	97%	95%	92%	97%	95%	87%
Percent LFU	3%	3%	3%	3%	3%	5%

RED: Retention Evaluation Date, RE: Active or Reached Endpoint, LFU: Lost to Follow-up

Retention Report: MTN 008 Lact Mothers
Data Generation Date: Wednesday, November 20, 2013
Retention Evaluation Date: Wednesday, November 13, 2013
Open Report

Protocol MTN 008

	Visit			
	Day 1 Call	Day 3 Call	Day 6 Visit	Day 14 Call
Total Enrolled	17	17	17	17
Inappropriately Enrolled	0	0	0	0
Active or RE	17	16	16	16
Death	0	0	0	0
Known LFU	0	1	1	1
Expected	17	17	17	17
Completed or RE	17	16	16	15
Early	0	0	0	0
On Time or RE	17	16	16	15
Late	0	0	0	0
No Shows or Known LFU	0	1	1	2
Not Expected	0	0	0	0
Completed before RED or RE	0	0	0	0
Not Completed or Known LFU	0	0	0	0
Retention Among Expected				
Percent Retained or RE	100%	94%	94%	88%
Percent LFU	0%	6%	6%	6%

Retention Report: MTN 008 Lact Mothers
Data Generation Date: Wednesday, November 20, 2013
Retention Evaluation Date: Wednesday, November 13, 2013
Open Report

Enrollment site Birmingham - Univ of Alabama

	Visit			
	Day 1 Call	Day 3 Call	Day 6 Visit	Day 14 Call
Total Enrolled	6	6	6	6
Inappropriately Enrolled	0	0	0	0
Active or RE	6	5	5	5
Death	0	0	0	0
Known LFU	0	1	1	1
Expected	6	6	6	6
Completed or RE	6	5	5	4
Early	0	0	0	0
On Time or RE	6	5	5	4
Late	0	0	0	0
No Shows or Known LFU	0	1	1	2
Not Expected	0	0	0	0
Completed before RED or RE	0	0	0	0
Not Completed or Known LFU	0	0	0	0
Retention Among Expected				
Percent Retained or RE	100%	83%	83%	67%
Percent LFU	0%	17%	17%	17%

Retention Report: MTN 008 Lact Mothers
Data Generation Date: Wednesday, November 20, 2013
Retention Evaluation Date: Wednesday, November 13, 2013
Open Report

Enrollment site Pittsburgh: Magee-Womens Hosp

	Visit			
	Day 1 Call	Day 3 Call	Day 6 Visit	Day 14 Call
Total Enrolled	11	11	11	11
Inappropriately Enrolled	0	0	0	0
Active or RE	11	11	11	11
Death	0	0	0	0
Known LFU	0	0	0	0
Expected	11	11	11	11
Completed or RE	11	11	11	11
Early	0	0	0	0
On Time or RE	11	11	11	11
Late	0	0	0	0
No Shows or Known LFU	0	0	0	0
Not Expected	0	0	0	0
Completed before RED or RE	0	0	0	0
Not Completed or Known LFU	0	0	0	0
Retention Among Expected				
Percent Retained or RE	100%	100%	100%	100%
Percent LFU	0%	0%	0%	0%

Retention Report: MTN 008 All Infants
Data Generation Date: Wednesday, November 20, 2013
Retention Evaluation Date: Wednesday, November 13, 2013
Open Report

Protocol MTN 008

	Visit					
	Day 1 Call	Day 3 Call	Day 6 Visit	Day 14 Call	Delivery Visit	Post-Delivery
Total Enrolled	17	17	17	17	99	99
Inappropriately Enrolled	0	0	0	0	0	0
Active or RE	17	16	16	16	97	95
Death	0	0	0	0	0	0
Known LFU	0	1	1	1	2	4
Expected	17	17	17	17	99	99
Completed or RE	17	16	16	15	95	92
Early	0	0	0	0	0	1
On Time or RE	17	16	16	15	94	91
Late	0	0	0	0	1	0
No Shows or Known LFU	0	1	1	2	4	7
Not Expected	0	0	0	0	0	0
Completed before RED or RE	0	0	0	0	0	0
Not Completed or Known LFU	0	0	0	0	0	0
Retention Among Expected						
Percent Retained or RE	100%	94%	94%	88%	96%	93%
Percent LFU	0%	6%	6%	6%	2%	4%

RED: Retention Evaluation Date, RE: Active or Reached Endpoint, LFU: Lost to Follow-up

Retention Report: MTN 008 All Infants
Data Generation Date: Wednesday, November 20, 2013
Retention Evaluation Date: Wednesday, November 13, 2013
Open Report

Enrollment site Pittsburgh: Magee-Womens Hosp

	Visit					
	Day 1 Call	Day 3 Call	Day 6 Visit	Day 14 Call	Delivery Visit	Post-Delivery
Total Enrolled	11	11	11	11	59	59
Inappropriately Enrolled	0	0	0	0	0	0
Active or RE	11	11	11	11	59	58
Death	0	0	0	0	0	0
Known LFU	0	0	0	0	0	1
Expected	11	11	11	11	59	59
Completed or RE	11	11	11	11	58	58
Early	0	0	0	0	0	1
On Time or RE	11	11	11	11	58	57
Late	0	0	0	0	0	0
No Shows or Known LFU	0	0	0	0	1	1
Not Expected	0	0	0	0	0	0
Completed before RED or RE	0	0	0	0	0	0
Not Completed or Known LFU	0	0	0	0	0	0
Retention Among Expected						
Percent Retained or RE	100%	100%	100%	100%	98%	98%
Percent LFU	0%	0%	0%	0%	0%	2%

RED: Retention Evaluation Date, RE: Active or Reached Endpoint, LFU: Lost to Follow-up

Retention Report: MTN 008 All Infants
Data Generation Date: Wednesday, November 20, 2013
Retention Evaluation Date: Wednesday, November 13, 2013
Open Report

Enrollment site Birmingham - Univ of Alabama

	Visit					
	Day 1 Call	Day 3 Call	Day 6 Visit	Day 14 Call	Delivery Visit	Post-Delivery
Total Enrolled	6	6	6	6	40	40
Inappropriately Enrolled	0	0	0	0	0	0
Active or RE	6	5	5	5	38	37
Death	0	0	0	0	0	0
Known LFU	0	1	1	1	2	3
Expected	6	6	6	6	40	40
Completed or RE	6	5	5	4	37	34
Early	0	0	0	0	0	0
On Time or RE	6	5	5	4	36	34
Late	0	0	0	0	1	0
No Shows or Known LFU	0	1	1	2	3	6
Not Expected	0	0	0	0	0	0
Completed before RED or RE	0	0	0	0	0	0
Not Completed or Known LFU	0	0	0	0	0	0
Retention Among Expected						
Percent Retained or RE	100%	83%	83%	67%	93%	85%
Percent LFU	0%	17%	17%	17%	5%	8%

RED: Retention Evaluation Date, RE: Active or Reached Endpoint, LFU: Lost to Follow-up

Retention Report: MTN 008 Preg Infants
Data Generation Date: Wednesday, November 20, 2013
Retention Evaluation Date: Wednesday, November 13, 2013
Open Report

Protocol MTN 008

	Visit	
	Delivery Visit	Post-Delivery
Total Enrolled	99	99
Inappropriately Enrolled	0	0
Active or RE	97	95
Death	0	0
Known LFU	2	4
Expected	99	99
Completed or RE	95	92
Early	0	1
On Time or RE	94	91
Late	1	0
No Shows or Known LFU	4	7
Not Expected	0	0
Completed before RED or RE	0	0
Not Completed or Known LFU	0	0
Retention Among Expected		
Percent Retained or RE	96%	93%
Percent LFU	2%	4%

Retention Report: MTN 008 Preg Infants
Data Generation Date: Wednesday, November 20, 2013
Retention Evaluation Date: Wednesday, November 13, 2013
Open Report

Enrollment site Pittsburgh: Magee-Womens Hosp

	Visit	
	Delivery Visit	Post-Delivery
Total Enrolled	59	59
Inappropriately Enrolled	0	0
Active or RE	59	58
Death	0	0
Known LFU	0	1
Expected	59	59
Completed or RE	58	58
Early	0	1
On Time or RE	58	57
Late	0	0
No Shows or Known LFU	1	1
Not Expected	0	0
Completed before RED or RE	0	0
Not Completed or Known LFU	0	0
Retention Among Expected		
Percent Retained or RE	98%	98%
Percent LFU	0%	2%

Retention Report: MTN 008 Preg Infants
Data Generation Date: Wednesday, November 20, 2013
Retention Evaluation Date: Wednesday, November 13, 2013
Open Report

Enrollment site Birmingham - Univ of Alabama

	Visit	
	Delivery Visit	Post-Delivery
Total Enrolled	40	40
Inappropriately Enrolled	0	0
Active or RE	38	37
Death	0	0
Known LFU	2	3
Expected	40	40
Completed or RE	37	34
Early	0	0
On Time or RE	36	34
Late	1	0
No Shows or Known LFU	3	6
Not Expected	0	0
Completed before RED or RE	0	0
Not Completed or Known LFU	0	0
Retention Among Expected		
Percent Retained or RE	93%	85%
Percent LFU	5%	8%

Retention Report: MTN 008 Lact Infants
Data Generation Date: Wednesday, November 20, 2013
Retention Evaluation Date: Wednesday, November 13, 2013
Open Report

Protocol MTN 008

	Visit			
	Day 1 Call	Day 3 Call	Day 6 Visit	Day 14 Call
Total Enrolled	17	17	17	17
Inappropriately Enrolled	0	0	0	0
Active or RE	17	16	16	16
Death	0	0	0	0
Known LFU	0	1	1	1
Expected	17	17	17	17
Completed or RE	17	16	16	15
Early	0	0	0	0
On Time or RE	17	16	16	15
Late	0	0	0	0
No Shows or Known LFU	0	1	1	2
Not Expected	0	0	0	0
Completed before RED or RE	0	0	0	0
Not Completed or Known LFU	0	0	0	0
Retention Among Expected				
Percent Retained or RE	100%	94%	94%	88%
Percent LFU	0%	6%	6%	6%

Retention Report: MTN 008 Lact Infants
Data Generation Date: Wednesday, November 20, 2013
Retention Evaluation Date: Wednesday, November 13, 2013
Open Report

Enrollment site Birmingham - Univ of Alabama

	Visit			
	Day 1 Call	Day 3 Call	Day 6 Visit	Day 14 Call
Total Enrolled	6	6	6	6
Inappropriately Enrolled	0	0	0	0
Active or RE	6	5	5	5
Death	0	0	0	0
Known LFU	0	1	1	1
Expected	6	6	6	6
Completed or RE	6	5	5	4
Early	0	0	0	0
On Time or RE	6	5	5	4
Late	0	0	0	0
No Shows or Known LFU	0	1	1	2
Not Expected	0	0	0	0
Completed before RED or RE	0	0	0	0
Not Completed or Known LFU	0	0	0	0
Retention Among Expected				
Percent Retained or RE	100%	83%	83%	67%
Percent LFU	0%	17%	17%	17%

Retention Report: MTN 008 Lact Infants
Data Generation Date: Wednesday, November 20, 2013
Retention Evaluation Date: Wednesday, November 13, 2013
Open Report

Enrollment site Pittsburgh: Magee-Womens Hosp

	Visit			
	Day 1 Call	Day 3 Call	Day 6 Visit	Day 14 Call
Total Enrolled	11	11	11	11
Inappropriately Enrolled	0	0	0	0
Active or RE	11	11	11	11
Death	0	0	0	0
Known LFU	0	0	0	0
Expected	11	11	11	11
Completed or RE	11	11	11	11
Early	0	0	0	0
On Time or RE	11	11	11	11
Late	0	0	0	0
No Shows or Known LFU	0	0	0	0
Not Expected	0	0	0	0
Completed before RED or RE	0	0	0	0
Not Completed or Known LFU	0	0	0	0
Retention Among Expected				
Percent Retained or RE	100%	100%	100%	100%
Percent LFU	0%	0%	0%	0%