

Enrollment Report: MTN 005
Data Through: Tuesday, November 13, 2012
Report Run: Tuesday, November 20, 2012

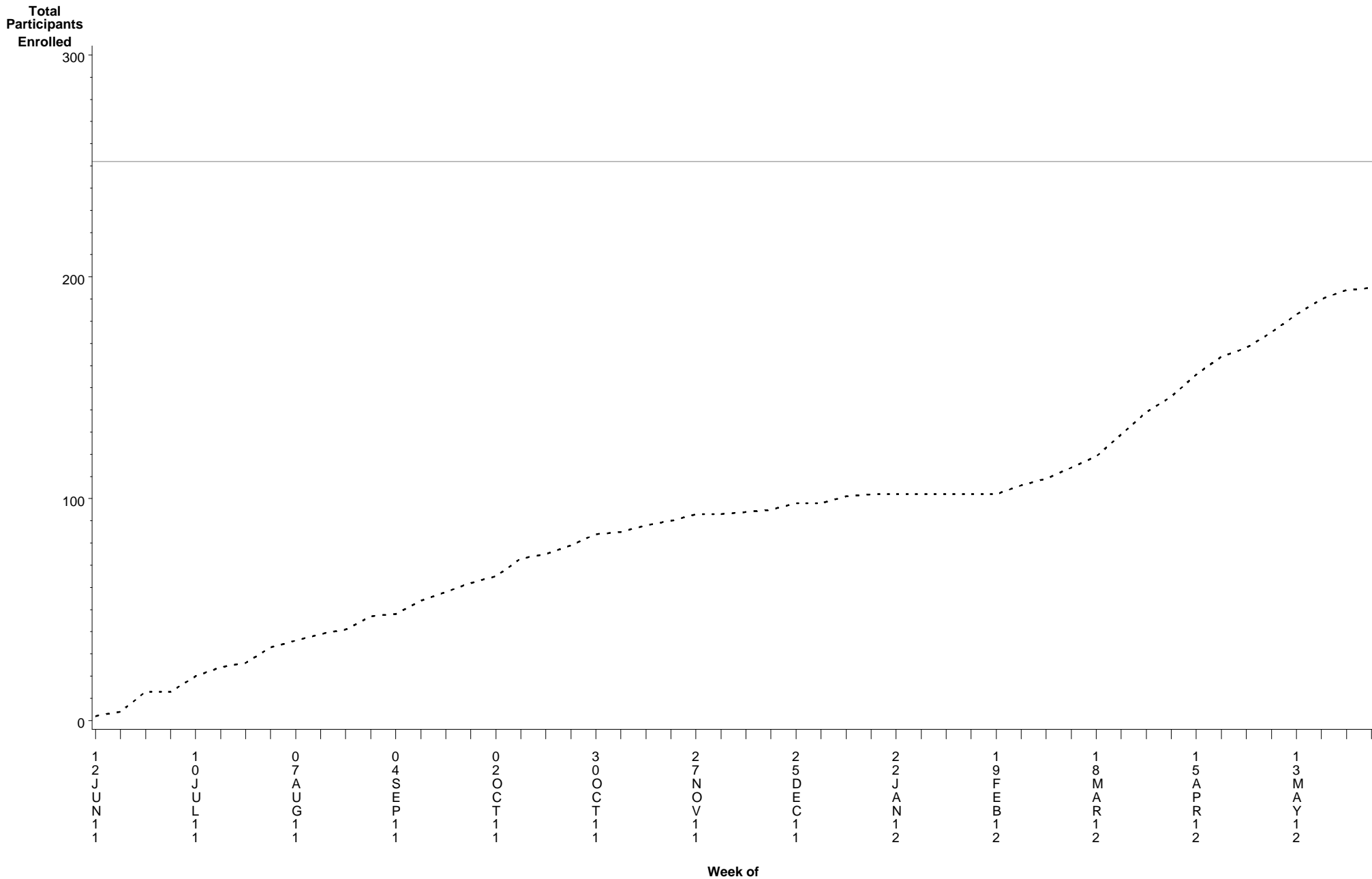
Total Enrollment: 195 Protocol Target: 252 Enrollment Needed: 57
Number of Weeks: 52 Average Per Week: 3.8

			Enrollment During Week Beginning On												
			23SEP12	30SEP12	07OCT12	14OCT12	21OCT12	28OCT12	04NOV12	11NOV12					
Site	First Enrollment Date	Enrollment Through 22SEP12								Total Weeks	Total Enrollment	Average Per Week	Site Target	Enrollment Needed	
India, Pune	27FEB12	93									15	93	6.2	150	57
US, Birmingham	15JUN11	51									32	51	1.6	51	0
US, Bronx-Lebanon Hospital	16JUN11	51									31	51	1.6	51	0

Enrollment Report: MTN 005
Data Through: Tuesday, November 13, 2012
Report Run: Tuesday, November 20, 2012

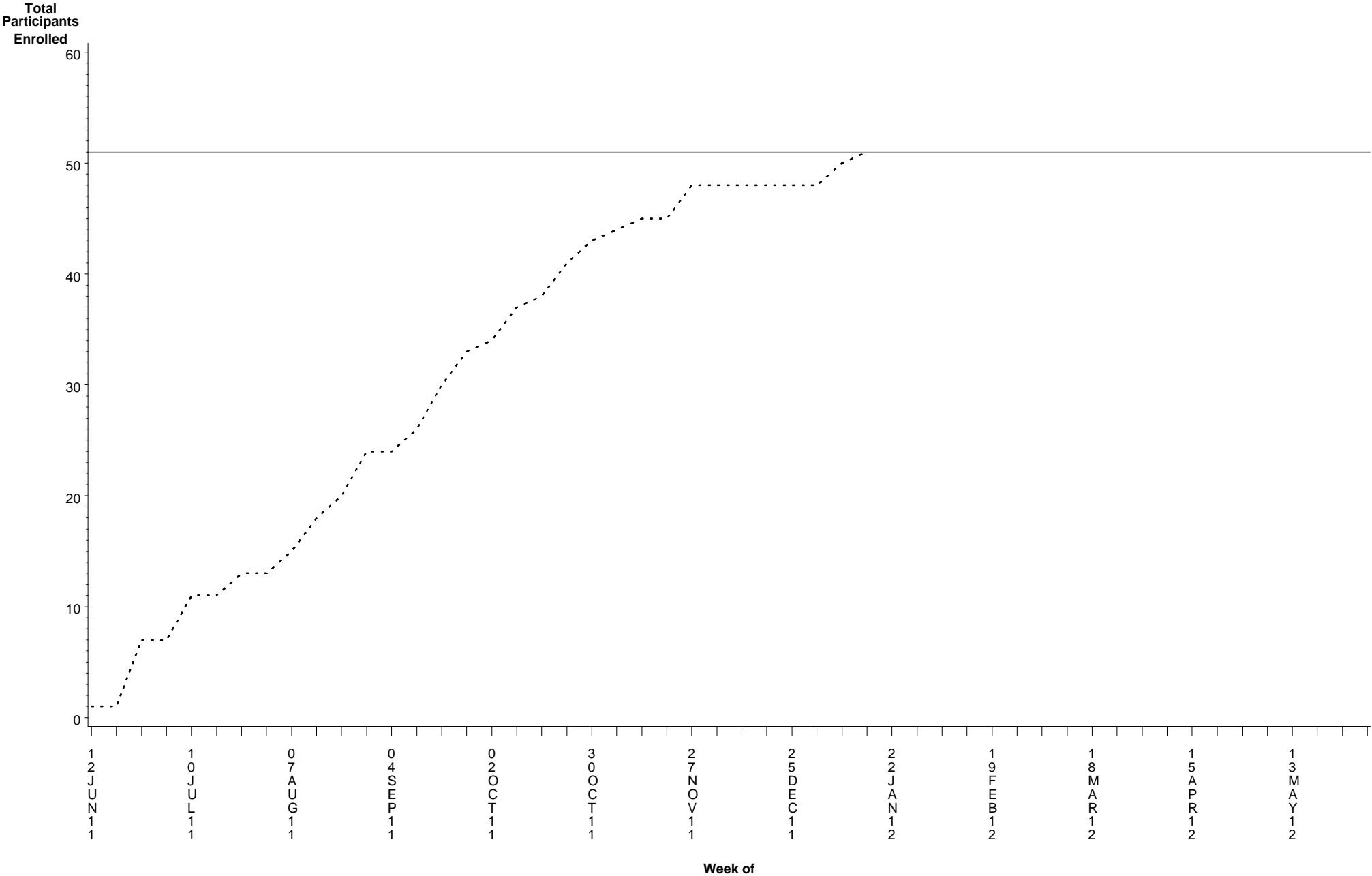
All Sites

Total Enrollment: 195 Target: 252 Enrollment Needed: 57
First Enrollment Date: 15JUN11 Number of Weeks: 52 Average Per Week: 3.8



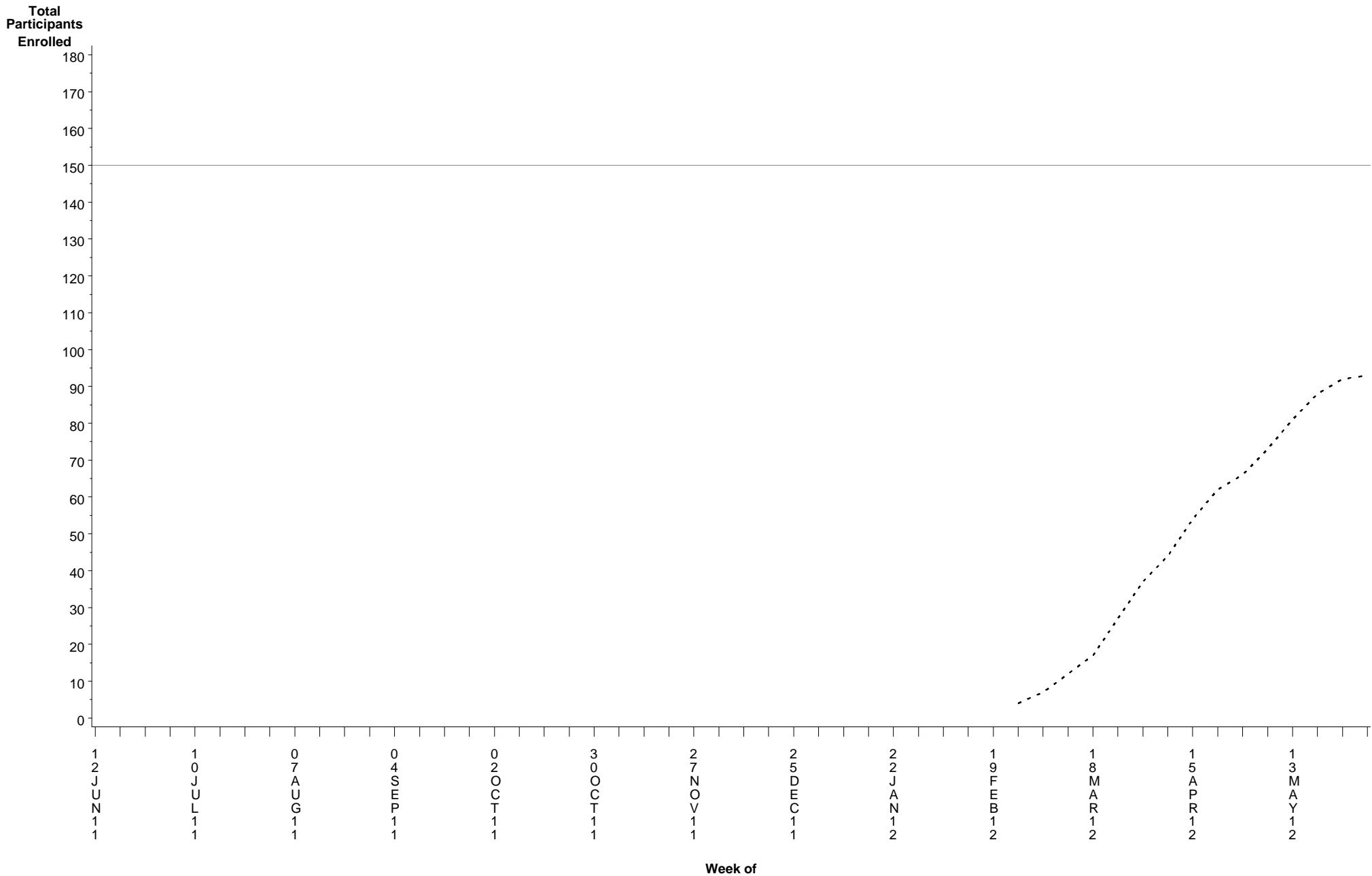
Enrollment Report: MTN 005
Data Through: Tuesday, November 13, 2012
Report Run: Tuesday, November 20, 2012
US, Birmingham

Total Enrollment: 51 Target: 51 Enrollment Needed: 0
First Enrollment Date: 15JUN11 Number of Weeks: 32 Average Per Week: 1.6



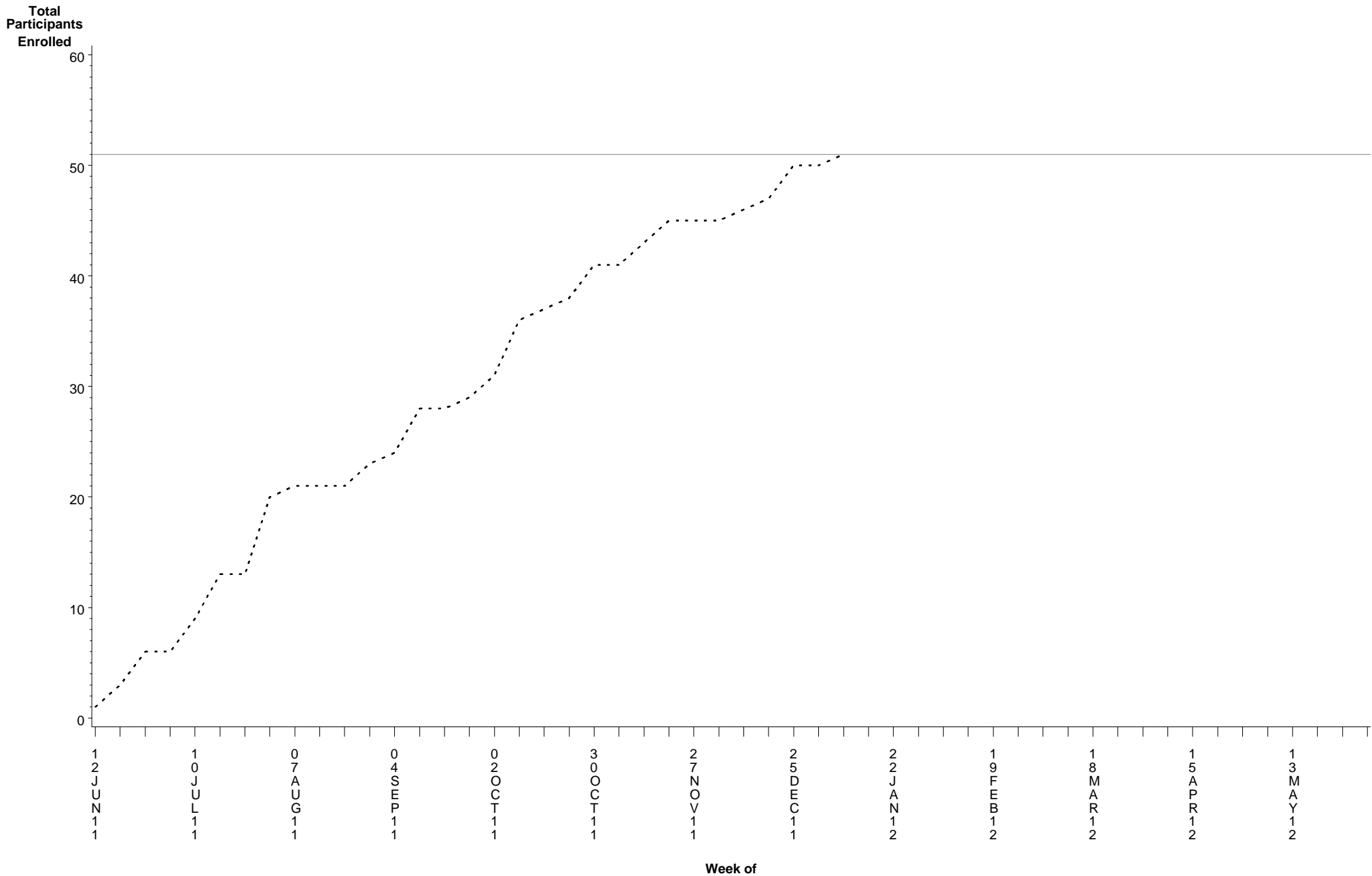
Enrollment Report: MTN 005
Data Through: Tuesday, November 13, 2012
Report Run: Tuesday, November 20, 2012
India, Pune

Total Enrollment: 93 Target: 150 Enrollment Needed: 57
First Enrollment Date: 27FEB12 Number of Weeks: 15 Average Per Week: 6.2



Enrollment Report: MTN 005
Data Through: Tuesday, November 13, 2012
Report Run: Tuesday, November 20, 2012
US, Bronx-Lebanon Hospital

Total Enrollment: 51 Target: 51 Enrollment Needed: 0
First Enrollment Date: 16JUN11 Number of Weeks: 31 Average Per Week: 1.6



Retention Report: MTN 005
Data Generation Date: Tuesday, November 20, 2012
Retention Evaluation Date: Tuesday, November 13, 2012
Open Report

Protocol MTN 005

	Visit			
	4 Week Visit	8 Week Visit	12 Week Visit	16 Week/Termination Visit
Total Enrolled	195	195	195	195
Inappropriately Enrolled	0	0	0	0
Active or RE	195	195	194	191
Death	0	0	0	0
Known LFU	0	0	1	4
Expected	195	195	195	195
Completed or RE	188	187	187	187
Early	0	0	0	0
On Time or RE	188	187	187	186
Late	0	0	0	1
No Shows or Known LFU	7	8	8	8
Not Expected	0	0	0	0
Completed before RED or RE	0	0	0	0
Not Completed or Known LFU	0	0	0	0
Retention Among Expected				
Percent Retained or RE	96%	96%	96%	96%
Percent LFU	0%	0%	1%	2%

Retention Report: MTN 005
Data Generation Date: Tuesday, November 20, 2012
Retention Evaluation Date: Tuesday, November 13, 2012
Open Report

Enrollment site US, Birmingham

	Visit			
	4 Week Visit	8 Week Visit	12 Week Visit	16 Week/Termination Visit
Total Enrolled	51	51	51	51
Inappropriately Enrolled	0	0	0	0
Active or RE	51	51	51	51
Death	0	0	0	0
Known LFU	0	0	0	0
Expected	51	51	51	51
Completed or RE	49	48	48	49
Early	0	0	0	0
On Time or RE	49	48	48	49
Late	0	0	0	0
No Shows or Known LFU	2	3	3	2
Not Expected	0	0	0	0
Completed before RED or RE	0	0	0	0
Not Completed or Known LFU	0	0	0	0
Retention Among Expected				
Percent Retained or RE	96%	94%	94%	96%
Percent LFU	0%	0%	0%	0%

Retention Report: MTN 005
Data Generation Date: Tuesday, November 20, 2012
Retention Evaluation Date: Tuesday, November 13, 2012
Open Report

Enrollment site US, Bronx-Lebanon Hospital

	Visit			
	4 Week Visit	8 Week Visit	12 Week Visit	16 Week/Termination Visit
Total Enrolled	51	51	51	51
Inappropriately Enrolled	0	0	0	0
Active or RE	51	51	51	50
Death	0	0	0	0
Known LFU	0	0	0	1
Expected	51	51	51	51
Completed or RE	50	50	49	49
Early	0	0	0	0
On Time or RE	50	50	49	48
Late	0	0	0	1
No Shows or Known LFU	1	1	2	2
Not Expected	0	0	0	0
Completed before RED or RE	0	0	0	0
Not Completed or Known LFU	0	0	0	0
Retention Among Expected				
Percent Retained or RE	98%	98%	96%	96%
Percent LFU	0%	0%	0%	2%

Retention Report: MTN 005
Data Generation Date: Tuesday, November 20, 2012
Retention Evaluation Date: Tuesday, November 13, 2012
Open Report

Enrollment site India, Pune

	Visit			
	4 Week Visit	8 Week Visit	12 Week Visit	16 Week/Termination Visit
Total Enrolled	93	93	93	93
Inappropriately Enrolled	0	0	0	0
Active or RE	93	93	92	90
Death	0	0	0	0
Known LFU	0	0	1	3
Expected	93	93	93	93
Completed or RE	89	89	90	89
Early	0	0	0	0
On Time or RE	89	89	90	89
Late	0	0	0	0
No Shows or Known LFU	4	4	3	4
Not Expected	0	0	0	0
Completed before RED or RE	0	0	0	0
Not Completed or Known LFU	0	0	0	0
Retention Among Expected				
Percent Retained or RE	96%	96%	97%	96%
Percent LFU	0%	0%	1%	3%