

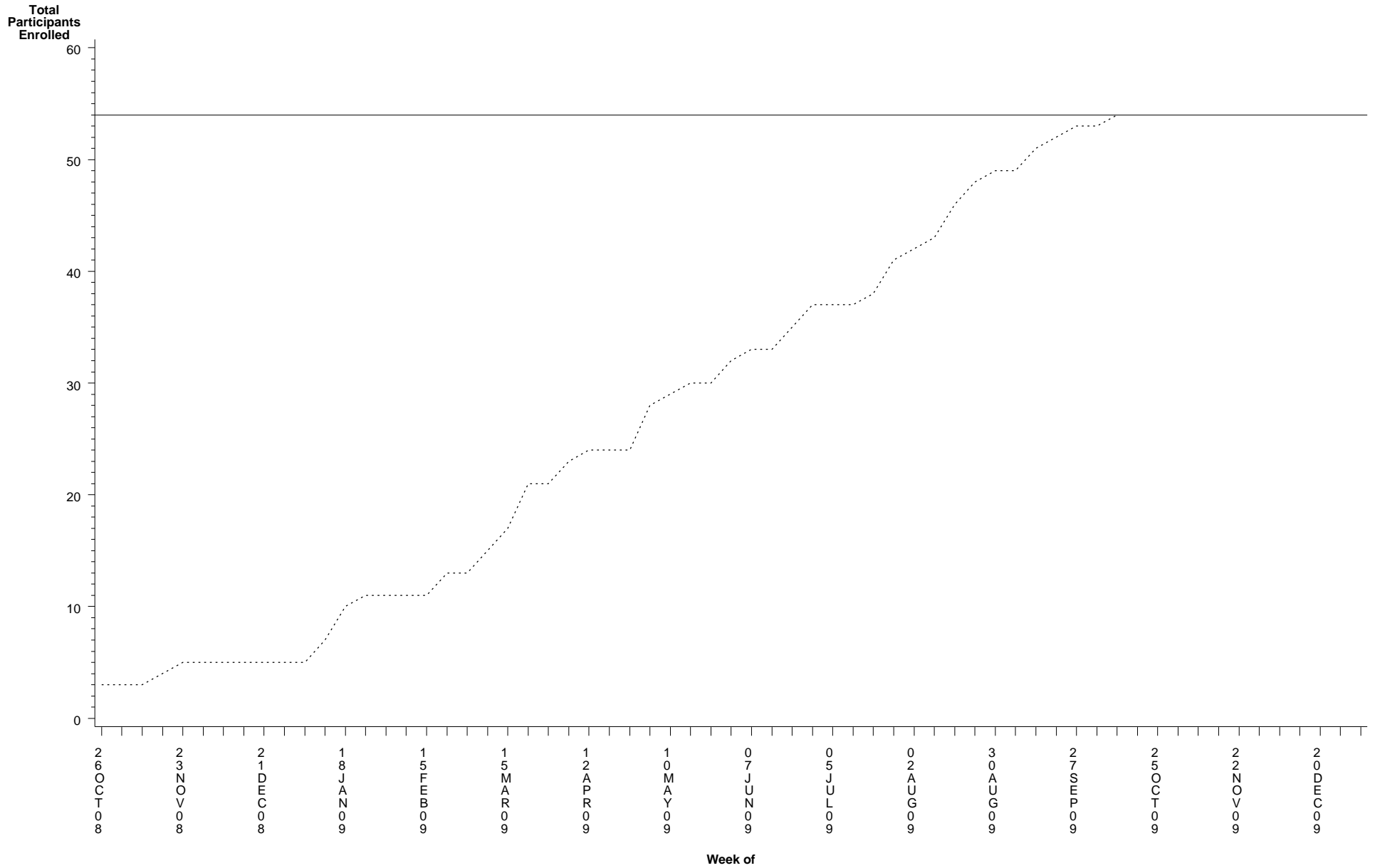
Enrollment Report: MTN 004 V3
Data Through: 15DEC09
Report Run: Tuesday, December 22, 2009

Total Enrollment: 54 Protocol Target: 54 Enrollment Needed: 0
Number of Weeks: 51 Average Per Week: 1.1

			Enrollment During Week Beginning On												
			25OCT09	01NOV09	08NOV09	15NOV09	22NOV09	29NOV09	06DEC09	13DEC09					
Site	First Enrollment Date	Enrollment Through 24OCT09									Total Weeks	Total Enrollment	Average Per Week	Site Target	Enrollment Needed
Puerto Rico: San Juan	15JAN09	15									25	15	0.6	15	0
US: Pittsburgh	29JUL09	12									12	12	1.0	12	0
US: Tampa	28OCT08	27									47	27	0.6	27	0

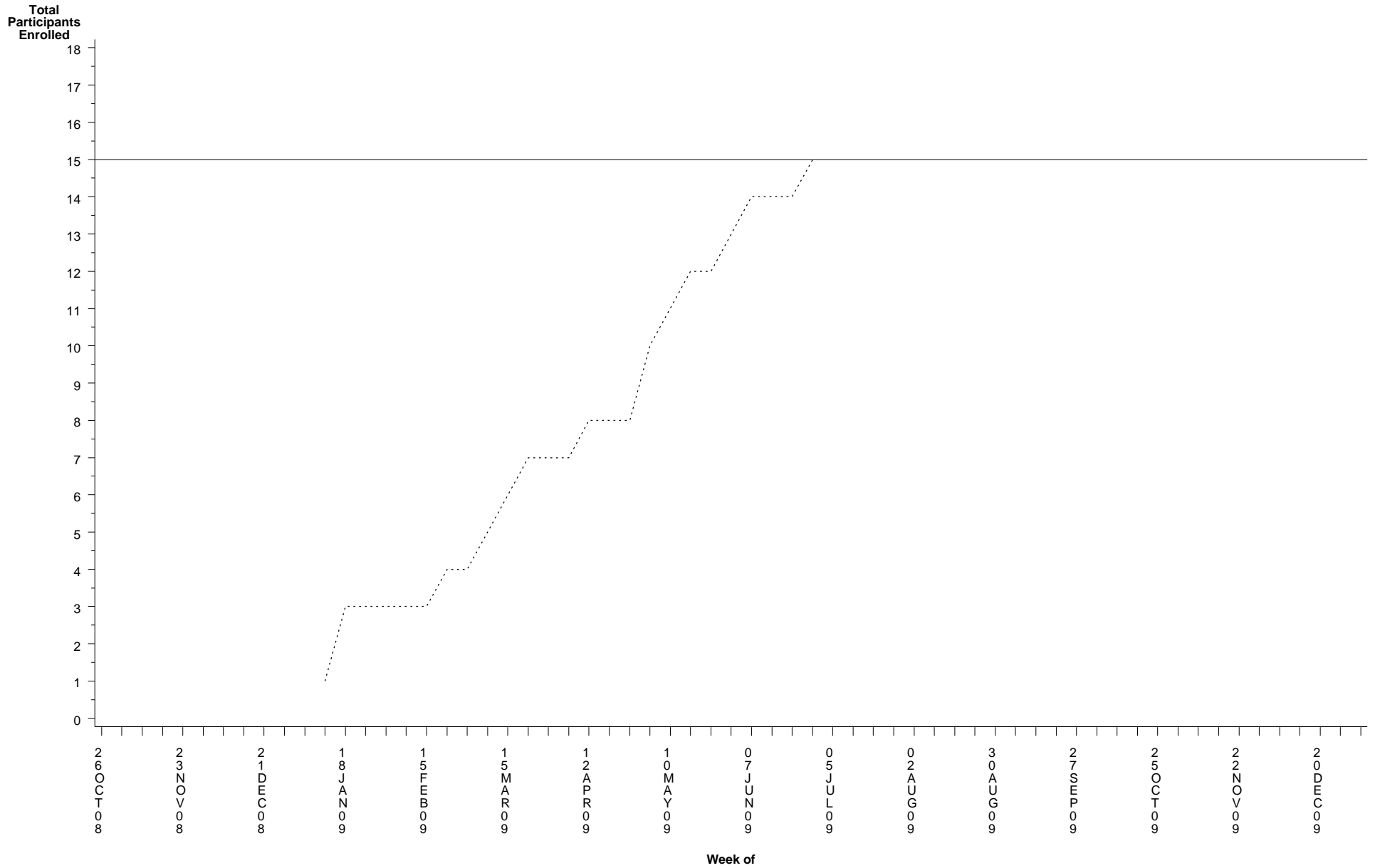
Enrollment Report: MTN 004 V3
Data Through: 15DEC09
Report Run: Tuesday, December 22, 2009
All Sites

Total Enrollment: 54 Target: 54 Enrollment Needed: 0
First Enrollment Date: 28OCT08 Number of Weeks: 51 Average Per Week: 1.1



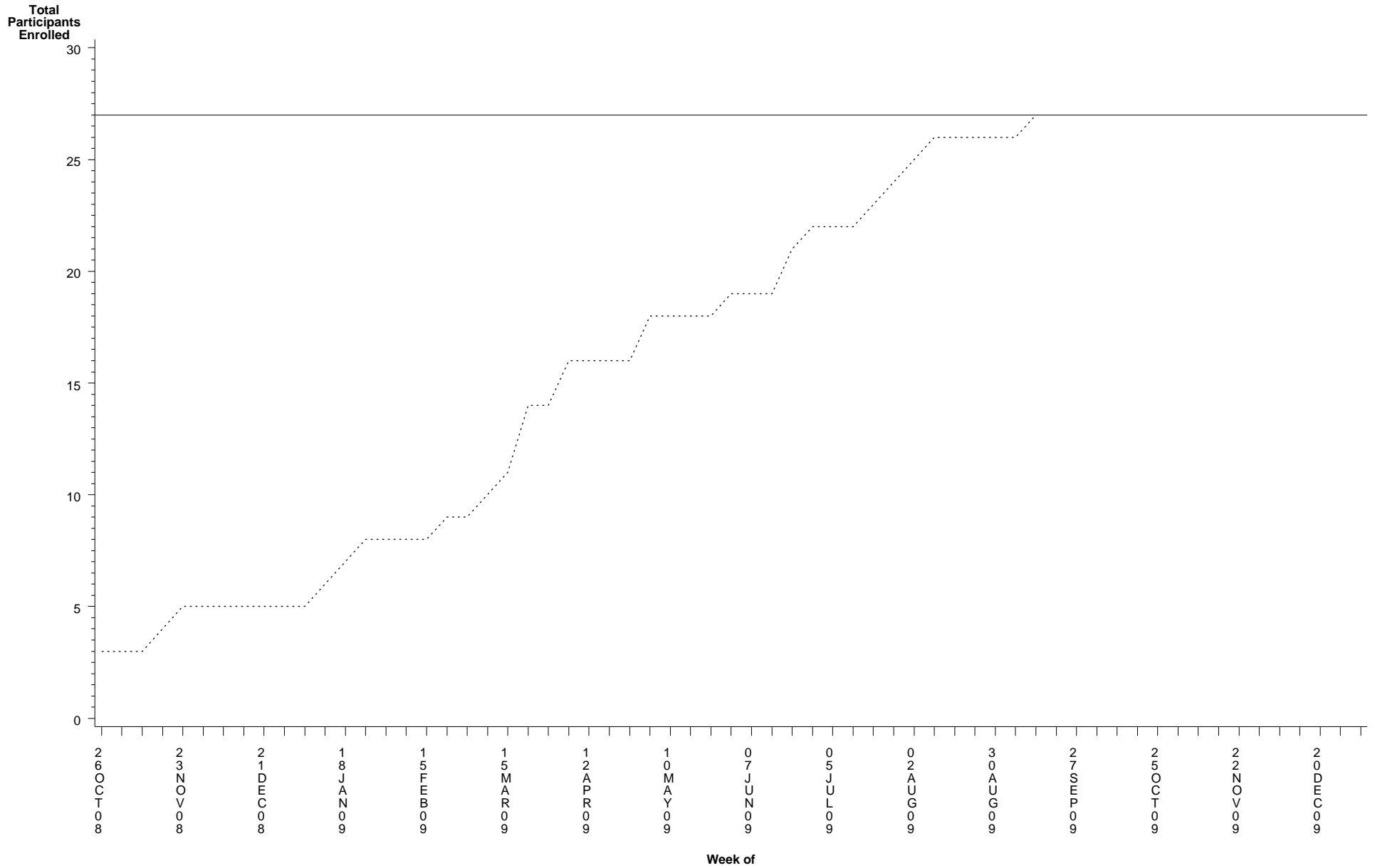
Enrollment Report: MTN 004 V3
Data Through: 15DEC09
Report Run: Tuesday, December 22, 2009
Puerto Rico: San Juan

Total Enrollment: 15 Target: 15 Enrollment Needed: 0
First Enrollment Date: 15JAN09 Number of Weeks: 25 Average Per Week: 0.6



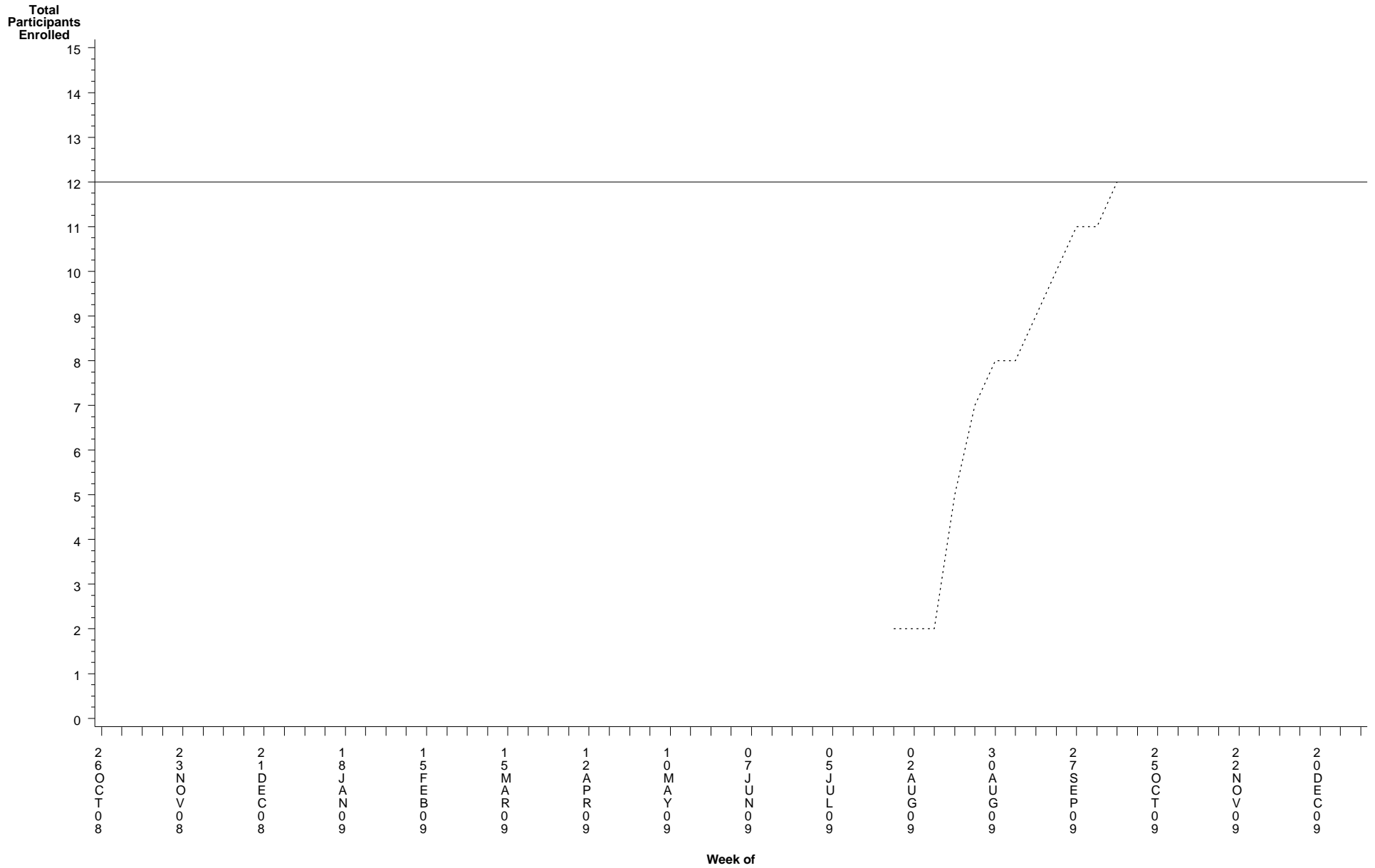
Enrollment Report: MTN 004 V3
Data Through: 15DEC09
Report Run: Tuesday, December 22, 2009
US: Tampa

Total Enrollment: 27 Target: 27 Enrollment Needed: 0
First Enrollment Date: 28OCT08 Number of Weeks: 47 Average Per Week: 0.6



Enrollment Report: MTN 004 V3
Data Through: 15DEC09
Report Run: Tuesday, December 22, 2009
US: Pittsburgh

Total Enrollment: 12 Target: 12 Enrollment Needed: 0
First Enrollment Date: 29JUL09 Number of Weeks: 12 Average Per Week: 1.0



Retention Report: MTN 004 V3
Data Generation Date: Tuesday, December 22, 2009
Retention Evaluation Date: Tuesday, December 15, 2009
Open Report

Protocol MTN 004 V3

	Visit		
	One-Week	Two-Week	Three-Week
Total Enrolled	54	54	54
Inappropriately Enrolled	0	0	0
Active or RE	54	54	54
Death	0	0	0
Known LFU	0	0	0
Expected	54	54	54
Completed or RE	54	54	54
Early	0	0	0
On Time or RE	53	54	54
Late	1	0	0
No Shows or Known LFU	0	0	0
Not Expected	0	0	0
Completed before RED or RE	0	0	0
Not Completed or Known LFU	0	0	0
Retention Among Expected			
Percent Retained or RE	100%	100%	100%
Percent LFU	0%	0%	0%

RED: Retention Evaluation Date, RE: Active or Reached Endpoint, LFU: Lost to Follow-up

Retention Report: MTN 004 V3 by Site
Data Generation Date: Tuesday, December 22, 2009
Retention Evaluation Date: Tuesday, December 15, 2009
Open Report

Enrollment site Puerto Rico: San Juan

	Visit		
	One-Week	Two-Week	Three-Week
Total Enrolled	15	15	15
Inappropriately Enrolled	0	0	0
Active or RE	15	15	15
Death	0	0	0
Known LFU	0	0	0
Expected	15	15	15
Completed or RE	15	15	15
Early	0	0	0
On Time or RE	15	15	15
Late	0	0	0
No Shows or Known LFU	0	0	0
Not Expected	0	0	0
Completed before RED or RE	0	0	0
Not Completed or Known LFU	0	0	0
Retention Among Expected			
Percent Retained or RE	100%	100%	100%
Percent LFU	0%	0%	0%

RED: Retention Evaluation Date, RE: Active or Reached Endpoint, LFU: Lost to Follow-up

Retention Report: MTN 004 V3 by Site
Data Generation Date: Tuesday, December 22, 2009
Retention Evaluation Date: Tuesday, December 15, 2009
Open Report

Enrollment site US: Tampa

	Visit		
	One-Week	Two-Week	Three-Week
Total Enrolled	27	27	27
Inappropriately Enrolled	0	0	0
Active or RE	27	27	27
Death	0	0	0
Known LFU	0	0	0
Expected	27	27	27
Completed or RE	27	27	27
Early	0	0	0
On Time or RE	27	27	27
Late	0	0	0
No Shows or Known LFU	0	0	0
Not Expected	0	0	0
Completed before RED or RE	0	0	0
Not Completed or Known LFU	0	0	0
Retention Among Expected			
Percent Retained or RE	100%	100%	100%
Percent LFU	0%	0%	0%

RED: Retention Evaluation Date, RE: Active or Reached Endpoint, LFU: Lost to Follow-up

Retention Report: MTN 004 V3 by Site
Data Generation Date: Tuesday, December 22, 2009
Retention Evaluation Date: Tuesday, December 15, 2009
Open Report

Enrollment site US: Pittsburgh

	Visit		
	One-Week	Two-Week	Three-Week
Total Enrolled	12	12	12
Inappropriately Enrolled	0	0	0
Active or RE	12	12	12
Death	0	0	0
Known LFU	0	0	0
Expected	12	12	12
Completed or RE	12	12	12
Early	0	0	0
On Time or RE	11	12	12
Late	1	0	0
No Shows or Known LFU	0	0	0
Not Expected	0	0	0
Completed before RED or RE	0	0	0
Not Completed or Known LFU	0	0	0
Retention Among Expected			
Percent Retained or RE	100%	100%	100%
Percent LFU	0%	0%	0%

RED: Retention Evaluation Date, RE: Active or Reached Endpoint, LFU: Lost to Follow-up