

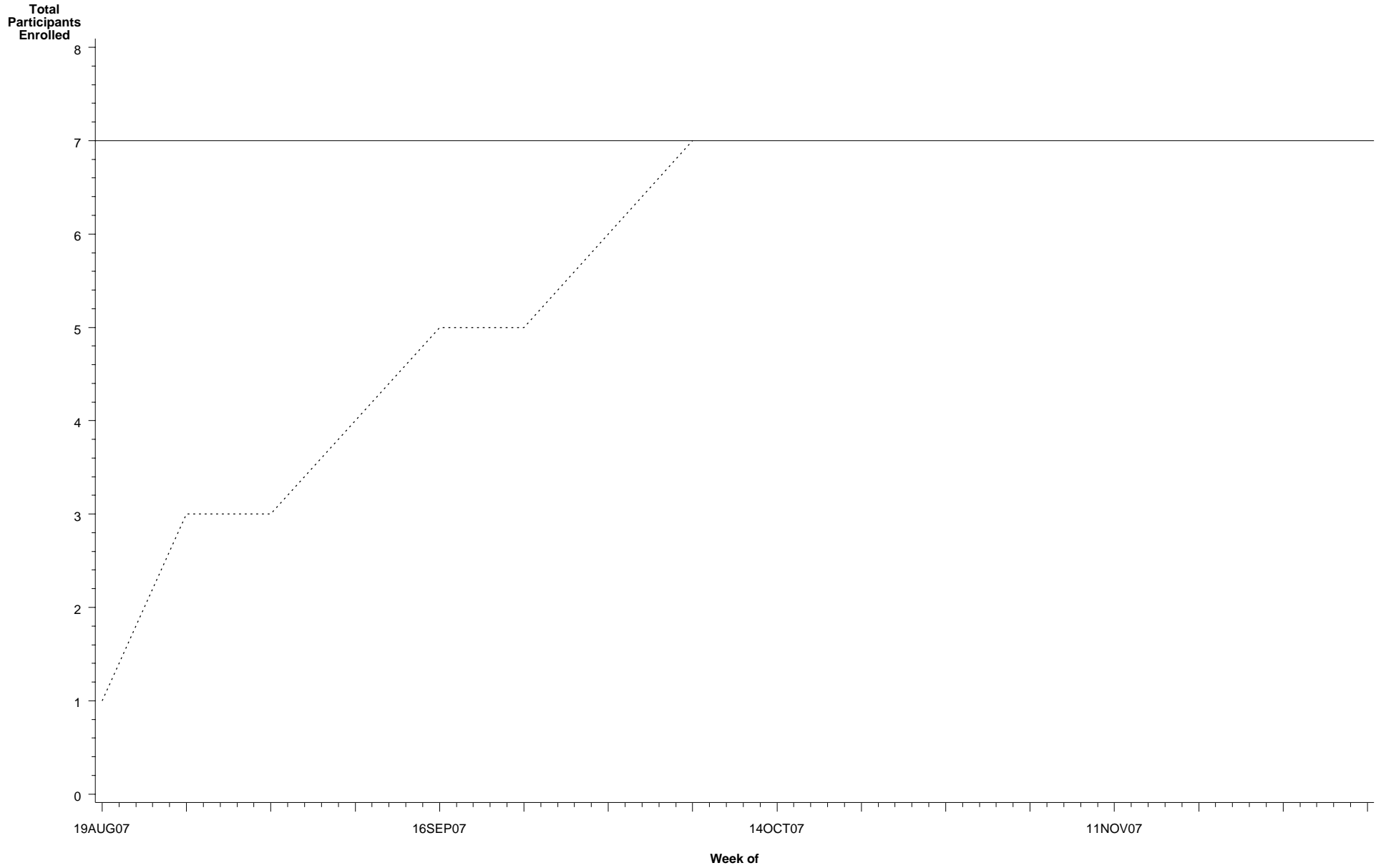
Enrollment Report: MTN 004 V2
Data Through: 13OCT08
Report Run: Monday, October 20, 2008

Total Enrollment: 7 Protocol Target: 7 Enrollment Needed: 0
Number of Weeks: 8 Average Per Week: 0.9

			Enrollments During Week of												
			24AUG08	31AUG08	07SEP08	14SEP08	21SEP08	28SEP08	05OCT08	12OCT08					
Site	First Enrollment Date	Enrollment Through 23AUG08									Total Weeks	Total Enrollment	Average Per Week	Site Target	Enrollment Needed
Puerto Rico: San Juan	28AUG07	5									7	5	0.7	5	0
US: Tampa	21AUG07	2									7	2	0.3	2	0

Enrollment Report: MTN 004 V2
Data Through: 13OCT08
Report Run: Monday, October 20, 2008
All Sites

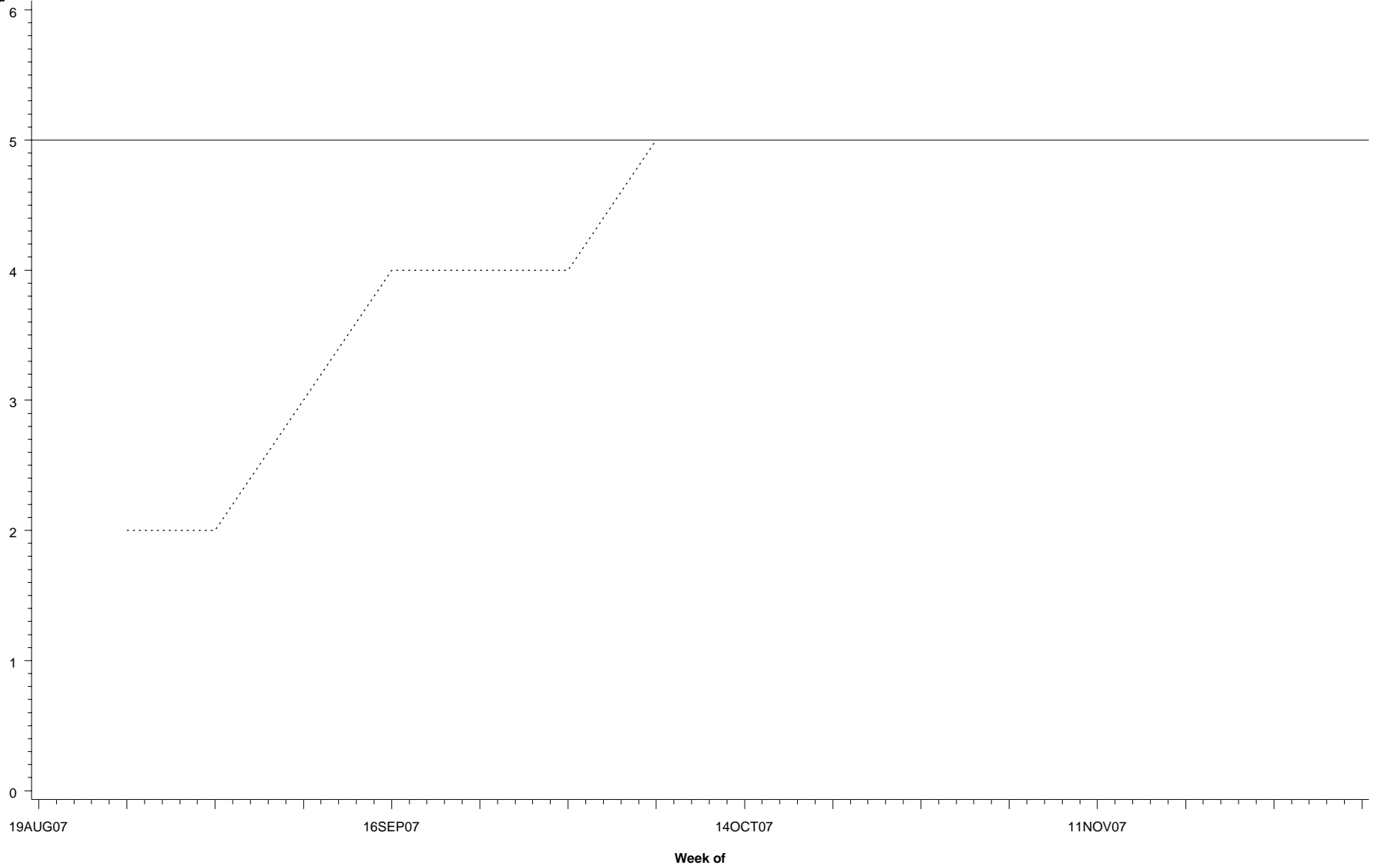
Total Enrollment: 7 Target: 7 Enrollment Needed: 0
First Enrollment Date: 21AUG07 Number of Weeks: 8 Average Per Week: 0.9



Enrollment Report: MTN 004 V2
Data Through: 13OCT08
Report Run: Monday, October 20, 2008
Puerto Rico: San Juan

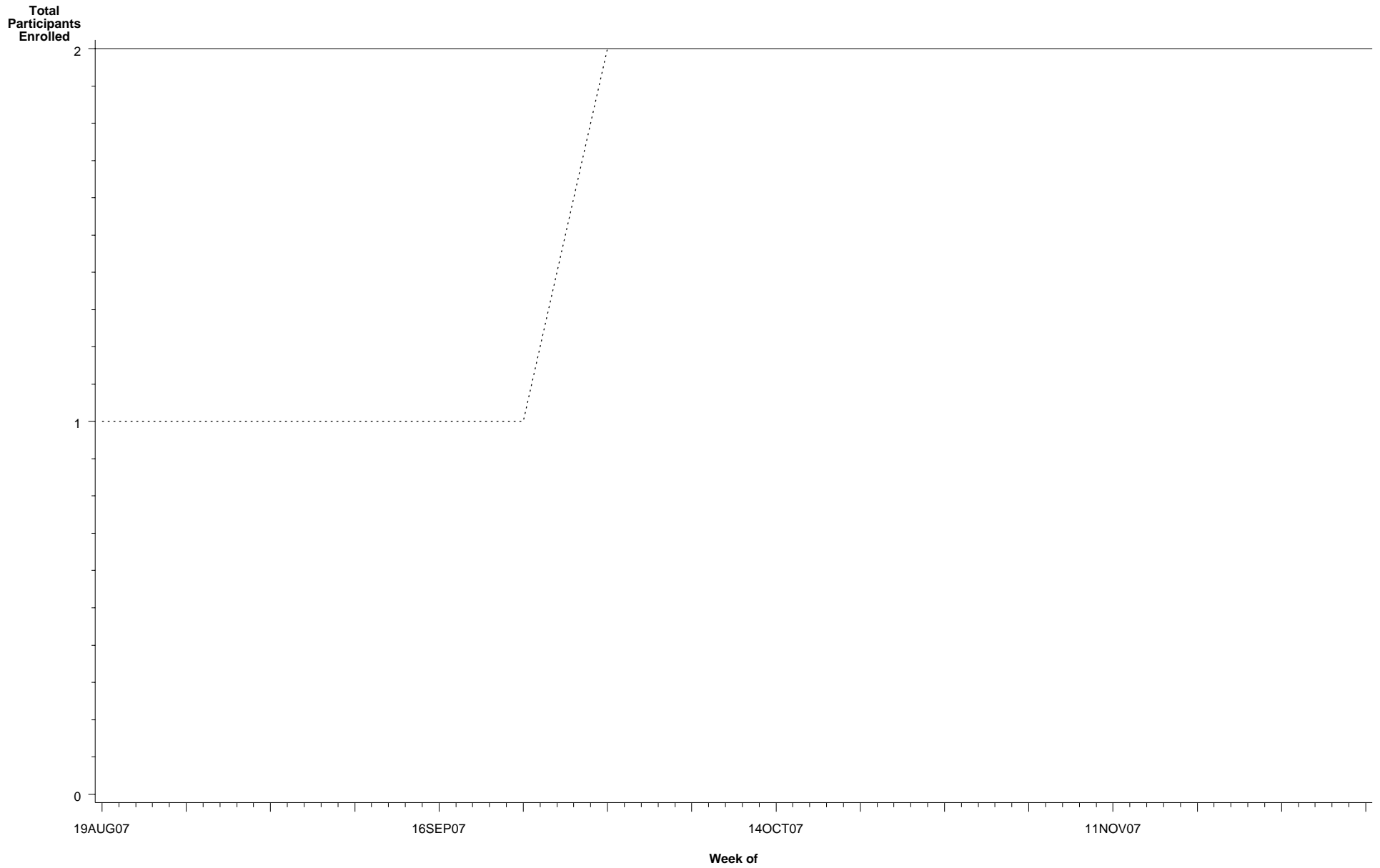
Total Enrollment: 5 Target: 5 Enrollment Needed: 0
First Enrollment Date: 28AUG07 Number of Weeks: 7 Average Per Week: 0.7

**Total
Participants
Enrolled**



Enrollment Report: MTN 004 V2
Data Through: 13OCT08
Report Run: Monday, October 20, 2008
US: Tampa

Total Enrollment: 2 Target: 2 Enrollment Needed: 0
First Enrollment Date: 21AUG07 Number of Weeks: 7 Average Per Week: 0.3



Retention Report: MTN 004 V2
Data Generation Date: Monday, October 20, 2008
Retention Evaluation Date: Monday, October 13, 2008
Open Report

Protocol MTN 004 V2

	Visit		
	One-Week	Two-Week	Three-Week
Total Enrolled	7	7	7
Inappropriately Enrolled	0	0	0
Active or RE	7	7	7
Death	0	0	0
Known LFU	0	0	0
Expected	7	7	7
Completed or RE	7	7	7
Early	0	0	0
On Time or RE	7	7	6
Late	0	0	1
No Shows or Known LFU	0	0	0
Not Expected	0	0	0
Completed before RED or RE	0	0	0
Not Completed or Known LFU	0	0	0
Retention Among Expected			
Percent Retained or RE	100%	100%	100%
Percent LFU	0%	0%	0%

RED: Retention Evaluation Date, RE: Active or Reached Endpoint, LFU: Lost to Follow-up

Retention Report: MTN 004 V2 by Site
Data Generation Date: Monday, October 20, 2008
Retention Evaluation Date: Monday, October 13, 2008
Open Report

Enrollment site Puerto Rico: San Juan

	Visit		
	One-Week	Two-Week	Three-Week
Total Enrolled	5	5	5
Inappropriately Enrolled	0	0	0
Active or RE	5	5	5
Death	0	0	0
Known LFU	0	0	0
Expected	5	5	5
Completed or RE	5	5	5
Early	0	0	0
On Time or RE	5	5	4
Late	0	0	1
No Shows or Known LFU	0	0	0
Not Expected	0	0	0
Completed before RED or RE	0	0	0
Not Completed or Known LFU	0	0	0
Retention Among Expected			
Percent Retained or RE	100%	100%	100%
Percent LFU	0%	0%	0%

RED: Retention Evaluation Date, RE: Active or Reached Endpoint, LFU: Lost to Follow-up

Retention Report: MTN 004 V2 by Site
Data Generation Date: Monday, October 20, 2008
Retention Evaluation Date: Monday, October 13, 2008
Open Report

Enrollment site US: Tampa

	Visit		
	One-Week	Two-Week	Three-Week
Total Enrolled	2	2	2
Inappropriately Enrolled	0	0	0
Active or RE	2	2	2
Death	0	0	0
Known LFU	0	0	0
Expected	2	2	2
Completed or RE	2	2	2
Early	0	0	0
On Time or RE	2	2	2
Late	0	0	0
No Shows or Known LFU	0	0	0
Not Expected	0	0	0
Completed before RED or RE	0	0	0
Not Completed or Known LFU	0	0	0
Retention Among Expected			
Percent Retained or RE	100%	100%	100%
Percent LFU	0%	0%	0%

RED: Retention Evaluation Date, RE: Active or Reached Endpoint, LFU: Lost to Follow-up