

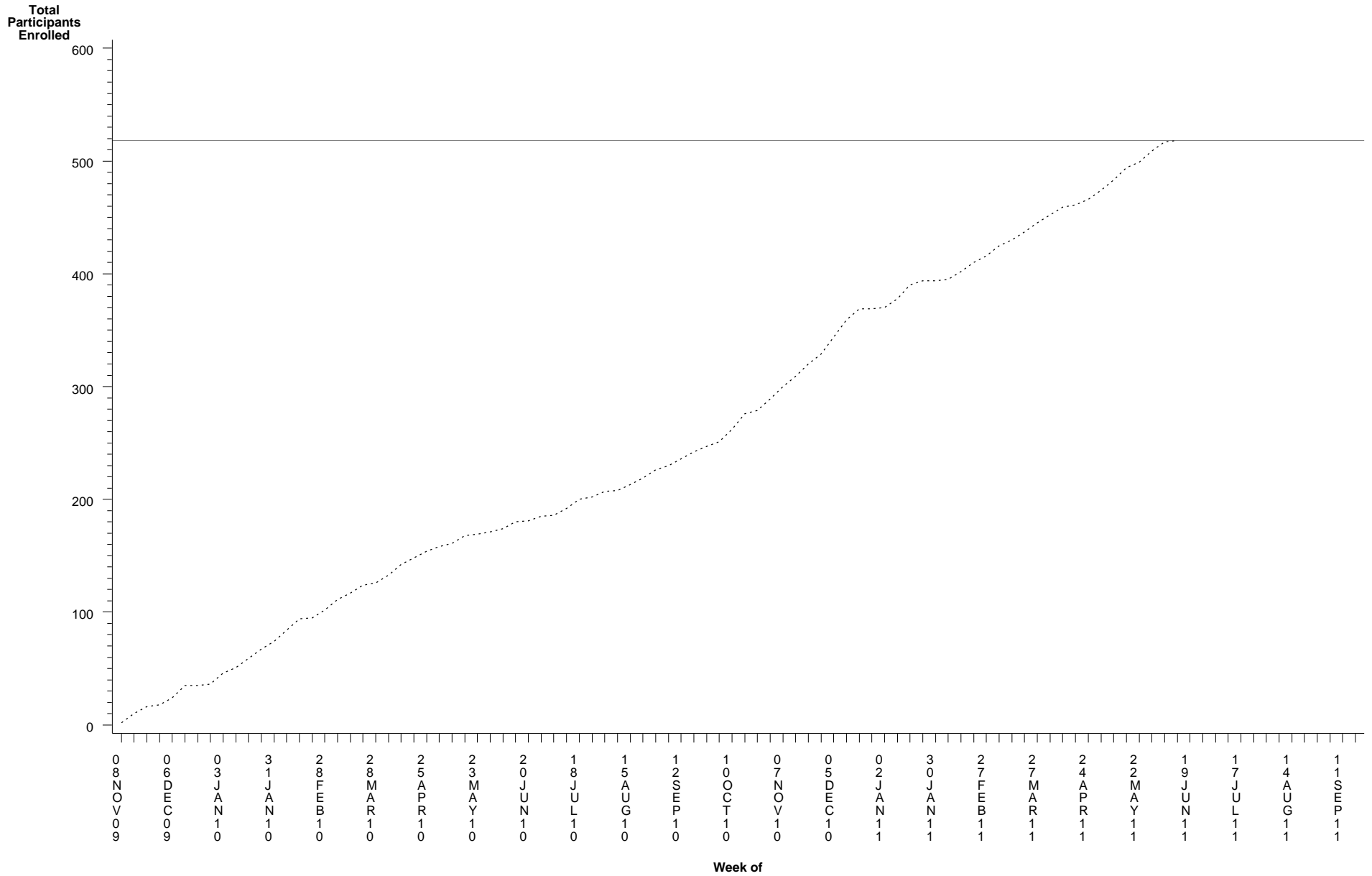
Enrollment Report: MTN 003B
Data Through: Thursday, August 8, 2013
Report Run: Thursday, August 15, 2013

Total Enrollment: 518 Protocol Target: 518 Enrollment Needed: 0
Number of Weeks: 84 Average Per Week: 6.2

			Enrollment During Week Beginning On												
			16JUN13	23JUN13	30JUN13	07JUL13	14JUL13	21JUL13	28JUL13	04AUG13					
Site	First Enrollment Date	Enrollment Through 15JUN13									Total Weeks	Total Enrollment	Average Per Week	Site Target	Enrollment Needed
Uganda: MU-JHU	15DEC09	374									156	374	2.4	176	0
Zimbabwe: Seke South	12NOV09	228									166	228	1.4	114	0
Zimbabwe: Spilhaus	11NOV09	220									166	220	1.3	110	0
Zimbabwe: Zengeza	03DEC09	214									162	214	1.3	107	0

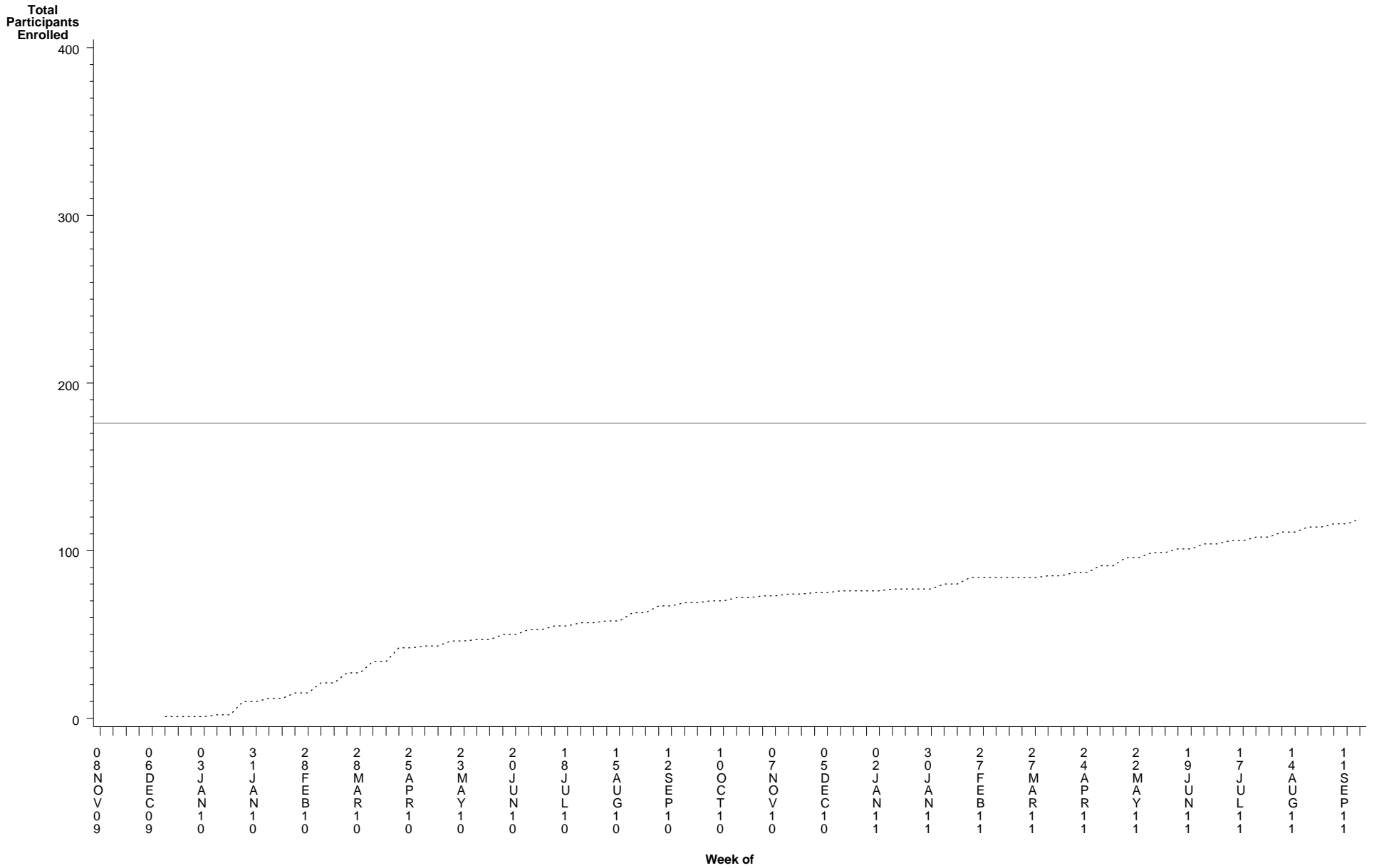
Enrollment Report: MTN 003B
Data Through: Thursday, August 8, 2013
Report Run: Thursday, August 15, 2013
All Sites

Total Enrollment: 518 Target: 518 Enrollment Needed: 0
First Enrollment Date: 11NOV09 Number of Weeks: 84 Average Per Week: 6.2



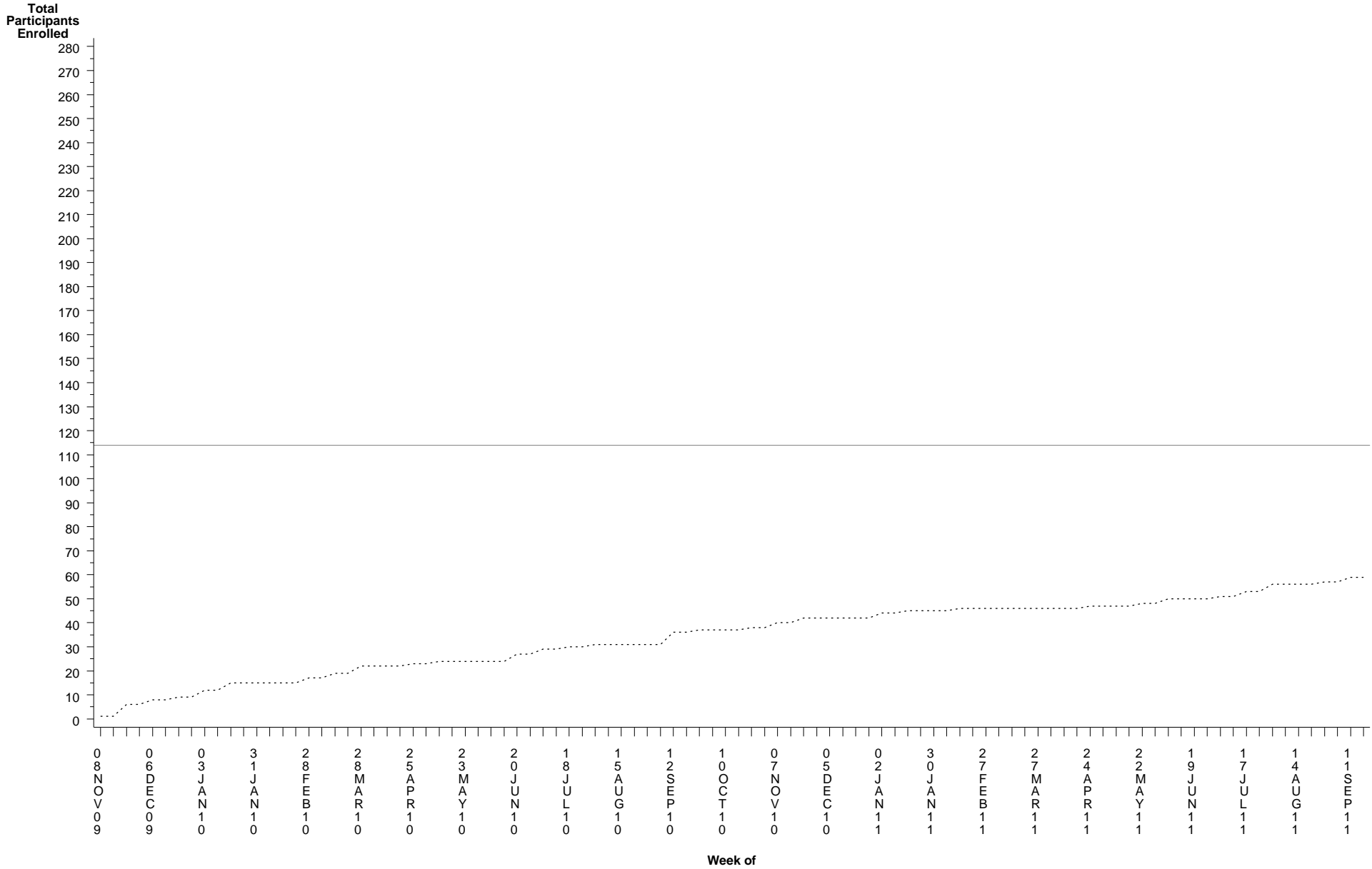
Enrollment Report: MTN 003B
Data Through: Thursday, August 8, 2013
Report Run: Thursday, August 15, 2013
Uganda: MU-JHU

Total Enrollment: 374 Target: 176 Enrollment Needed: 0
First Enrollment Date: 15DEC09 Number of Weeks: 156 Average Per Week: 2.4



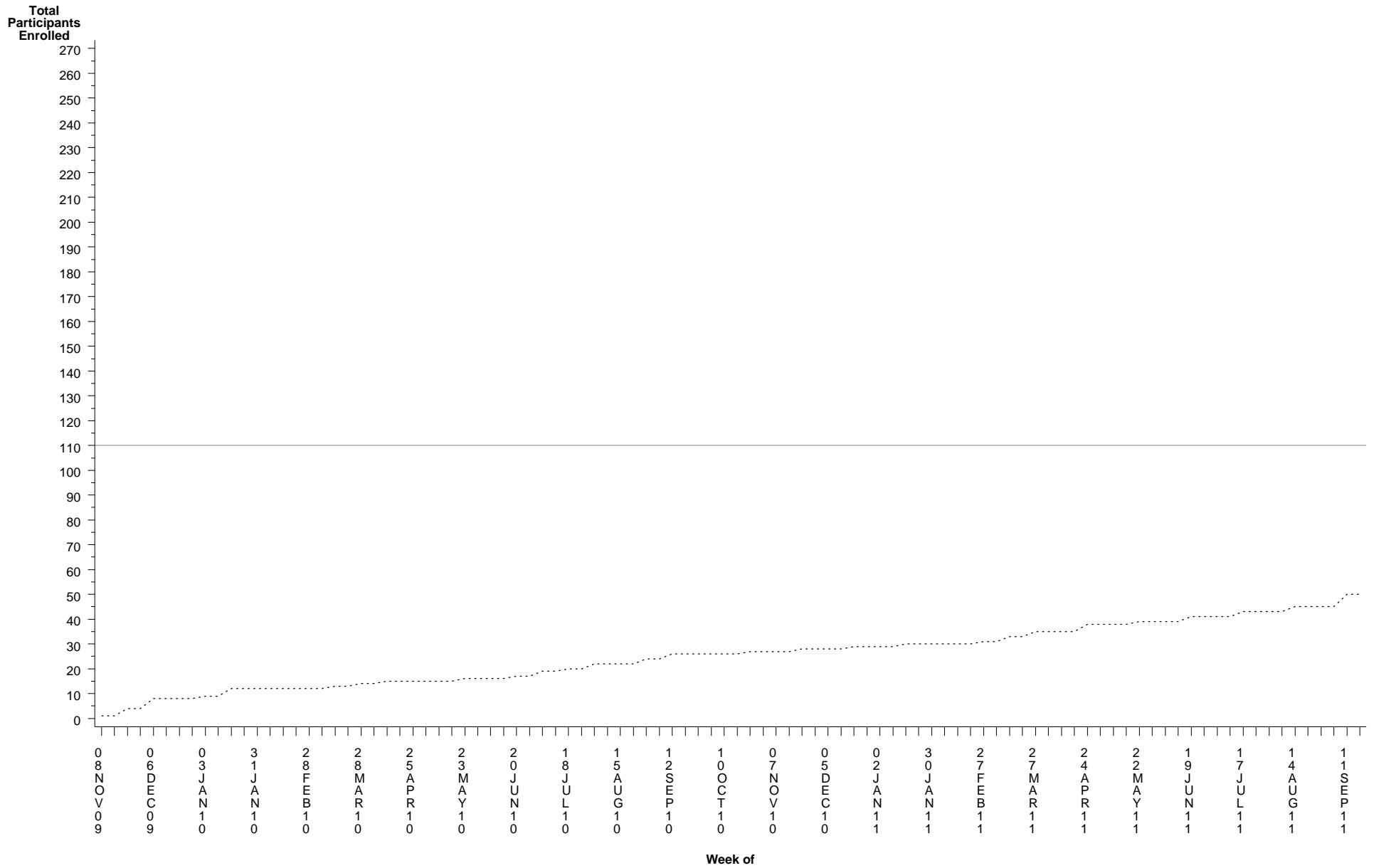
Enrollment Report: MTN 003B
Data Through: Thursday, August 8, 2013
Report Run: Thursday, August 15, 2013
Zimbabwe: Seke South

Total Enrollment: 228 Target: 114 Enrollment Needed: 0
First Enrollment Date: 12NOV09 Number of Weeks: 166 Average Per Week: 1.4



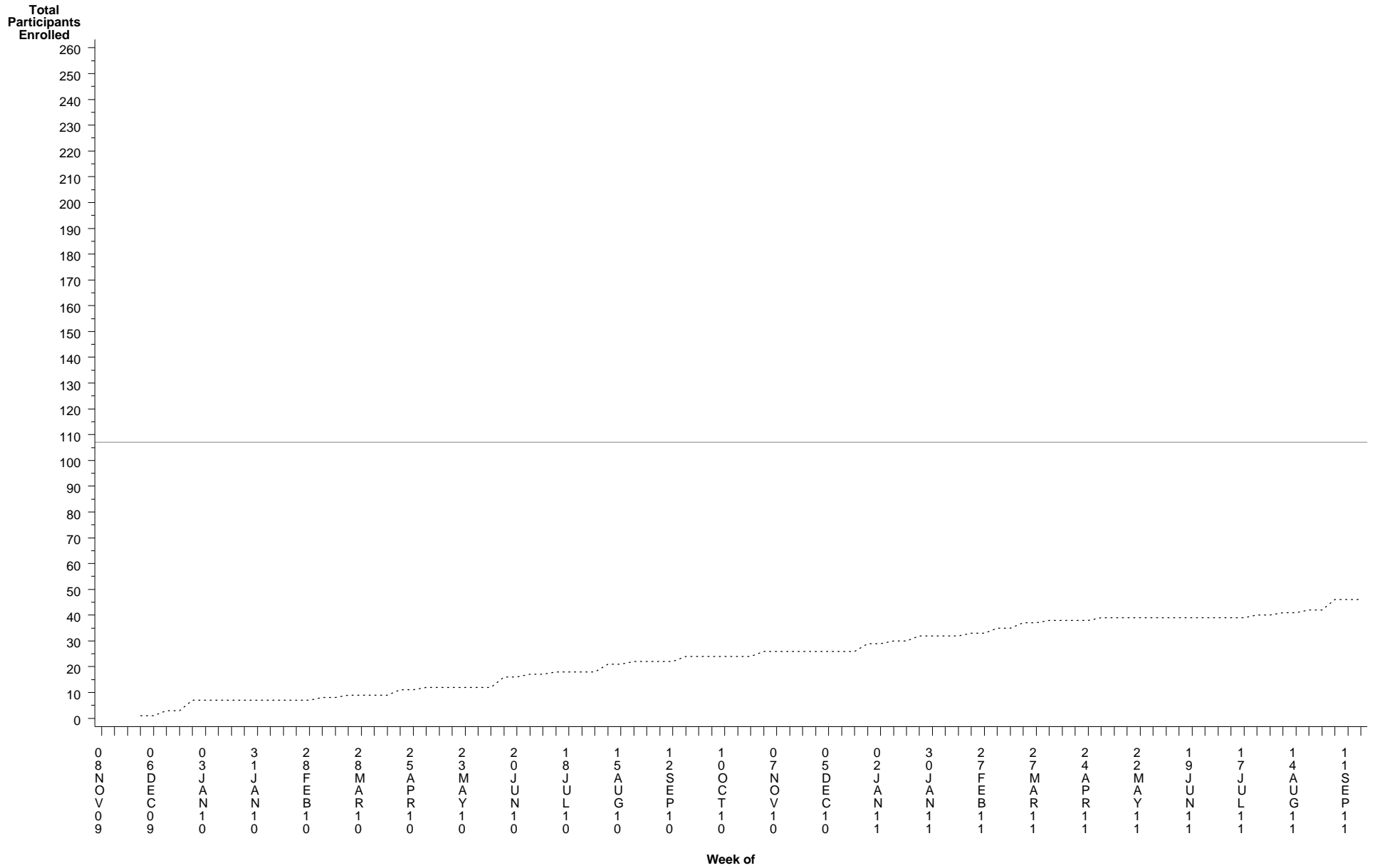
Enrollment Report: MTN 003B
Data Through: Thursday, August 8, 2013
Report Run: Thursday, August 15, 2013
Zimbabwe: Spilhaus

Total Enrollment: 220 Target: 110 Enrollment Needed: 0
First Enrollment Date: 11NOV09 Number of Weeks: 166 Average Per Week: 1.3



Enrollment Report: MTN 003B
Data Through: Thursday, August 8, 2013
Report Run: Thursday, August 15, 2013
Zimbabwe: Zengeza

Total Enrollment: 214 Target: 107 Enrollment Needed: 0
First Enrollment Date: 03DEC09 Number of Weeks: 162 Average Per Week: 1.3



Retention Report: MTN 003B
Data Generation Date: Thursday, August 15, 2013
Retention Evaluation Date: Thursday, August 8, 2013
Open Report

Protocol MTN 003B

	Visit							
	Month 6	Month 12	Month 18	Month 24	Month 30	Month 36	6 Month Post PUEV	12 Month Post PUEV
Total Enrolled	518	518	518	518	518	518	456	456
Inappropriately Enrolled	0	0	0	0	0	0	0	0
Active or RE	514	509	494	486	480	469	456	454
Death	0	0	0	0	1	1	0	0
Known LFU	4	9	25	33	39	49	0	2
Expected	518	518	495	474	407	246	456	455
Completed or RE	490	447	295	148	34	0	447	432
Early	7	18	22	24	7	0	0	2
On Time or RE	451	375	261	122	26	0	447	430
Late	32	54	12	2	1	0	0	0
No Shows or Known LFU	28	71	200	326	373	246	9	23
Not Expected	0	0	23	44	111	272	0	1
Completed before RED or RE	0	0	1	1	1	1	0	1
Not Completed or Known LFU	0	0	22	43	110	271	0	0
Retention Among Expected								
Percent Retained or RE	95%	86%	60%	31%	8%	0%	98%	95%
Percent LFU	1%	2%	2%	1%	1%	1%	0%	0%

RED: Retention Evaluation Date, RE: Active or Reached Endpoint, LFU: Lost to Follow-up

Retention Report: MTN 003B
Data Generation Date: Thursday, August 15, 2013
Retention Evaluation Date: Thursday, August 8, 2013
Open Report

site Uganda: MU-JHU

	Visit							
	Month 6	Month 12	Month 18	Month 24	Month 30	Month 36	6 Month Post PUEV	12 Month Post PUEV
Total Enrolled	187	187	187	187	187	187	172	172
Inappropriately Enrolled	0	0	0	0	0	0	0	0
Active or RE	186	181	179	180	178	175	172	172
Death	0	0	0	0	1	1	0	0
Known LFU	1	6	8	8	9	12	0	0
Expected	187	187	181	176	145	107	172	171
Completed or RE	180	165	114	61	5	0	171	166
Early	4	3	3	13	1	0	0	2
On Time or RE	169	143	107	46	4	0	171	164
Late	7	19	4	2	0	0	0	0
No Shows or Known LFU	7	22	67	115	140	107	1	5
Not Expected	0	0	6	11	42	80	0	1
Completed before RED or RE	0	0	0	1	0	1	0	1
Not Completed or Known LFU	0	0	6	10	42	79	0	0
Retention Among Expected								
Percent Retained or RE	96%	88%	63%	35%	3%	0%	99%	97%
Percent LFU	1%	3%	2%	1%	0%	1%	0%	0%

RED: Retention Evaluation Date, RE: Active or Reached Endpoint, LFU: Lost to Follow-up

Retention Report: MTN 003B
Data Generation Date: Thursday, August 15, 2013
Retention Evaluation Date: Thursday, August 8, 2013
Open Report

site Zimbabwe: Seke South

	Visit							
	Month 6	Month 12	Month 18	Month 24	Month 30	Month 36	6 Month Post PUEV	12 Month Post PUEV
Total Enrolled	114	114	114	114	114	114	94	94
Inappropriately Enrolled	0	0	0	0	0	0	0	0
Active or RE	111	111	107	104	103	99	94	92
Death	0	0	0	0	0	0	0	0
Known LFU	3	3	7	10	11	15	0	2
Expected	114	114	109	102	93	49	94	94
Completed or RE	107	95	69	37	10	0	90	91
Early	0	5	4	3	1	0	0	0
On Time or RE	93	82	61	34	8	0	90	91
Late	14	8	4	0	1	0	0	0
No Shows or Known LFU	7	19	40	65	83	49	4	3
Not Expected	0	0	5	12	21	65	0	0
Completed before RED or RE	0	0	0	0	0	0	0	0
Not Completed or Known LFU	0	0	5	12	21	65	0	0
Retention Among Expected								
Percent Retained or RE	94%	83%	63%	36%	11%	0%	96%	97%
Percent LFU	3%	3%	3%	2%	0%	2%	0%	2%

RED: Retention Evaluation Date, RE: Active or Reached Endpoint, LFU: Lost to Follow-up

Retention Report: MTN 003B
Data Generation Date: Thursday, August 15, 2013
Retention Evaluation Date: Thursday, August 8, 2013
Open Report

site Zimbabwe: Spilhaus

	Visit							
	Month 6	Month 12	Month 18	Month 24	Month 30	Month 36	6 Month Post PUEV	12 Month Post PUEV
Total Enrolled	110	110	110	110	110	110	97	97
Inappropriately Enrolled	0	0	0	0	0	0	0	0
Active or RE	110	110	105	101	101	101	97	97
Death	0	0	0	0	0	0	0	0
Known LFU	0	0	6	9	9	9	0	0
Expected	110	110	104	98	85	50	97	97
Completed or RE	104	94	57	25	10	0	96	88
Early	1	4	4	3	1	0	0	0
On Time or RE	97	72	51	22	9	0	96	88
Late	6	18	2	0	0	0	0	0
No Shows or Known LFU	6	16	47	73	75	50	1	9
Not Expected	0	0	6	12	25	60	0	0
Completed before RED or RE	0	0	1	0	0	0	0	0
Not Completed or Known LFU	0	0	5	12	25	60	0	0
Retention Among Expected								
Percent Retained or RE	95%	85%	55%	26%	12%	0%	99%	91%
Percent LFU	0%	0%	3%	1%	1%	0%	0%	0%

RED: Retention Evaluation Date, RE: Active or Reached Endpoint, LFU: Lost to Follow-up

Retention Report: MTN 003B
Data Generation Date: Thursday, August 15, 2013
Retention Evaluation Date: Thursday, August 8, 2013
Open Report

site Zimbabwe: Zengeza

	Visit							
	Month 6	Month 12	Month 18	Month 24	Month 30	Month 36	6 Month Post PUEV	12 Month Post PUEV
Total Enrolled	107	107	107	107	107	107	93	93
Inappropriately Enrolled	0	0	0	0	0	0	0	0
Active or RE	107	107	103	101	98	94	93	93
Death	0	0	0	0	0	0	0	0
Known LFU	0	0	4	6	10	13	0	0
Expected	107	107	101	98	84	40	93	93
Completed or RE	99	93	55	25	9	0	90	87
Early	2	6	11	5	4	0	0	0
On Time or RE	92	78	42	20	5	0	90	87
Late	5	9	2	0	0	0	0	0
No Shows or Known LFU	8	14	46	73	75	40	3	6
Not Expected	0	0	6	9	23	67	0	0
Completed before RED or RE	0	0	0	0	1	0	0	0
Not Completed or Known LFU	0	0	6	9	22	67	0	0
Retention Among Expected								
Percent Retained or RE	93%	87%	54%	26%	11%	0%	97%	94%
Percent LFU	0%	0%	1%	1%	5%	3%	0%	0%

RED: Retention Evaluation Date, RE: Active or Reached Endpoint, LFU: Lost to Follow-up