

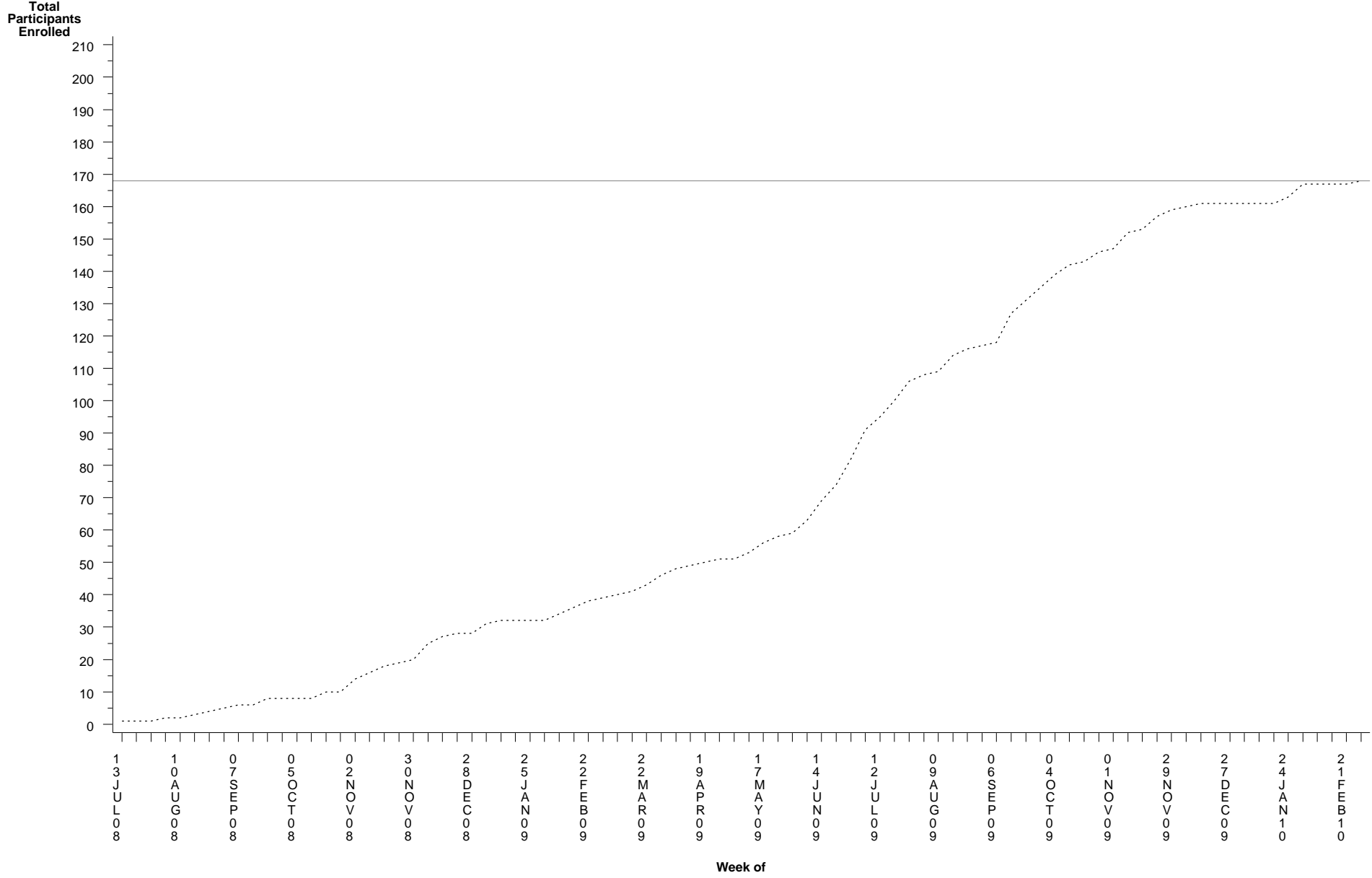
**Enrollment Report: MTN 001**  
**Data Through: Wednesday, November 24, 2010**  
**Report Run: Wednesday, December 1, 2010**

**Total Enrollment: 168   Protocol Target: 168   Enrollment Needed: 0**  
**Number of Weeks: 86   Average Per Week: 2.0**

			Enrollment During Week Beginning On												
			03OCT10	10OCT10	17OCT10	24OCT10	31OCT10	07NOV10	14NOV10	21NOV10					
Site	First Enrollment Date	Enrollment Through 02OCT10									Total Weeks	Total Enrollment	Average Per Week	Site Target	Enrollment Needed
Durban, Botha's Hill	28MAY09	13									26	13	0.5	13	0
Durban, Umkomaas	10JUN09	39									39	39	1.0	39	0
US, Birmingham	04MAR09	14									31	14	0.5	14	0
US, Cleveland	18AUG08	30									57	30	0.5	30	0
US, New York	05OCT09	12									18	12	0.7	12	0
US, Pittsburgh	18JUL08	30									38	30	0.8	30	0
Uganda, Kampala	16JUL09	30									30	30	1.0	30	0

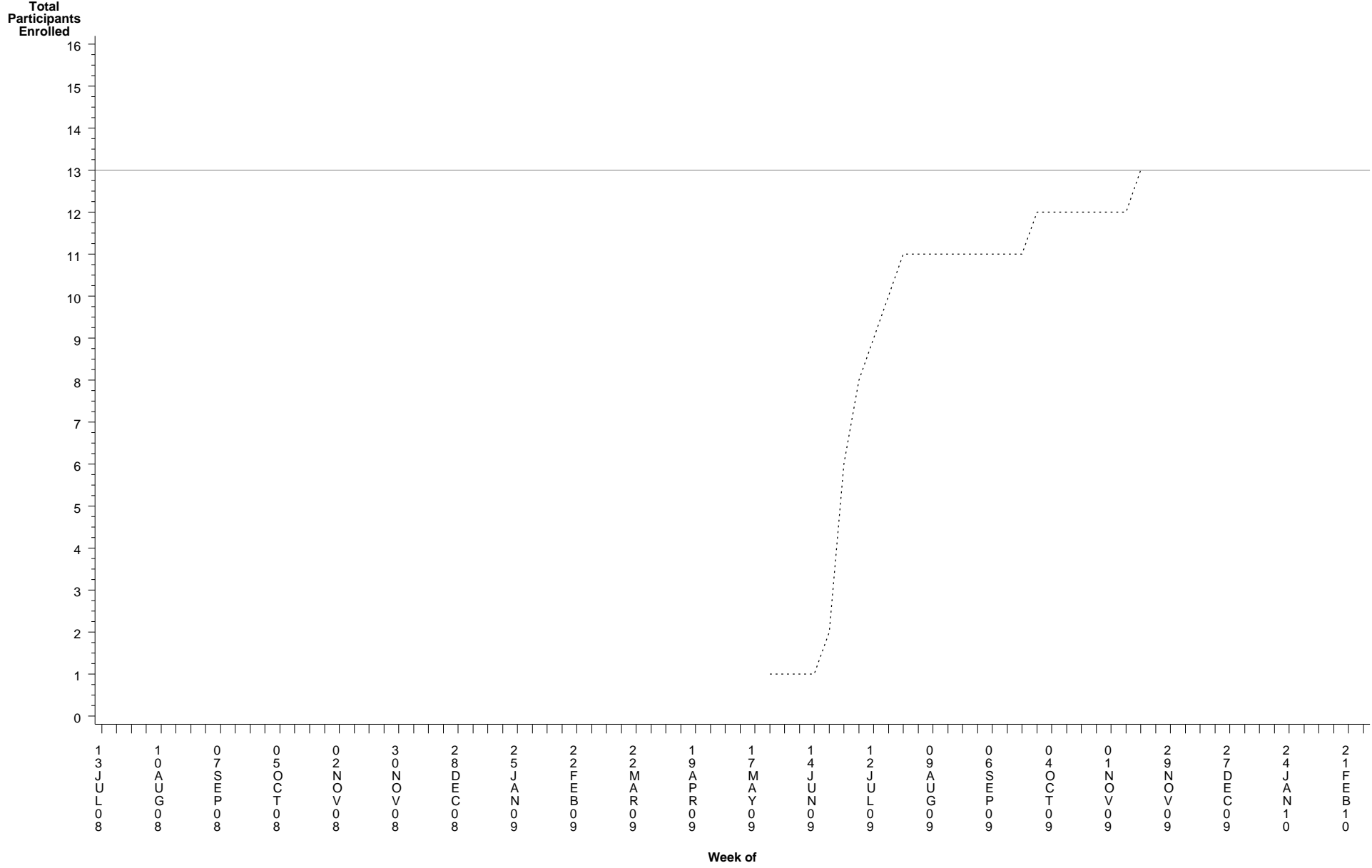
**Enrollment Report: MTN 001**  
**Data Through: Wednesday, November 24, 2010**  
**Report Run: Wednesday, December 1, 2010**  
**All Sites**

**Total Enrollment: 168    Target: 168    Enrollment Needed: 0**  
**First Enrollment Date: 18JUL08    Number of Weeks: 86    Average Per Week: 2.0**



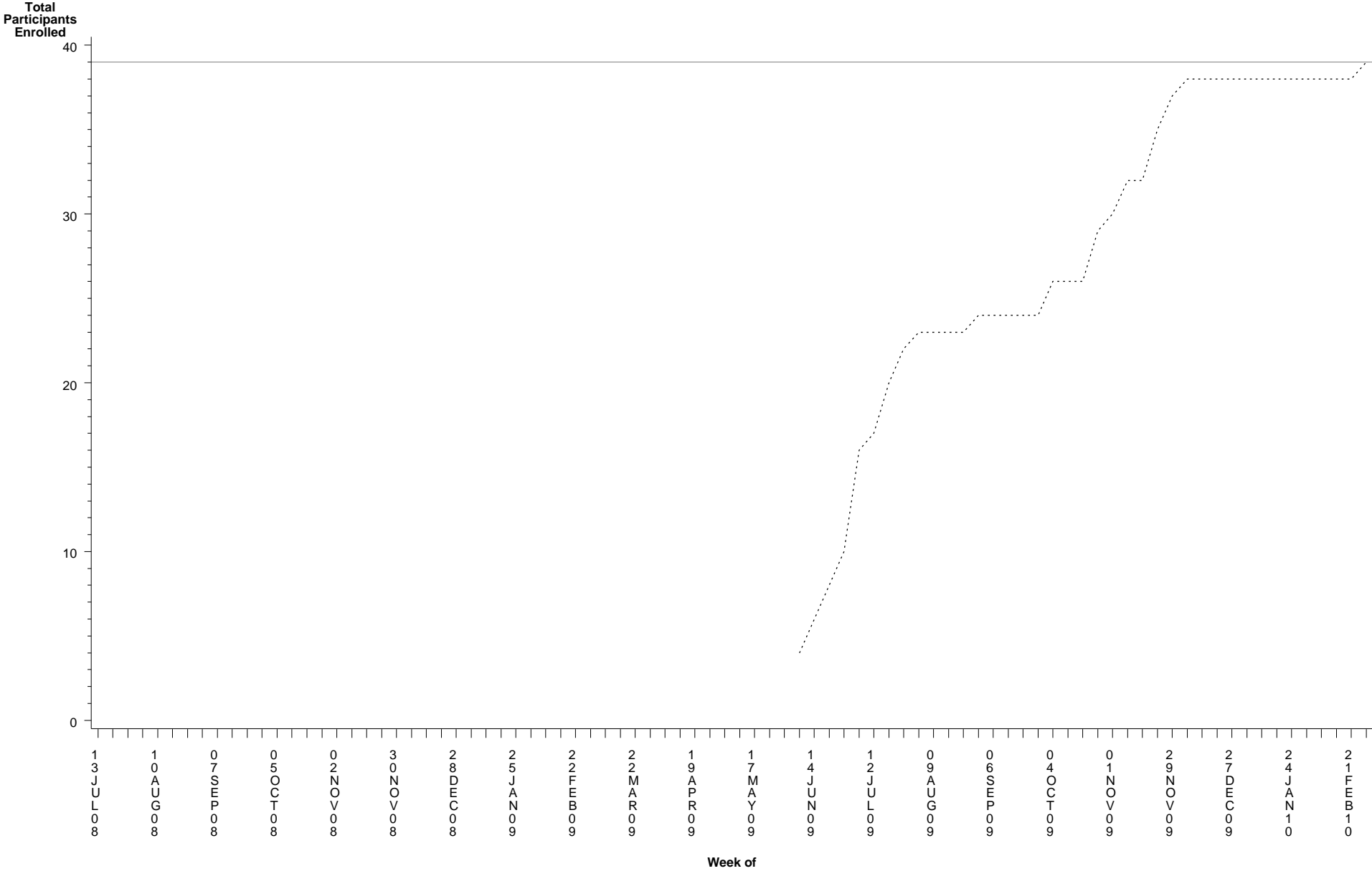
**Enrollment Report: MTN 001**  
**Data Through: Wednesday, November 24, 2010**  
**Report Run: Wednesday, December 1, 2010**  
**Durban, Botha's Hill**

**Total Enrollment: 13    Target: 13    Enrollment Needed: 0**  
**First Enrollment Date: 28MAY09    Number of Weeks: 26    Average Per Week: 0.5**



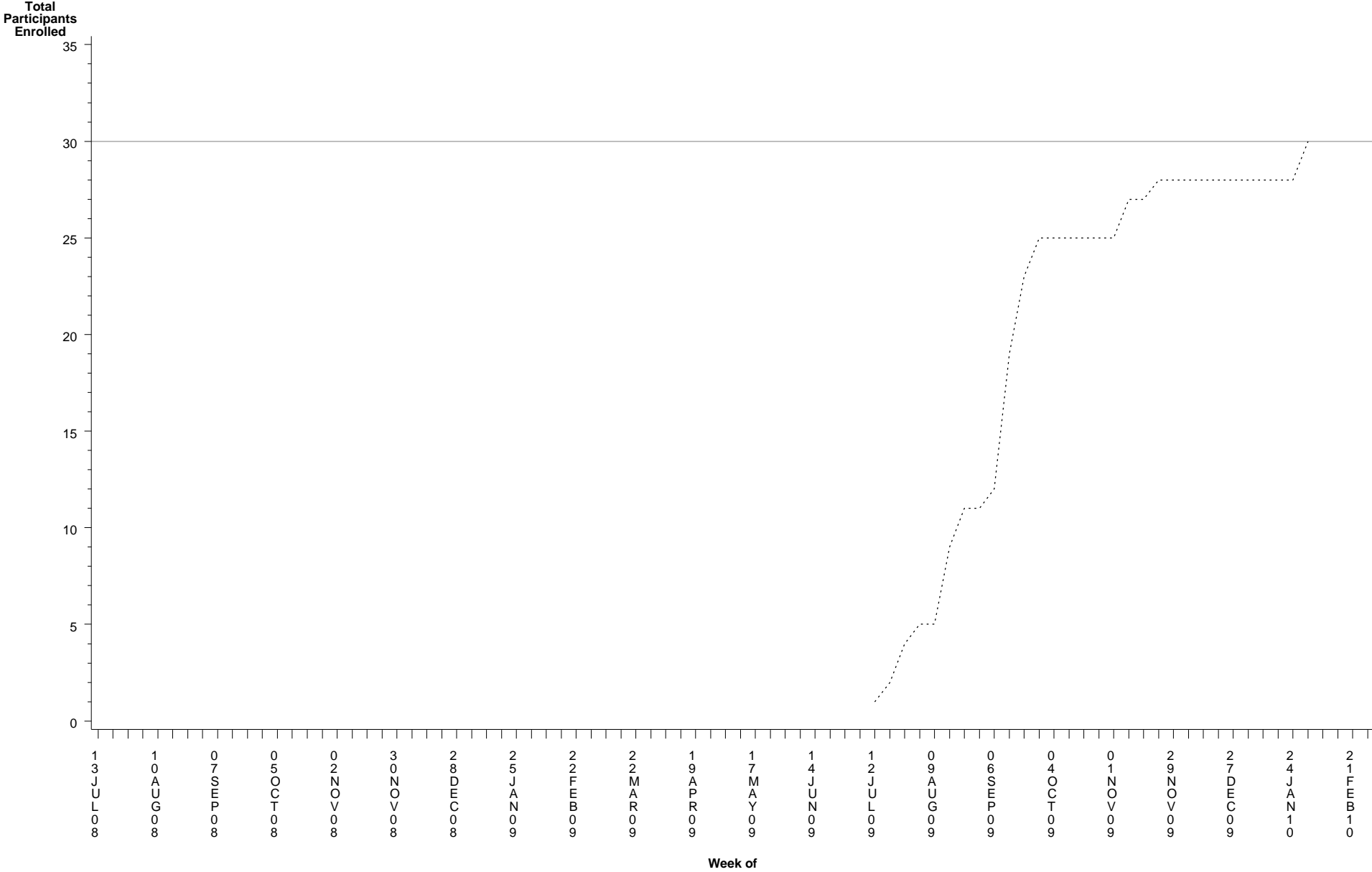
**Enrollment Report: MTN 001**  
**Data Through: Wednesday, November 24, 2010**  
**Report Run: Wednesday, December 1, 2010**  
**Durban, Umkomaas**

**Total Enrollment: 39    Target: 39    Enrollment Needed: 0**  
**First Enrollment Date: 10JUN09    Number of Weeks: 39    Average Per Week: 1.0**



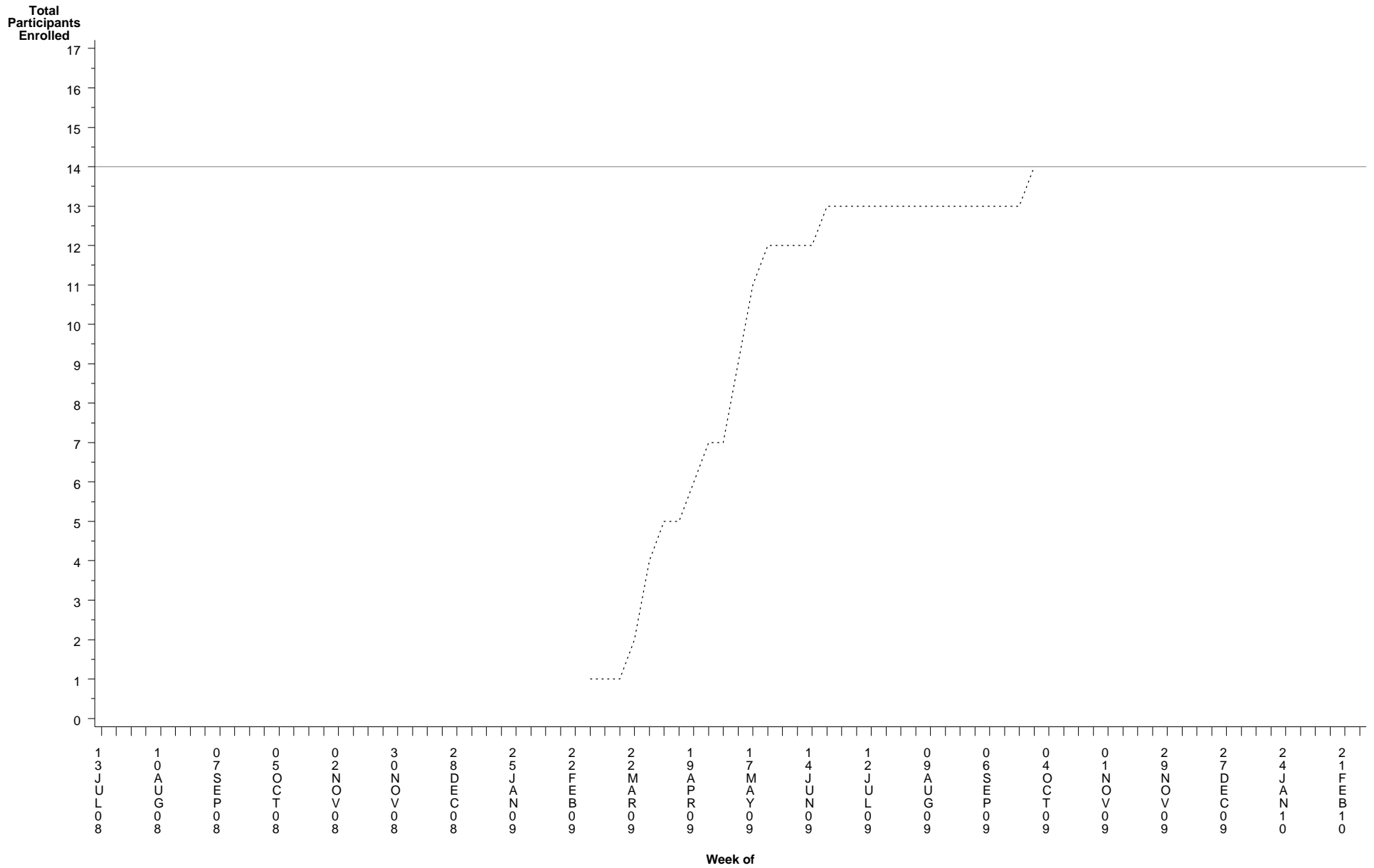
**Enrollment Report: MTN 001**  
**Data Through: Wednesday, November 24, 2010**  
**Report Run: Wednesday, December 1, 2010**  
**Uganda, Kampala**

**Total Enrollment: 30    Target: 30    Enrollment Needed: 0**  
**First Enrollment Date: 16JUL09    Number of Weeks: 30    Average Per Week: 1.0**



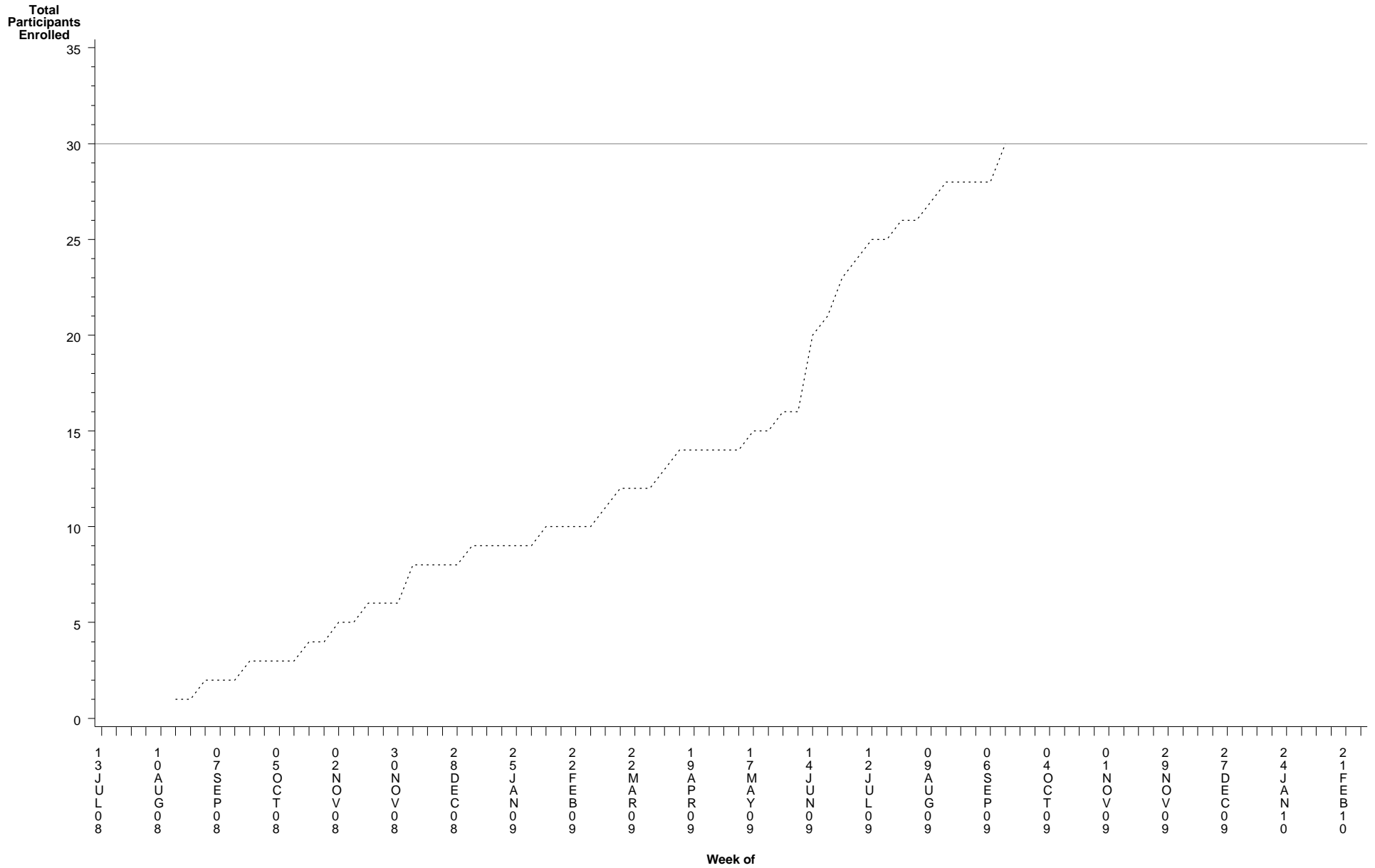
**Enrollment Report: MTN 001**  
**Data Through: Wednesday, November 24, 2010**  
**Report Run: Wednesday, December 1, 2010**  
**US, Birmingham**

**Total Enrollment: 14    Target: 14    Enrollment Needed: 0**  
**First Enrollment Date: 04MAR09    Number of Weeks: 31    Average Per Week: 0.5**



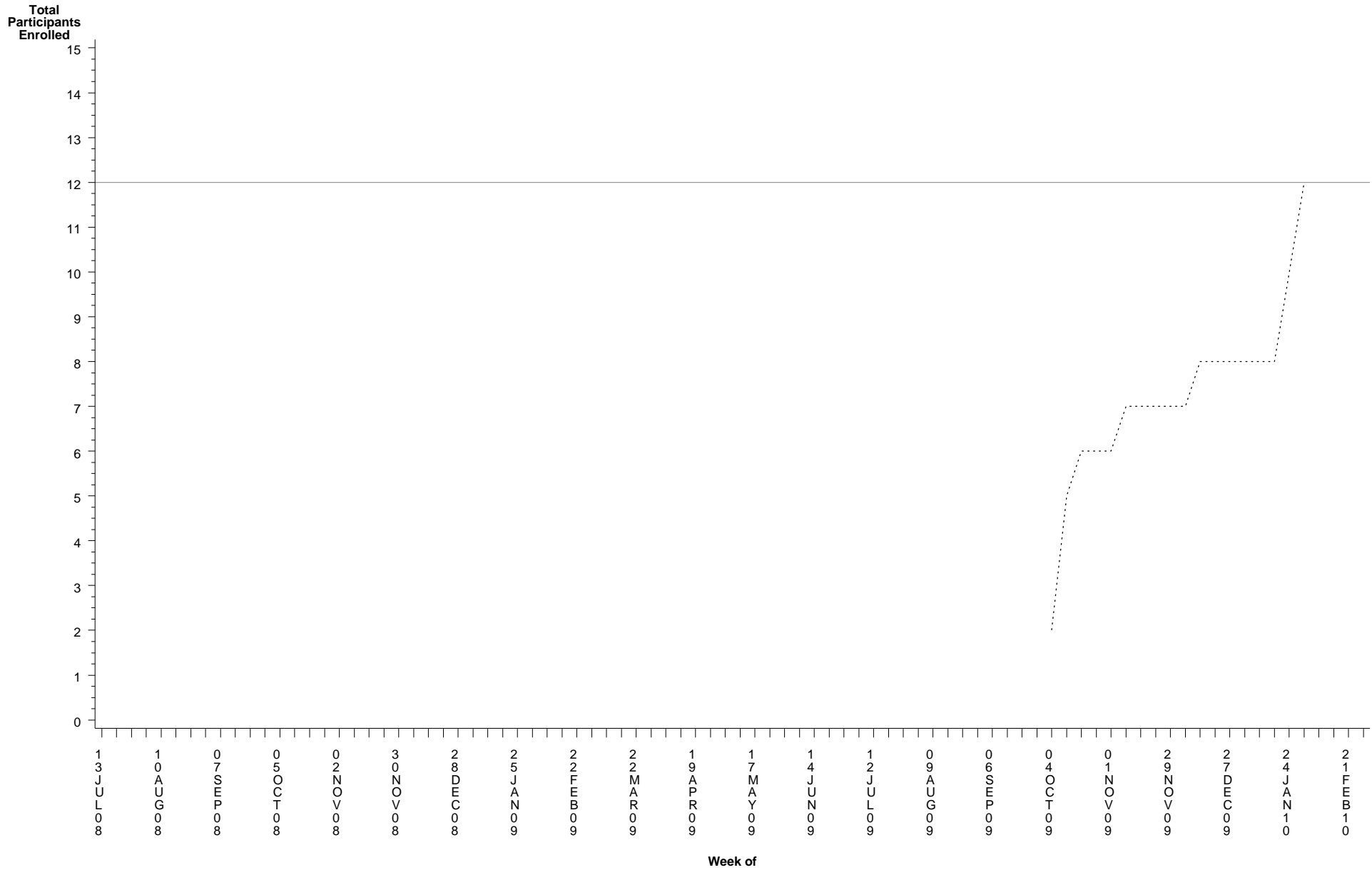
**Enrollment Report: MTN 001**  
**Data Through: Wednesday, November 24, 2010**  
**Report Run: Wednesday, December 1, 2010**  
**US, Cleveland**

**Total Enrollment: 30    Target: 30    Enrollment Needed: 0**  
**First Enrollment Date: 18AUG08    Number of Weeks: 57    Average Per Week: 0.5**



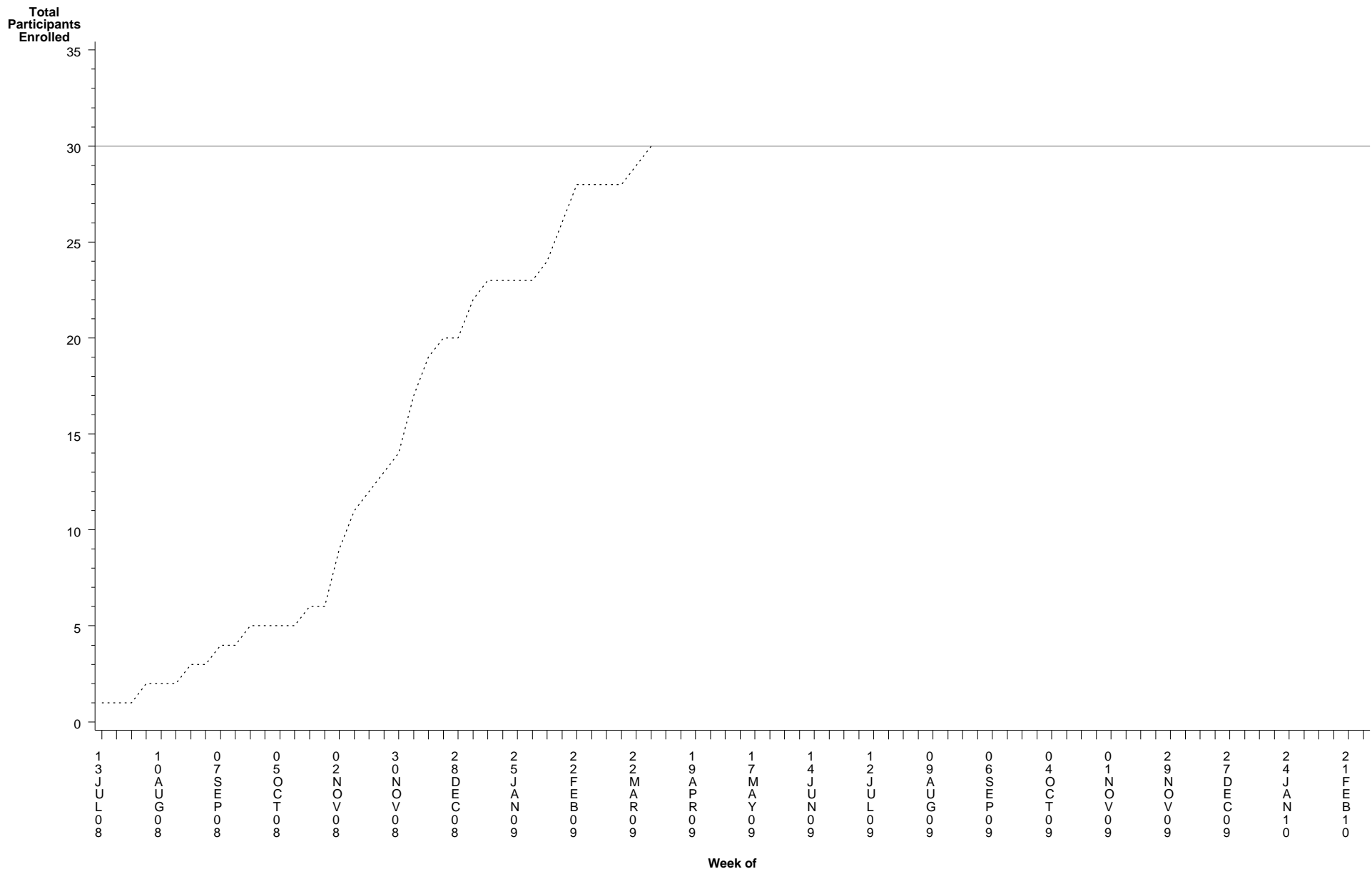
**Enrollment Report: MTN 001**  
**Data Through: Wednesday, November 24, 2010**  
**Report Run: Wednesday, December 1, 2010**  
**US, New York**

**Total Enrollment: 12    Target: 12    Enrollment Needed: 0**  
**First Enrollment Date: 05OCT09    Number of Weeks: 18    Average Per Week: 0.7**



**Enrollment Report: MTN 001**  
**Data Through: Wednesday, November 24, 2010**  
**Report Run: Wednesday, December 1, 2010**  
**US, Pittsburgh**

**Total Enrollment: 30    Target: 30    Enrollment Needed: 0**  
**First Enrollment Date: 18JUL08    Number of Weeks: 38    Average Per Week: 0.8**



**Retention Report: MTN 001**  
**Data Generation Date: Wednesday, December 1, 2010**  
**Retention Evaluation Date: Wednesday, November 24, 2010**  
**Open Report**

**Protocol MTN 001**

	Visit								
	Week 3	Week 6	Week 7	Week 10	Week 13	Week 14	Week 17	Week 20	Week 21
<b>Total Enrolled</b>	168	168	168	168	168	168	168	168	168
<b>Inappropriately Enrolled</b>	0	0	0	0	0	0	0	0	0
<b>Active or RE</b>	165	161	159	154	154	153	153	151	149
<b>Death</b>	0	0	0	0	0	0	0	0	0
<b>Known LFU</b>	3	7	9	14	14	15	15	17	19
<b>Expected</b>	168	168	168	168	168	168	168	168	168
<b>Completed or RE</b>	155	146	149	148	146	149	150	147	147
<b>Early</b>	11	17	0	2	23	0	10	19	0
<b>On Time or RE</b>	137	129	127	139	123	134	122	128	144
<b>Late</b>	7	0	22	7	0	15	18	0	3
<b>No Shows or Known LFU</b>	13	22	19	20	22	19	18	21	21
<b>Not Expected</b>	0	0	0	0	0	0	0	0	0
<b>Completed before RED or RE</b>	0	0	0	0	0	0	0	0	0
<b>Not Completed or Known LFU</b>	0	0	0	0	0	0	0	0	0
<b>Retention Among Expected</b>									
<b>Percent Retained or RE</b>	92%	87%	89%	88%	87%	89%	89%	88%	88%
<b>Percent LFU</b>	2%	4%	5%	8%	8%	9%	9%	10%	11%

RED: Retention Evaluation Date, RE: Active or Reached Endpoint, LFU: Lost to Follow-up

**Retention Report: MTN 001**  
**Data Generation Date: Wednesday, December 1, 2010**  
**Retention Evaluation Date: Wednesday, November 24, 2010**  
**Open Report**

Enrollment site Durban, Botha's Hill

	Visit								
	Week 3	Week 6	Week 7	Week 10	Week 13	Week 14	Week 17	Week 20	Week 21
<b>Total Enrolled</b>	13	13	13	13	13	13	13	13	13
<b>Inappropriately Enrolled</b>	0	0	0	0	0	0	0	0	0
<b>Active or RE</b>	13	13	13	13	13	13	13	13	13
<b>Death</b>	0	0	0	0	0	0	0	0	0
<b>Known LFU</b>	0	0	0	0	0	0	0	0	0
<b>Expected</b>	13	13	13	13	13	13	13	13	13
<b>Completed or RE</b>	13	13	13	13	13	13	13	13	13
<b>Early</b>	0	2	0	0	2	0	0	1	0
<b>On Time or RE</b>	12	11	12	13	11	13	13	12	13
<b>Late</b>	1	0	1	0	0	0	0	0	0
<b>No Shows or Known LFU</b>	0	0	0	0	0	0	0	0	0
<b>Not Expected</b>	0	0	0	0	0	0	0	0	0
<b>Completed before RED or RE</b>	0	0	0	0	0	0	0	0	0
<b>Not Completed or Known LFU</b>	0	0	0	0	0	0	0	0	0
<b>Retention Among Expected</b>									
<b>Percent Retained or RE</b>	100%	100%	100%	100%	100%	100%	100%	100%	100%
<b>Percent LFU</b>	0%	0%	0%	0%	0%	0%	0%	0%	0%

RED: Retention Evaluation Date, RE: Active or Reached Endpoint, LFU: Lost to Follow-up

**Retention Report: MTN 001**  
**Data Generation Date: Wednesday, December 1, 2010**  
**Retention Evaluation Date: Wednesday, November 24, 2010**  
**Open Report**

Enrollment site Durban, Umkomaas

	Visit								
	Week 3	Week 6	Week 7	Week 10	Week 13	Week 14	Week 17	Week 20	Week 21
<b>Total Enrolled</b>	39	39	39	39	39	39	39	39	39
<b>Inappropriately Enrolled</b>	0	0	0	0	0	0	0	0	0
<b>Active or RE</b>	39	39	37	37	37	37	37	37	36
<b>Death</b>	0	0	0	0	0	0	0	0	0
<b>Known LFU</b>	0	0	2	2	2	2	2	2	3
<b>Expected</b>	39	39	39	39	39	39	39	39	39
<b>Completed or RE</b>	36	36	36	35	34	37	37	35	36
<b>Early</b>	4	3	0	0	4	0	4	4	0
<b>On Time or RE</b>	31	33	30	32	30	31	25	31	34
<b>Late</b>	1	0	6	3	0	6	8	0	2
<b>No Shows or Known LFU</b>	3	3	3	4	5	2	2	4	3
<b>Not Expected</b>	0	0	0	0	0	0	0	0	0
<b>Completed before RED or RE</b>	0	0	0	0	0	0	0	0	0
<b>Not Completed or Known LFU</b>	0	0	0	0	0	0	0	0	0
<b>Retention Among Expected</b>									
<b>Percent Retained or RE</b>	92%	92%	92%	90%	87%	95%	95%	90%	92%
<b>Percent LFU</b>	0%	0%	5%	5%	5%	5%	5%	5%	8%

RED: Retention Evaluation Date, RE: Active or Reached Endpoint, LFU: Lost to Follow-up

**Retention Report: MTN 001**  
**Data Generation Date: Wednesday, December 1, 2010**  
**Retention Evaluation Date: Wednesday, November 24, 2010**  
**Open Report**

Enrollment site Uganda, Kampala

	Visit								
	Week 3	Week 6	Week 7	Week 10	Week 13	Week 14	Week 17	Week 20	Week 21
<b>Total Enrolled</b>	30	30	30	30	30	30	30	30	30
<b>Inappropriately Enrolled</b>	0	0	0	0	0	0	0	0	0
<b>Active or RE</b>	30	30	30	28	28	27	27	26	26
<b>Death</b>	0	0	0	0	0	0	0	0	0
<b>Known LFU</b>	0	0	0	2	2	3	3	4	4
<b>Expected</b>	30	30	30	30	30	30	30	30	30
<b>Completed or RE</b>	27	23	24	24	24	24	25	25	24
<b>Early</b>	0	2	0	0	6	0	2	1	0
<b>On Time or RE</b>	25	21	22	24	18	24	22	24	24
<b>Late</b>	2	0	2	0	0	0	1	0	0
<b>No Shows or Known LFU</b>	3	7	6	6	6	6	5	5	6
<b>Not Expected</b>	0	0	0	0	0	0	0	0	0
<b>Completed before RED or RE</b>	0	0	0	0	0	0	0	0	0
<b>Not Completed or Known LFU</b>	0	0	0	0	0	0	0	0	0
<b>Retention Among Expected</b>									
<b>Percent Retained or RE</b>	90%	77%	80%	80%	80%	80%	83%	83%	80%
<b>Percent LFU</b>	0%	0%	0%	7%	7%	10%	10%	13%	13%

RED: Retention Evaluation Date, RE: Active or Reached Endpoint, LFU: Lost to Follow-up

**Retention Report: MTN 001**  
**Data Generation Date: Wednesday, December 1, 2010**  
**Retention Evaluation Date: Wednesday, November 24, 2010**  
**Open Report**

**Enrollment site US, Birmingham**

	Visit								
	Week 3	Week 6	Week 7	Week 10	Week 13	Week 14	Week 17	Week 20	Week 21
<b>Total Enrolled</b>	14	14	14	14	14	14	14	14	14
<b>Inappropriately Enrolled</b>	0	0	0	0	0	0	0	0	0
<b>Active or RE</b>	13	13	13	13	13	13	13	13	13
<b>Death</b>	0	0	0	0	0	0	0	0	0
<b>Known LFU</b>	1	1	1	1	1	1	1	1	1
<b>Expected</b>	14	14	14	14	14	14	14	14	14
<b>Completed or RE</b>	13	13	13	13	13	13	13	12	13
<b>Early</b>	0	0	0	0	0	0	0	0	0
<b>On Time or RE</b>	13	13	13	13	13	12	11	12	13
<b>Late</b>	0	0	0	0	0	1	2	0	0
<b>No Shows or Known LFU</b>	1	1	1	1	1	1	1	2	1
<b>Not Expected</b>	0	0	0	0	0	0	0	0	0
<b>Completed before RED or RE</b>	0	0	0	0	0	0	0	0	0
<b>Not Completed or Known LFU</b>	0	0	0	0	0	0	0	0	0
<b>Retention Among Expected</b>									
<b>Percent Retained or RE</b>	93%	93%	93%	93%	93%	93%	93%	86%	93%
<b>Percent LFU</b>	7%	7%	7%	7%	7%	7%	7%	7%	7%

RED: Retention Evaluation Date, RE: Active or Reached Endpoint, LFU: Lost to Follow-up

**Retention Report: MTN 001**  
**Data Generation Date: Wednesday, December 1, 2010**  
**Retention Evaluation Date: Wednesday, November 24, 2010**  
**Open Report**

Enrollment site US, Cleveland

	Visit								
	Week 3	Week 6	Week 7	Week 10	Week 13	Week 14	Week 17	Week 20	Week 21
<b>Total Enrolled</b>	30	30	30	30	30	30	30	30	30
<b>Inappropriately Enrolled</b>	0	0	0	0	0	0	0	0	0
<b>Active or RE</b>	28	25	25	24	24	24	24	24	23
<b>Death</b>	0	0	0	0	0	0	0	0	0
<b>Known LFU</b>	2	5	5	6	6	6	6	6	7
<b>Expected</b>	30	30	30	30	30	30	30	30	30
<b>Completed or RE</b>	27	21	24	24	23	23	24	24	23
<b>Early</b>	3	7	0	0	5	0	2	10	0
<b>On Time or RE</b>	22	14	14	22	18	19	16	14	23
<b>Late</b>	2	0	10	2	0	4	6	0	0
<b>No Shows or Known LFU</b>	3	9	6	6	7	7	6	6	7
<b>Not Expected</b>	0	0	0	0	0	0	0	0	0
<b>Completed before RED or RE</b>	0	0	0	0	0	0	0	0	0
<b>Not Completed or Known LFU</b>	0	0	0	0	0	0	0	0	0
<b>Retention Among Expected</b>									
<b>Percent Retained or RE</b>	90%	70%	80%	80%	77%	77%	80%	80%	77%
<b>Percent LFU</b>	7%	17%	17%	20%	20%	20%	20%	20%	23%

RED: Retention Evaluation Date, RE: Active or Reached Endpoint, LFU: Lost to Follow-up

**Retention Report: MTN 001**  
**Data Generation Date: Wednesday, December 1, 2010**  
**Retention Evaluation Date: Wednesday, November 24, 2010**  
**Open Report**

Enrollment site US, New York

	Visit								
	Week 3	Week 6	Week 7	Week 10	Week 13	Week 14	Week 17	Week 20	Week 21
<b>Total Enrolled</b>	12	12	12	12	12	12	12	12	12
<b>Inappropriately Enrolled</b>	0	0	0	0	0	0	0	0	0
<b>Active or RE</b>	12	12	12	12	12	12	12	12	12
<b>Death</b>	0	0	0	0	0	0	0	0	0
<b>Known LFU</b>	0	0	0	0	0	0	0	0	0
<b>Expected</b>	12	12	12	12	12	12	12	12	12
<b>Completed or RE</b>	12	12	12	12	12	12	12	12	12
<b>Early</b>	3	1	0	2	3	0	2	3	0
<b>On Time or RE</b>	9	11	12	10	9	11	10	9	12
<b>Late</b>	0	0	0	0	0	1	0	0	0
<b>No Shows or Known LFU</b>	0	0	0	0	0	0	0	0	0
<b>Not Expected</b>	0	0	0	0	0	0	0	0	0
<b>Completed before RED or RE</b>	0	0	0	0	0	0	0	0	0
<b>Not Completed or Known LFU</b>	0	0	0	0	0	0	0	0	0
<b>Retention Among Expected</b>									
<b>Percent Retained or RE</b>	100%	100%	100%	100%	100%	100%	100%	100%	100%
<b>Percent LFU</b>	0%	0%	0%	0%	0%	0%	0%	0%	0%

RED: Retention Evaluation Date, RE: Active or Reached Endpoint, LFU: Lost to Follow-up

**Retention Report: MTN 001**  
**Data Generation Date: Wednesday, December 1, 2010**  
**Retention Evaluation Date: Wednesday, November 24, 2010**  
**Open Report**

Enrollment site US, Pittsburgh

	Visit								
	Week 3	Week 6	Week 7	Week 10	Week 13	Week 14	Week 17	Week 20	Week 21
<b>Total Enrolled</b>	30	30	30	30	30	30	30	30	30
<b>Inappropriately Enrolled</b>	0	0	0	0	0	0	0	0	0
<b>Active or RE</b>	30	29	29	27	27	27	27	26	26
<b>Death</b>	0	0	0	0	0	0	0	0	0
<b>Known LFU</b>	0	1	1	3	3	3	3	4	4
<b>Expected</b>	30	30	30	30	30	30	30	30	30
<b>Completed or RE</b>	27	28	27	27	27	27	26	26	26
<b>Early</b>	1	2	0	0	3	0	0	0	0
<b>On Time or RE</b>	25	26	24	25	24	24	25	26	25
<b>Late</b>	1	0	3	2	0	3	1	0	1
<b>No Shows or Known LFU</b>	3	2	3	3	3	3	4	4	4
<b>Not Expected</b>	0	0	0	0	0	0	0	0	0
<b>Completed before RED or RE</b>	0	0	0	0	0	0	0	0	0
<b>Not Completed or Known LFU</b>	0	0	0	0	0	0	0	0	0
<b>Retention Among Expected</b>									
<b>Percent Retained or RE</b>	90%	93%	90%	90%	90%	90%	87%	87%	87%
<b>Percent LFU</b>	0%	3%	3%	10%	10%	10%	10%	13%	13%

RED: Retention Evaluation Date, RE: Active or Reached Endpoint, LFU: Lost to Follow-up