

Mother Enrollment Report: IDCRC21-0004
Data Through: 30NOV2023
Report Run: 01DEC2023
Total Mother Enrollment: 563
Table 1: Enrollment Progress

				Enrollment During Week Beginning On								
				31JUL22	07AUG22	14AUG22	21AUG22					
Site		First Enrollment Date	Enrollment Through 30JUL22					Total Weeks	Total Enrollment	Average Per Week	Slots	Slots Available
All Sites	Group 1 - Pregnant	06JUL21	310	0	0	0	0	26	310	11.9	750	440
	Group 2 - Postpartum	30JUL21	52	0	0	0	0	23	52	2.3	250	198
	Group 5 - Pregnant Participants with Boost	11NOV21	201	0	0	0	0	11	201	18.3	750	549
BCM VTEU	Group 1 - Pregnant	07JUL21	29	0	0	0	0	13	29	2.2	50	21
	Group 2 - Postpartum	02AUG21	9	0	0	0	0	6	9	1.5	12	3
	Group 5 - Pregnant Participants with Boost	22NOV21	15	0	0	0	0	7	15	2.1		
CHOP - Vanderbilt VTEU sub	Group 1 - Pregnant		0								100	100
	Group 2 - Postpartum	28SEP21	5	0	0	0	0	5	5	1.0	35	30
	Group 5 - Pregnant Participants with Boost	15NOV21	13	0	0	0	0	7	13	1.9		
Cincinnati VTEU	Group 1 - Pregnant	29OCT21	6	0	0	0	0	4	6	1.5	50	44
	Group 2 - Postpartum		0								12	12
	Group 5 - Pregnant Participants with Boost	16NOV21	21	0	0	0	0	8	21	2.6		
Emory VTEU	Group 1 - Pregnant	06JUL21	83	0	0	0	0	22	83	3.8	100	17
	Group 2 - Postpartum	30JUL21	13	0	0	0	0	9	13	1.4	35	22
	Group 5 - Pregnant Participants with Boost	11NOV21	26	0	0	0	0	10	26	2.6		
NYU VTEU - Brooklyn	Group 1 - Pregnant	23AUG21	32	0	0	0	0	11	32	2.9	50	18
	Group 2 - Postpartum		0								17	17
	Group 5 - Pregnant Participants with Boost	11NOV21	8	0	0	0	0	6	8	1.3		
New York - VTEU	Group 1 - Pregnant	13AUG21	25	0	0	0	0	12	25	2.1	50	25
	Group 2 - Postpartum	24SEP21	1	0	0	0	0	1	1	1.0	18	17
	Group 5 - Pregnant Participants with Boost	11NOV21	25	0	0	0	0	9	25	2.8		
Rochester VTEU	Group 1 - Pregnant	10AUG21	25	0	0	0	0	13	25	1.9	100	75
	Group 2 - Postpartum	21SEP21	7	0	0	0	0	6	7	1.2	35	28
	Group 5 - Pregnant Participants with Boost	23NOV21	56	0	0	0	0	9	56	6.2		
Seattle Children's - UW VTEU sub	Group 1 - Pregnant		0								100	100
	Group 2 - Postpartum		0								35	35

Enrollment is defined as submission of Enrollment eCRF. 14 enrolled mothers were determined to be ineligible and have been excluded.

Enrollment is capped at 200 per vaccine type for Group 1 - Pregnant Participants
Enrollment is capped at 65 per vaccine type for Group 2 - Postpartum Participants

Mother Enrollment Report: IDCRC21-0004
Data Through: 30NOV2023
Report Run: 01DEC2023
Total Mother Enrollment: 563
Table 1: Enrollment Progress

				Enrollment During Week Beginning On								
				31JUL22	07AUG22	14AUG22	21AUG22					
Site		First Enrollment Date	Enrollment Through 30JUL22					Total Weeks	Total Enrollment	Average Per Week	Slots	Slots Available
	Group 5 - Pregnant Participants with Boost		0									
UIC - SLU VTEU sub	Group 1 - Pregnant	04AUG21	25	0	0	0	0	13	25	1.9	50	25
	Group 2 - Postpartum	14AUG21	9	0	0	0	0	7	9	1.3	16	7
	Group 5 - Pregnant Participants with Boost	11NOV21	18	0	0	0	0	8	18	2.3		
UPMC Magee - UMB VTEU sub	Group 1 - Pregnant	21JUL21	85	0	0	0	0	14	85	6.1	100	15
	Group 2 - Postpartum	19AUG21	8	0	0	0	0	5	8	1.6	35	27
	Group 5 - Pregnant Participants with Boost	18NOV21	19	0	0	0	0	7	19	2.7		

Enrollment is defined as submission of Enrollment eCRF. 14 enrolled mothers were determined to be ineligible and have been excluded.

Enrollment is capped at 200 per vaccine type for Group 1 - Pregnant Participants
 Enrollment is capped at 65 per vaccine type for Group 2 - Postpartum Participants

Mother Enrollment Report: IDCRC21-0004
Data Through: 30NOV2023
Report Run: 01DEC2023
Total Mother Enrollment: 563
Table 2: Enrollment of Mother by Race

	Race																Total	
	American Indian/Alaskan Native		Asian		Black or African American		Native Hawaiian/Pacific Islander		White		Other		Multiracial		Unknown			
	n	%	n	%	n	%	n	%	n	%	n	%	n	%	n	%	N	%
BCM VTEU	0	0.0	6	11.3	5	9.4	0	0.0	41	77.4	1	1.9	0	0.0	0	0.0	53	9.4
CHOP - Vanderbilt VTEU sub	0	0.0	0	0.0	5	27.8	0	0.0	13	72.2	0	0.0	0	0.0	0	0.0	18	3.2
Cincinnati VTEU	0	0.0	2	7.4	0	0.0	0	0.0	25	92.6	0	0.0	0	0.0	0	0.0	27	4.8
Emory VTEU	0	0.0	6	4.9	36	29.5	0	0.0	74	60.7	3	2.5	3	2.5	0	0.0	122	21.7
NYU VTEU - Brooklyn	5	12.5	6	15.0	1	2.5	1	2.5	18	45.0	9	22.5	0	0.0	0	0.0	40	7.1
New York - VTEU	0	0.0	7	13.7	1	2.0	0	0.0	41	80.4	1	2.0	1	2.0	0	0.0	51	9.1
Rochester VTEU	0	0.0	3	3.4	6	6.8	0	0.0	76	86.4	0	0.0	3	3.4	0	0.0	88	15.6
Seattle Children's - UW VTEU sub	0	0	0	0	0	0	0	0	0	0	0	0	0	0	0	0	0	0.0
UIC - SLU VTEU sub	0	0.0	2	3.8	17	32.7	0	0.0	29	55.8	1	1.9	3	5.8	0	0.0	52	9.2
UPMC Magee - UMB VTEU sub	0	0.0	8	7.1	4	3.6	0	0.0	96	85.7	3	2.7	1	0.9	0	0.0	112	19.9
All Sites	5	0.9	40	7.1	75	13.3	1	0.2	413	73.4	18	3.2	11	2.0	0	0.0	563	100

Enrollment is defined as submission of Enrollment eCRF. 14 enrolled mothers were determined to be ineligible and have been excluded.

Mother Enrollment Report: IDCRC21-0004
Data Through: 30NOV2023
Report Run: 01DEC2023
Total Mother Enrollment: 563
Table 3: Enrollment of Mother by Ethnicity

	Ethnicity								Total	
	Hispanic or Latino		Not Hispanic or Latino		Not reported		Unknown			
	n	%	n	%	n	%	n	%	N	%
BCM VTEU	11	20.8	42	79.2	0	0.0	0	0.0	53	9.4
CHOP - Vanderbilt VTEU sub	0	0.0	18	100	0	0.0	0	0.0	18	3.2
Cincinnati VTEU	1	3.7	26	96.3	0	0.0	0	0.0	27	4.8
Emory VTEU	8	6.6	114	93.4	0	0.0	0	0.0	122	21.7
NYU VTEU - Brooklyn	17	42.5	23	57.5	0	0.0	0	0.0	40	7.1
New York - VTEU	5	9.8	46	90.2	0	0.0	0	0.0	51	9.1
Rochester VTEU	4	4.5	83	94.3	1	1.1	0	0.0	88	15.6
Seattle Children's - UW VTEU sub	0	0	0	0	0	0	0	0	0	0.0
UIC - SLU VTEU sub	22	42.3	30	57.7	0	0.0	0	0.0	52	9.2
UPMC Magee - UMB VTEU sub	2	1.8	110	98.2	0	0.0	0	0.0	112	19.9
All Sites	70	12.4	492	87.4	1	0.2	0	0.0	563	100

Enrollment is defined as submission of Enrollment eCRF. 14 enrolled mothers were determined to be ineligible and have been excluded.

Mother Enrollment Report: IDCRC21-0004
Data Through: 30NOV2023
Report Run: 01DEC2023
Total Mother Enrollment: 563
Table 4: Enrollment of Mother by Group

	Group						Total	
	Group 1 - Pregnant		Group 2 - Postpartum		Group 5 - Pregnant Participants with Boost			
	n	%	n	%	n	%	N	%
BCM VTEU	29	54.7	9	17.0	15	28.3	53	9.4
CHOP - Vanderbilt VTEU sub	0	0.0	5	27.8	13	72.2	18	3.2
Cincinnati VTEU	6	22.2	0	0.0	21	77.8	27	4.8
Emory VTEU	83	68.0	13	10.7	26	21.3	122	21.7
NYU VTEU - Brooklyn	32	80.0	0	0.0	8	20.0	40	7.1
New York - VTEU	25	49.0	1	2.0	25	49.0	51	9.1
Rochester VTEU	25	28.4	7	8.0	56	63.6	88	15.6
Seattle Children's - UW VTEU sub	0	0	0	0	0	0	0	0.0
UIC - SLU VTEU sub	25	48.1	9	17.3	18	34.6	52	9.2
UPMC Magee - UMB VTEU sub	85	75.9	8	7.1	19	17.0	112	19.9
All Sites	310	55.1	52	9.2	201	35.7	563	100

Enrollment is defined as submission of Enrollment eCRF. 14 enrolled mothers were determined to be ineligible and have been excluded.

Mother Enrollment Report: IDCRC21-0004

Data Through: 30NOV2023

Report Run: 01DEC2023

Total Mother Enrollment: 563

Table 5: Enrollment of Group 1 - Pregnant Participants by Trimester

	Trimester								Total	
	First Trimester (0 - 13 Weeks)		Second Trimester (14 - 26 Weeks)		Third Trimester (27 - 40+ Weeks)		missing			
	n	%	n	%	n	%	n	%	N	%
BCM VTEU	0	0.0	3	10.3	26	89.7	0	0.0	29	9.4
CHOP - Vanderbilt VTEU sub	0	0	0	0	0	0	0	0	0	0.0
Cincinnati VTEU	0	0.0	0	0.0	6	100	0	0.0	6	1.9
Emory VTEU	3	3.6	8	9.6	72	86.7	0	0.0	83	26.8
NYU VTEU - Brooklyn	0	0.0	6	18.8	26	81.3	0	0.0	32	10.3
New York - VTEU	0	0.0	4	16.0	21	84.0	0	0.0	25	8.1
Rochester VTEU	0	0.0	4	16.0	21	84.0	0	0.0	25	8.1
Seattle Children's - UW VTEU sub	0	0	0	0	0	0	0	0	0	0.0
UIC - SLU VTEU sub	1	4.0	4	16.0	20	80.0	0	0.0	25	8.1
UPMC Magee - UMB VTEU sub	1	1.2	4	4.7	80	94.1	0	0.0	85	27.4
All Sites	5	1.6	33	10.6	272	87.7	0	0.0	310	100

Enrollment is defined as submission of Enrollment eCRF. 14 enrolled mothers were determined to be ineligible and have been excluded.

Mother Enrollment Report: IDCRC21-0004

Data Through: 30NOV2023

Report Run: 01DEC2023

Total Mother Enrollment: 563

Table 6: First Dose Vaccination of Group 1 - Pregnant Participants by Trimester

	Trimester								Total	
	First Trimester (0 - 13 Weeks)		Second Trimester (14 - 26 Weeks)		Third Trimester (27 - 40+ Weeks)		missing			
	n	%	n	%	n	%	n	%	N	%
BCM VTEU	20	69.0	6	20.7	3	10.3	0	0.0	29	9.4
CHOP - Vanderbilt VTEU sub	0	0	0	0	0	0	0	0	0	0.0
Cincinnati VTEU	1	16.7	4	66.7	1	16.7	0	0.0	6	1.9
Emory VTEU	46	55.4	29	34.9	8	9.6	0	0.0	83	26.8
NYU VTEU - Brooklyn	16	50.0	11	34.4	5	15.6	0	0.0	32	10.3
New York - VTEU	15	60.0	10	40.0	0	0.0	0	0.0	25	8.1
Rochester VTEU	11	44.0	11	44.0	3	12.0	0	0.0	25	8.1
Seattle Children's - UW VTEU sub	0	0	0	0	0	0	0	0	0	0.0
UIC - SLU VTEU sub	13	52.0	5	20.0	5	20.0	2	8.0	25	8.1
UPMC Magee - UMB VTEU sub	47	55.3	24	28.2	14	16.5	0	0.0	85	27.4
All Sites	169	54.5	100	32.3	39	12.6	2	0.6	310	100

Enrollment is defined as submission of Enrollment eCRF. 14 enrolled mothers were determined to be ineligible and have been excluded.

Mother Enrollment Report: IDCRC21-0004

Data Through: 30NOV2023

Report Run: 01DEC2023

Total Mother Enrollment: 563

Table 7: Second Dose Vaccination of Group 1 - Pregnant Participants by Trimester

	Trimester								Total	
	First Trimester (0 - 13 Weeks)		Second Trimester (14 - 26 Weeks)		Third Trimester (27 - 40+ Weeks)		missing			
	n	%	n	%	n	%	n	%	N	%
BCM VTEU	10	34.5	14	48.3	4	13.8	1	3.4	29	9.4
CHOP - Vanderbilt VTEU sub	0	0	0	0	0	0	0	0	0	0.0
Cincinnati VTEU	0	0.0	4	66.7	2	33.3	0	0.0	6	1.9
Emory VTEU	21	25.3	49	59.0	11	13.3	2	2.4	83	26.8
NYU VTEU - Brooklyn	11	34.4	14	43.8	7	21.9	0	0.0	32	10.3
New York - VTEU	10	40.0	14	56.0	1	4.0	0	0.0	25	8.1
Rochester VTEU	8	32.0	8	32.0	8	32.0	1	4.0	25	8.1
Seattle Children's - UW VTEU sub	0	0	0	0	0	0	0	0	0	0.0
UIC - SLU VTEU sub	6	24.0	9	36.0	6	24.0	4	16.0	25	8.1
UPMC Magee - UMB VTEU sub	31	36.5	34	40.0	20	23.5	0	0.0	85	27.4
All Sites	97	31.3	146	47.1	59	19.0	8	2.6	310	100

Enrollment is defined as submission of Enrollment eCRF. 14 enrolled mothers were determined to be ineligible and have been excluded.

Mother Enrollment Report: IDCRC21-0004

Data Through: 30NOV2023

Report Run: 01DEC2023

Total Mother Enrollment: 563

Table 8: Enrollment of Group 5 - Pregnant Participants with Boost by Trimester

	Trimester								Total	
	First Trimester (0 - 13 Weeks)		Second Trimester (14 - 26 Weeks)		Third Trimester (27 - 40+ Weeks)		missing			
	n	%	n	%	n	%	n	%	N	%
BCM VTEU	0	0.0	5	33.3	10	66.7	0	0.0	15	7.5
CHOP - Vanderbilt VTEU sub	0	0.0	4	30.8	9	69.2	0	0.0	13	6.5
Cincinnati VTEU	0	0.0	11	52.4	10	47.6	0	0.0	21	10.4
Emory VTEU	1	3.8	7	26.9	18	69.2	0	0.0	26	12.9
NYU VTEU - Brooklyn	0	0.0	1	12.5	7	87.5	0	0.0	8	4.0
New York - VTEU	0	0.0	8	32.0	17	68.0	0	0.0	25	12.4
Rochester VTEU	2	3.6	22	39.3	32	57.1	0	0.0	56	27.9
Seattle Children's - UW VTEU sub	0	0	0	0	0	0	0	0	0	0.0
UIC - SLU VTEU sub	0	0.0	8	44.4	10	55.6	0	0.0	18	9.0
UPMC Magee - UMB VTEU sub	0	0.0	8	42.1	11	57.9	0	0.0	19	9.5
All Sites	3	1.5	74	36.8	124	61.7	0	0.0	201	100

Enrollment is defined as submission of Enrollment eCRF. 14 enrolled mothers were determined to be ineligible and have been excluded.

Mother Enrollment Report: IDCRC21-0004

Data Through: 30NOV2023

Report Run: 01DEC2023

Total Mother Enrollment: 563

Table 9: Booster Vaccination of Group 5 - Pregnant Participants by Trimester

	Trimester								Total	
	First Trimester (0 - 13 Weeks)		Second Trimester (14 - 26 Weeks)		Third Trimester (27 - 40+ Weeks)		missing			
	n	%	n	%	n	%	n	%	N	%
BCM VTEU	2	13.3	12	80.0	1	6.7	0	0.0	15	7.5
CHOP - Vanderbilt VTEU sub	1	7.7	9	69.2	3	23.1	0	0.0	13	6.5
Cincinnati VTEU	5	23.8	10	47.6	6	28.6	0	0.0	21	10.4
Emory VTEU	3	11.5	9	34.6	14	53.8	0	0.0	26	12.9
NYU VTEU - Brooklyn	1	12.5	2	25.0	5	62.5	0	0.0	8	4.0
New York - VTEU	0	0.0	14	56.0	11	44.0	0	0.0	25	12.4
Rochester VTEU	9	16.1	27	48.2	18	32.1	2	3.6	56	27.9
Seattle Children's - UW VTEU sub	0	0	0	0	0	0	0	0	0	0.0
UIC - SLU VTEU sub	1	5.6	10	55.6	7	38.9	0	0.0	18	9.0
UPMC Magee - UMB VTEU sub	4	21.1	9	47.4	6	31.6	0	0.0	19	9.5
All Sites	26	12.9	102	50.7	71	35.3	2	1.0	201	100

Enrollment is defined as submission of Enrollment eCRF. 14 enrolled mothers were determined to be ineligible and have been excluded.

Mother Enrollment Report: IDCRC21-0004

Data Through: 30NOV2023

Report Run: 01DEC2023

Total Mother Enrollment: 563

Table 10: Booster Vaccination of Group 5 - Pregnant Participants by Booster Vaccine

	Vaccine														Total	
	Pfizer-BioNTech		Moderna		Johnson & Johnson		AstraZeneca		Novavax		Other		Unknown			
	n	%	n	%	n	%	n	%	n	%	n	%	n	%	N	%
BCM VTEU	14	93.3	1	6.7	0	0.0	0	0.0	0	0.0	0	0.0	0	0.0	15	7.5
CHOP - Vanderbilt VTEU sub	7	53.8	6	46.2	0	0.0	0	0.0	0	0.0	0	0.0	0	0.0	13	6.5
Cincinnati VTEU	11	52.4	10	47.6	0	0.0	0	0.0	0	0.0	0	0.0	0	0.0	21	10.4
Emory VTEU	14	53.8	10	38.5	2	7.7	0	0.0	0	0.0	0	0.0	0	0.0	26	12.9
NYU VTEU - Brooklyn	5	62.5	3	37.5	0	0.0	0	0.0	0	0.0	0	0.0	0	0.0	8	4.0
New York - VTEU	19	76.0	6	24.0	0	0.0	0	0.0	0	0.0	0	0.0	0	0.0	25	12.4
Rochester VTEU	35	62.5	19	33.9	0	0.0	0	0.0	0	0.0	0	0.0	2	3.6	56	27.9
Seattle Children's - UW VTEU sub	0	0	0	0	0	0	0	0	0	0	0	0	0	0	0	0.0
UIC - SLU VTEU sub	18	100	0	0.0	0	0.0	0	0.0	0	0.0	0	0.0	0	0.0	18	9.0
UPMC Magee - UMB VTEU sub	17	89.5	2	10.5	0	0.0	0	0.0	0	0.0	0	0.0	0	0.0	19	9.5
All Sites	140	69.7	57	28.4	2	1.0	0	0.0	0	0.0	0	0.0	2	1.0	201	100

Enrollment is defined as submission of Enrollment eCRF. 14 enrolled mothers were determined to be ineligible and have been excluded.

Mother Enrollment Report: IDCRC21-0004
Data Through: 30NOV2023
Report Run: 01DEC2023
Total Mother Enrollment: 563
Table 11: Group 5 Primary Vaccination / Booster

Primary Vaccination / Booster	n	%
Pfizer-BioNTech / Pfizer-BioNTech	131	65.2
Pfizer-BioNTech / Moderna	9	4.5
Pfizer-BioNTech / Johnson & Johnson	0	0.0
Pfizer-BioNTech / Unknown	1	0.5
Moderna / Pfizer-BioNTech	5	2.5
Moderna / Moderna	47	23.4
Moderna / Johnson & Johnson	0	0.0
Moderna / Unknown	1	0.5
Johnson & Johnson / Pfizer-BioNTech	4	2.0
Johnson & Johnson / Moderna	1	0.5
Johnson & Johnson / Johnson & Johnson	2	1.0
Johnson & Johnson / Unknown	0	0.0
Unknown / Pfizer-BioNTech	0	0.0
Unknown / Moderna	0	0.0
Unknown / Johnson & Johnson	0	0.0
Unknown / Unknown	0	0.0
All	201	100

Enrollment is defined as submission of Enrollment eCRF. 14 enrolled mothers were determined to be ineligible and have been excluded.

Mother Enrollment Report: IDCRC21-0004

Data Through: 30NOV2023

Report Run: 01DEC2023

Total Mother Enrollment: 563

Table 12: Enrollment of Mother by Group and Vaccine Status

Site/Group		Vaccination Status						Total	
		pre-vaccination		post-vaccination		Unknown			
		n	%	n	%	n	%	N	%
BCM VTEU	Group 1 - Pregnant	3	10.3	26	89.7	0	0.0	29	5.2
	Group 2 - Postpartum	7	77.8	2	22.2	0	0.0	9	1.6
	Group 5 - Pregnant Participants with Boost	0	0.0	15	100	0	0.0	15	2.7
	Total	10	18.9	43	81.1	0	0.0	53	9.4
CHOP - Vanderbilt VTEU sub	Group 1 - Pregnant	0	0	0	0	0	0	0	0.0
	Group 2 - Postpartum	5	100	0	0.0	0	0.0	5	0.9
	Group 5 - Pregnant Participants with Boost	0	0.0	13	100	0	0.0	13	2.3
	Total	5	27.8	13	72.2	0	0.0	18	3.2
Cincinnati VTEU	Group 1 - Pregnant	0	0.0	6	100	0	0.0	6	1.1
	Group 2 - Postpartum	0	0	0	0	0	0	0	0.0
	Group 5 - Pregnant Participants with Boost	1	4.8	20	95.2	0	0.0	21	3.7
	Total	1	3.7	26	96.3	0	0.0	27	4.8
Emory VTEU	Group 1 - Pregnant	7	8.4	76	91.6	0	0.0	83	14.7
	Group 2 - Postpartum	4	30.8	9	69.2	0	0.0	13	2.3
	Group 5 - Pregnant Participants with Boost	3	11.5	23	88.5	0	0.0	26	4.6
	Total	14	11.5	108	88.5	0	0.0	122	21.7
NYU VTEU - Brooklyn	Group 1 - Pregnant	0	0.0	32	100	0	0.0	32	5.7
	Group 2 - Postpartum	0	0	0	0	0	0	0	0.0
	Group 5 - Pregnant Participants with Boost	3	37.5	5	62.5	0	0.0	8	1.4
	Total	3	7.5	37	92.5	0	0.0	40	7.1
New York - VTEU	Group 1 - Pregnant	0	0.0	25	100	0	0.0	25	4.4
	Group 2 - Postpartum	0	0.0	1	100	0	0.0	1	0.2
	Group 5 - Pregnant Participants with Boost	6	24.0	19	76.0	0	0.0	25	4.4
	Total	6	11.8	45	88.2	0	0.0	51	9.1

(Continued)

Enrollment is defined as submission of Enrollment eCRF. 14 enrolled mothers were determined to be ineligible and have been excluded.

Mother Enrollment Report: IDCRC21-0004

Data Through: 30NOV2023

Report Run: 01DEC2023

Total Mother Enrollment: 563

Table 12: Enrollment of Mother by Group and Vaccine Status

Site/Group		Vaccination Status						Total	
		pre-vaccination		post-vaccination		Unknown			
		n	%	n	%	n	%	N	%
Rochester VTEU	Group 1 - Pregnant	2	8.0	23	92.0	0	0.0	25	4.4
	Group 2 - Postpartum	6	85.7	1	14.3	0	0.0	7	1.2
	Group 5 - Pregnant Participants with Boost	6	10.7	50	89.3	0	0.0	56	9.9
	Total	14	15.9	74	84.1	0	0.0	88	15.6
Seattle Children's - UW VTEU sub	Group 1 - Pregnant	0	0	0	0	0	0	0	0.0
	Group 2 - Postpartum	0	0	0	0	0	0	0	0.0
	Group 5 - Pregnant Participants with Boost	0	0	0	0	0	0	0	0.0
	Total	0	0	0	0	0	0	0	0.0
UIC - SLU VTEU sub	Group 1 - Pregnant	5	20.0	20	80.0	0	0.0	25	4.4
	Group 2 - Postpartum	9	100	0	0.0	0	0.0	9	1.6
	Group 5 - Pregnant Participants with Boost	0	0.0	18	100	0	0.0	18	3.2
	Total	14	26.9	38	73.1	0	0.0	52	9.2
UPMC Magee - UMB VTEU sub	Group 1 - Pregnant	2	2.4	83	97.6	0	0.0	85	15.1
	Group 2 - Postpartum	4	50.0	4	50.0	0	0.0	8	1.4
	Group 5 - Pregnant Participants with Boost	0	0.0	19	100	0	0.0	19	3.4
	Total	6	5.4	106	94.6	0	0.0	112	19.9
All Groups	Group 1 - Pregnant	19	6.1	291	93.9	0	0.0	310	55.1
	Group 2 - Postpartum	35	67.3	17	32.7	0	0.0	52	9.2
	Group 5 - Pregnant Participants with Boost	19	9.5	182	90.5	0	0.0	201	35.7
	Total	73	13.0	490	87.0	0	0.0	563	100
All Sites		73	13.0	490	87.0	0	0.0	563	100

Enrollment is defined as submission of Enrollment eCRF. 14 enrolled mothers were determined to be ineligible and have been excluded.

Mother Enrollment Report: IDCRC21-0004

Data Through: 30NOV2023

Report Run: 01DEC2023

Total Mother Enrollment: 563

Table 13: Enrollment of Groups 1 and 2 by Primary Vaccine

	Vaccine														Total	
	Pfizer-BioNTech		Moderna		Johnson & Johnson		AstraZeneca		Novavax		Other		Unknown			
	n	%	n	%	n	%	n	%	n	%	n	%	n	%	N	%
BCM VTEU	28	73.7	7	18.4	2	5.3	0	0.0	0	0.0	0	0.0	1	2.6	38	10.5
CHOP - Vanderbilt VTEU sub	0	0.0	3	60.0	0	0.0	0	0.0	0	0.0	0	0.0	2	40.0	5	1.4
Cincinnati VTEU	2	33.3	4	66.7	0	0.0	0	0.0	0	0.0	0	0.0	0	0.0	6	1.7
Emory VTEU	63	65.6	27	28.1	4	4.2	0	0.0	0	0.0	0	0.0	2	2.1	96	26.5
NYU VTEU - Brooklyn	20	62.5	11	34.4	1	3.1	0	0.0	0	0.0	0	0.0	0	0.0	32	8.8
New York - VTEU	22	84.6	4	15.4	0	0.0	0	0.0	0	0.0	0	0.0	0	0.0	26	7.2
Rochester VTEU	20	62.5	8	25.0	2	6.3	0	0.0	0	0.0	0	0.0	2	6.3	32	8.8
Seattle Children's - UW VTEU sub	0	0	0	0	0	0	0	0	0	0	0	0	0	0	0	0.0
UIC - SLU VTEU sub	18	52.9	10	29.4	2	5.9	0	0.0	0	0.0	0	0.0	4	11.8	34	9.4
UPMC Magee - UMB VTEU sub	55	59.1	35	37.6	3	3.2	0	0.0	0	0.0	0	0.0	0	0.0	93	25.7
All Sites	228	63.0	109	30.1	14	3.9	0	0.0	0	0.0	0	0.0	11	3.0	362	100

Enrollment is defined as submission of Enrollment eCRF. 14 enrolled mothers were determined to be ineligible and have been excluded.

Mother Enrollment Report: IDCRC21-0004
Data Through: 30NOV2023
Report Run: 01DEC2023
Total Mother Enrollment: 563
Table 14: Enrollment of Mother by Group and Vaccine

Site/Group		Vaccine*																Total	
		Pfizer-BioNTech		Moderna		Johnson & Johnson		AstraZeneca		Novavax		Other		Unknown-pre-vaccination		Unknown-post-vaccination			
		n	%	n	%	n	%	n	%	n	%	n	%	n	%	n	%		
BCM VTEU	Group 1 - Pregnant	21	72.4	6	20.7	2	6.9	0	0.0	0	0.0	0	0.0	0	0.0	0	0.0	29	5.2
	Group 2 - Postpartum	7	77.8	1	11.1	0	0.0	0	0.0	0	0.0	0	0.0	1	11.1	0	0.0	9	1.6
	Group 5 - Pregnant Participants with Boost	14	93.3	1	6.7	0	0.0	0	0.0	0	0.0	0	0.0	0	0.0	0	0.0	15	2.7
	Total	42	79.2	8	15.1	2	3.8	0	0.0	0	0.0	0	0.0	1	1.9	0	0.0	53	9.4
CHOP - Vanderbilt VTEU sub	Group 1 - Pregnant	0	0	0	0	0	0	0	0	0	0	0	0	0	0	0	0	0	0.0
	Group 2 - Postpartum	0	0.0	3	60.0	0	0.0	0	0.0	0	0.0	0	0.0	2	40.0	0	0.0	5	0.9
	Group 5 - Pregnant Participants with Boost	7	53.8	6	46.2	0	0.0	0	0.0	0	0.0	0	0.0	0	0.0	0	0.0	13	2.3
	Total	7	38.9	9	50.0	0	0.0	0	0.0	0	0.0	0	0.0	2	11.1	0	0.0	18	3.2
Cincinnati VTEU	Group 1 - Pregnant	2	33.3	4	66.7	0	0.0	0	0.0	0	0.0	0	0.0	0	0.0	0	0.0	6	1.1
	Group 2 - Postpartum	0	0	0	0	0	0	0	0	0	0	0	0	0	0	0	0	0	0.0
	Group 5 - Pregnant Participants with Boost	11	52.4	10	47.6	0	0.0	0	0.0	0	0.0	0	0.0	0	0.0	0	0.0	21	3.7
	Total	13	48.1	14	51.9	0	0.0	0	0.0	0	0.0	0	0.0	0	0.0	0	0.0	27	4.8
Emory VTEU	Group 1 - Pregnant	54	65.1	25	30.1	4	4.8	0	0.0	0	0.0	0	0.0	0	0.0	0	0.0	83	14.7
	Group 2 - Postpartum	9	69.2	2	15.4	0	0.0	0	0.0	0	0.0	0	0.0	2	15.4	0	0.0	13	2.3
	Group 5 - Pregnant Participants with Boost	14	53.8	10	38.5	2	7.7	0	0.0	0	0.0	0	0.0	0	0.0	0	0.0	26	4.6
	Total	77	63.1	37	30.3	6	4.9	0	0.0	0	0.0	0	0.0	2	1.6	0	0.0	122	21.7
NYU VTEU - Brooklyn	Group 1 - Pregnant	20	62.5	11	34.4	1	3.1	0	0.0	0	0.0	0	0.0	0	0.0	0	0.0	32	5.7
	Group 2 - Postpartum	0	0	0	0	0	0	0	0	0	0	0	0	0	0	0	0	0	0.0
	Group 5 - Pregnant Participants with Boost	5	62.5	3	37.5	0	0.0	0	0.0	0	0.0	0	0.0	0	0.0	0	0.0	8	1.4
	Total	25	62.5	14	35.0	1	2.5	0	0.0	0	0.0	0	0.0	0	0.0	0	0.0	40	7.1

(Continued)

Enrollment is defined as submission of Enrollment eCRF. 14 enrolled mothers were determined to be ineligible and have been excluded.

*Groups 1 and 2 Primary Vaccine, Group 5 Booster Vaccine

Mother Enrollment Report: IDCRC21-0004
Data Through: 30NOV2023
Report Run: 01DEC2023
Total Mother Enrollment: 563
Table 14: Enrollment of Mother by Group and Vaccine

Site/Group		Vaccine*																Total	
		Pfizer-BioNTech		Moderna		Johnson & Johnson		AstraZeneca		Novavax		Other		Unknown-pre-vaccination		Unknown-post-vaccination			
		n	%	n	%	n	%	n	%	n	%	n	%	n	%	n	%		
New York - VTEU	Group 1 - Pregnant	21	84.0	4	16.0	0	0.0	0	0.0	0	0.0	0	0.0	0	0.0	0	0.0	25	4.4
	Group 2 - Postpartum	1	100	0	0.0	0	0.0	0	0.0	0	0.0	0	0.0	0	0.0	0	0.0	1	0.2
	Group 5 - Pregnant Participants with Boost	19	76.0	6	24.0	0	0.0	0	0.0	0	0.0	0	0.0	0	0.0	0	0.0	25	4.4
	Total	41	80.4	10	19.6	0	0.0	0	0.0	0	0.0	0	0.0	0	0.0	0	0.0	51	9.1
Rochester VTEU	Group 1 - Pregnant	16	64.0	7	28.0	2	8.0	0	0.0	0	0.0	0	0.0	0	0.0	0	0.0	25	4.4
	Group 2 - Postpartum	4	57.1	1	14.3	0	0.0	0	0.0	0	0.0	0	0.0	2	28.6	0	0.0	7	1.2
	Group 5 - Pregnant Participants with Boost	35	62.5	19	33.9	0	0.0	0	0.0	0	0.0	0	0.0	2	3.6	0	0.0	56	9.9
	Total	55	62.5	27	30.7	2	2.3	0	0.0	0	0.0	0	0.0	4	4.5	0	0.0	88	15.6
Seattle Children's - UW VTEU sub	Group 1 - Pregnant	0	0	0	0	0	0	0	0	0	0	0	0	0	0	0	0	0	0.0
	Group 2 - Postpartum	0	0	0	0	0	0	0	0	0	0	0	0	0	0	0	0	0	0.0
	Group 5 - Pregnant Participants with Boost	0	0	0	0	0	0	0	0	0	0	0	0	0	0	0	0	0	0.0
	Total	0	0	0	0	0	0	0	0	0	0	0	0	0	0	0	0	0	0.0
UIC - SLU VTEU sub	Group 1 - Pregnant	11	44.0	10	40.0	2	8.0	0	0.0	0	0.0	0	0.0	2	8.0	0	0.0	25	4.4
	Group 2 - Postpartum	7	77.8	0	0.0	0	0.0	0	0.0	0	0.0	0	0.0	2	22.2	0	0.0	9	1.6
	Group 5 - Pregnant Participants with Boost	18	100	0	0.0	0	0.0	0	0.0	0	0.0	0	0.0	0	0.0	0	0.0	18	3.2
	Total	36	69.2	10	19.2	2	3.8	0	0.0	0	0.0	0	0.0	4	7.7	0	0.0	52	9.2
UPMC Magee - UMB VTEU sub	Group 1 - Pregnant	48	56.5	35	41.2	2	2.4	0	0.0	0	0.0	0	0.0	0	0.0	0	0.0	85	15.1
	Group 2 - Postpartum	7	87.5	0	0.0	1	12.5	0	0.0	0	0.0	0	0.0	0	0.0	0	0.0	8	1.4
	Group 5 - Pregnant Participants with Boost	17	89.5	2	10.5	0	0.0	0	0.0	0	0.0	0	0.0	0	0.0	0	0.0	19	3.4
	Total	72	64.3	37	33.0	3	2.7	0	0.0	0	0.0	0	0.0	0	0.0	0	0.0	112	19.9

(Continued)

Enrollment is defined as submission of Enrollment eCRF. 14 enrolled mothers were determined to be ineligible and have been excluded.

*Groups 1 and 2 Primary Vaccine, Group 5 Booster Vaccine

Mother Enrollment Report: IDCRC21-0004
Data Through: 30NOV2023
Report Run: 01DEC2023
Total Mother Enrollment: 563
Table 14: Enrollment of Mother by Group and Vaccine

Site/Group		Vaccine*																Total	
		Pfizer-BioNTech		Moderna		Johnson & Johnson		AstraZeneca		Novavax		Other		Unknown-pre-vaccination		Unknown-post-vaccination			
		n	%	n	%	n	%	n	%	n	%	n	%	n	%	n	%		
All Groups	Group 1 - Pregnant	193	62.3	102	32.9	13	4.2	0	0.0	0	0.0	0	0.0	2	0.6	0	0.0	310	55.1
	Group 2 - Postpartum	35	67.3	7	13.5	1	1.9	0	0.0	0	0.0	0	0.0	9	17.3	0	0.0	52	9.2
	Group 5 - Pregnant Participants with Boost	140	69.7	57	28.4	2	1.0	0	0.0	0	0.0	0	0.0	2	1.0	0	0.0	201	35.7
	Total	368	65.4	166	29.5	16	2.8	0	0.0	0	0.0	0	0.0	13	2.3	0	0.0	563	100
All Sites		368	65.4	166	29.5	16	2.8	0	0.0	0	0.0	0	0.0	13	2.3	0	0.0	563	100

Enrollment is defined as submission of Enrollment eCRF. 14 enrolled mothers were determined to be ineligible and have been excluded.

*Groups 1 and 2 Primary Vaccine, Group 5 Booster Vaccine

Figure 1: IDCRC21-0004 Group 1 - Pregnant Participants Enrollment by Week

Target Enrollment: 750 Total Enrollment: 310
First Enrollment: 06JUL2021 Last Enrollment: 31JAN2022
Report created 01DEC2023 on data entered 30NOV2023

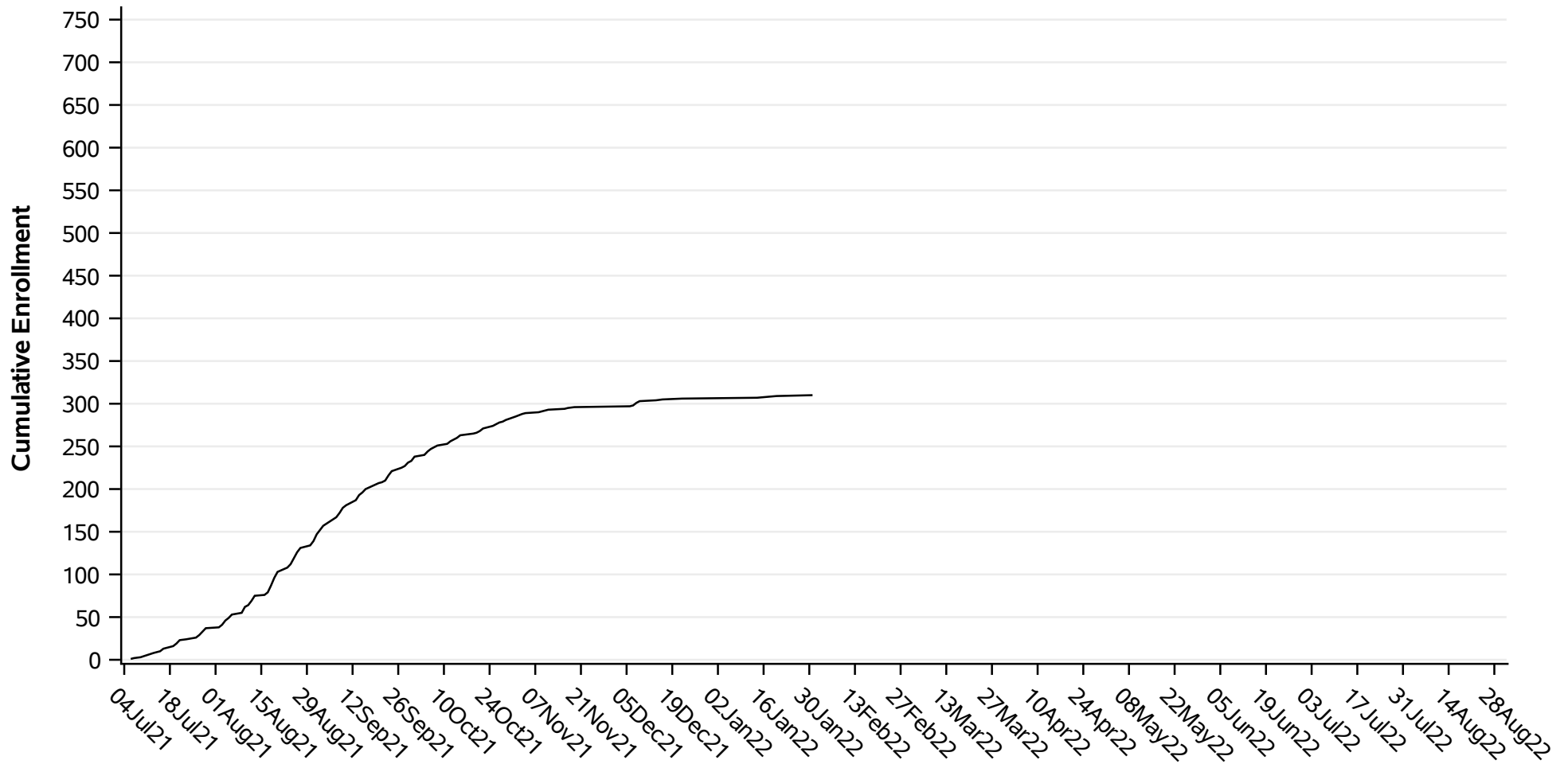


Figure 2: IDCRC21-0004 Group 2 - Postpartum Participants Enrollment by Week

Target Enrollment: 250 Total Enrollment: 52
First Enrollment: 30JUL2021 Last Enrollment: 31JAN2022
Report created 01DEC2023 on data entered 30NOV2023

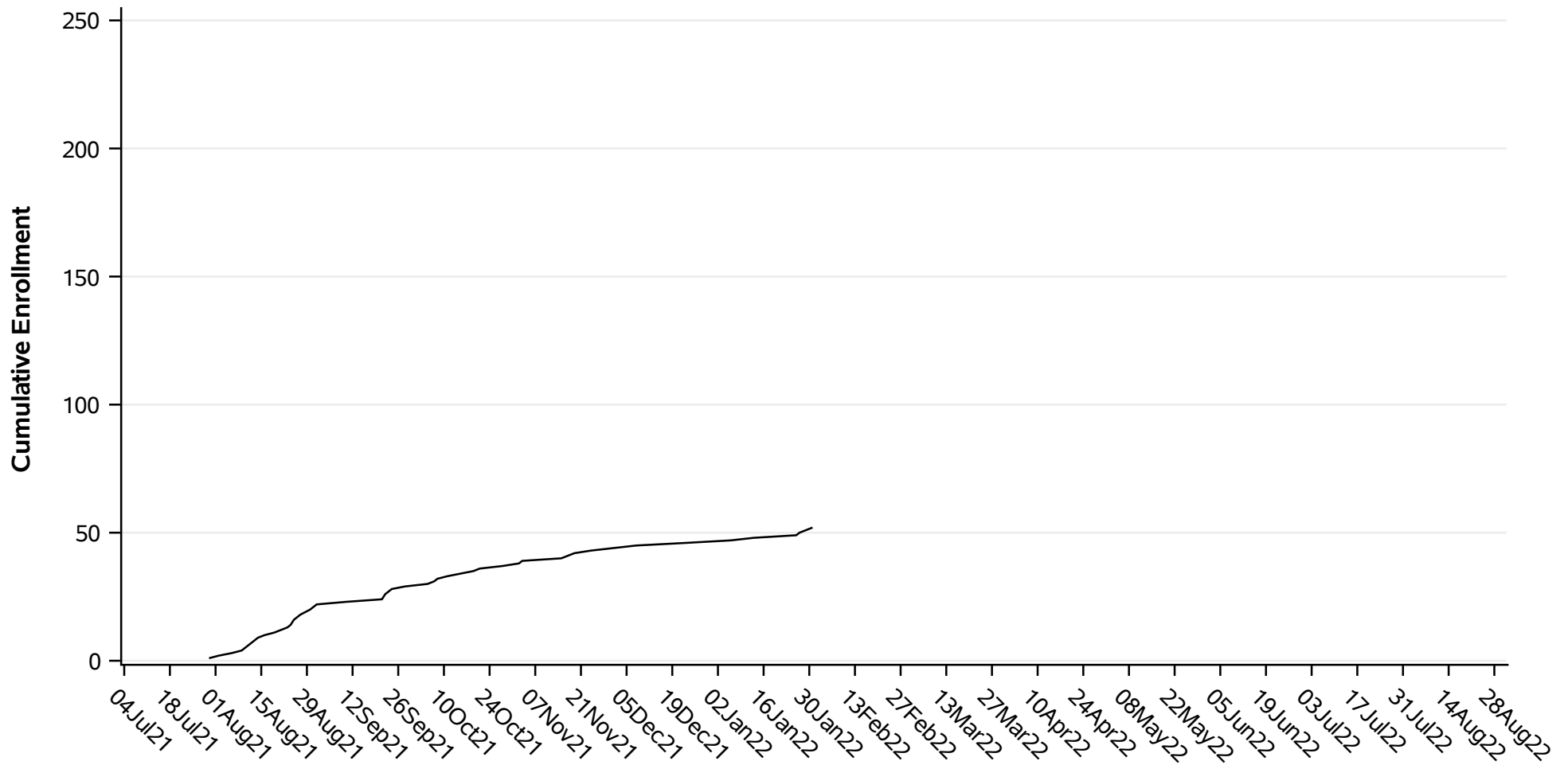


Figure 3: IDCRC21-0004 Group 5 - Pregnant Participants with Boost Enrollment by Week

Target Enrollment: 750 Total Enrollment: 201
First Enrollment: 11NOV2021 Last Enrollment: 19JAN2022
Report created 01DEC2023 on data entered 30NOV2023

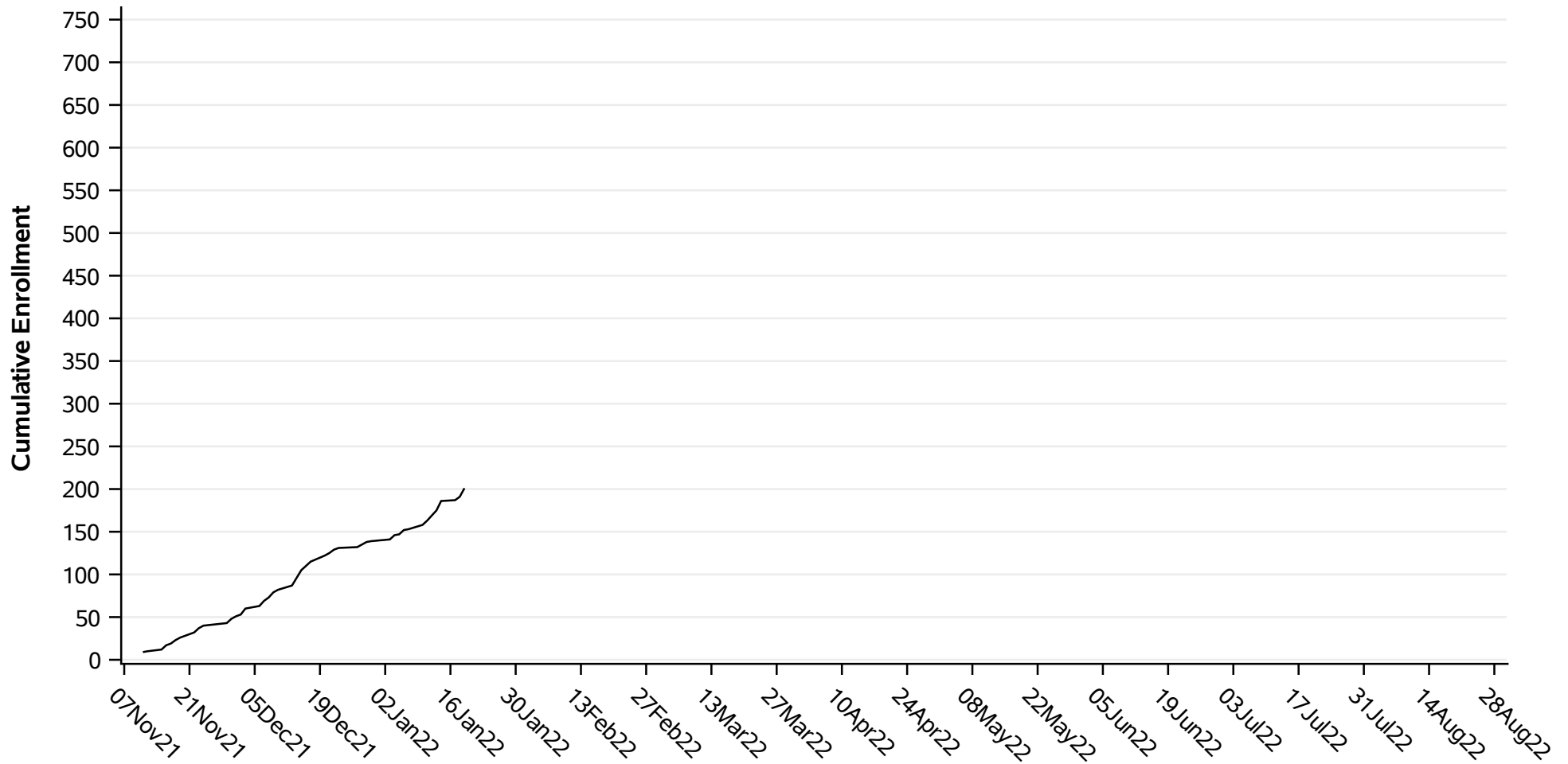
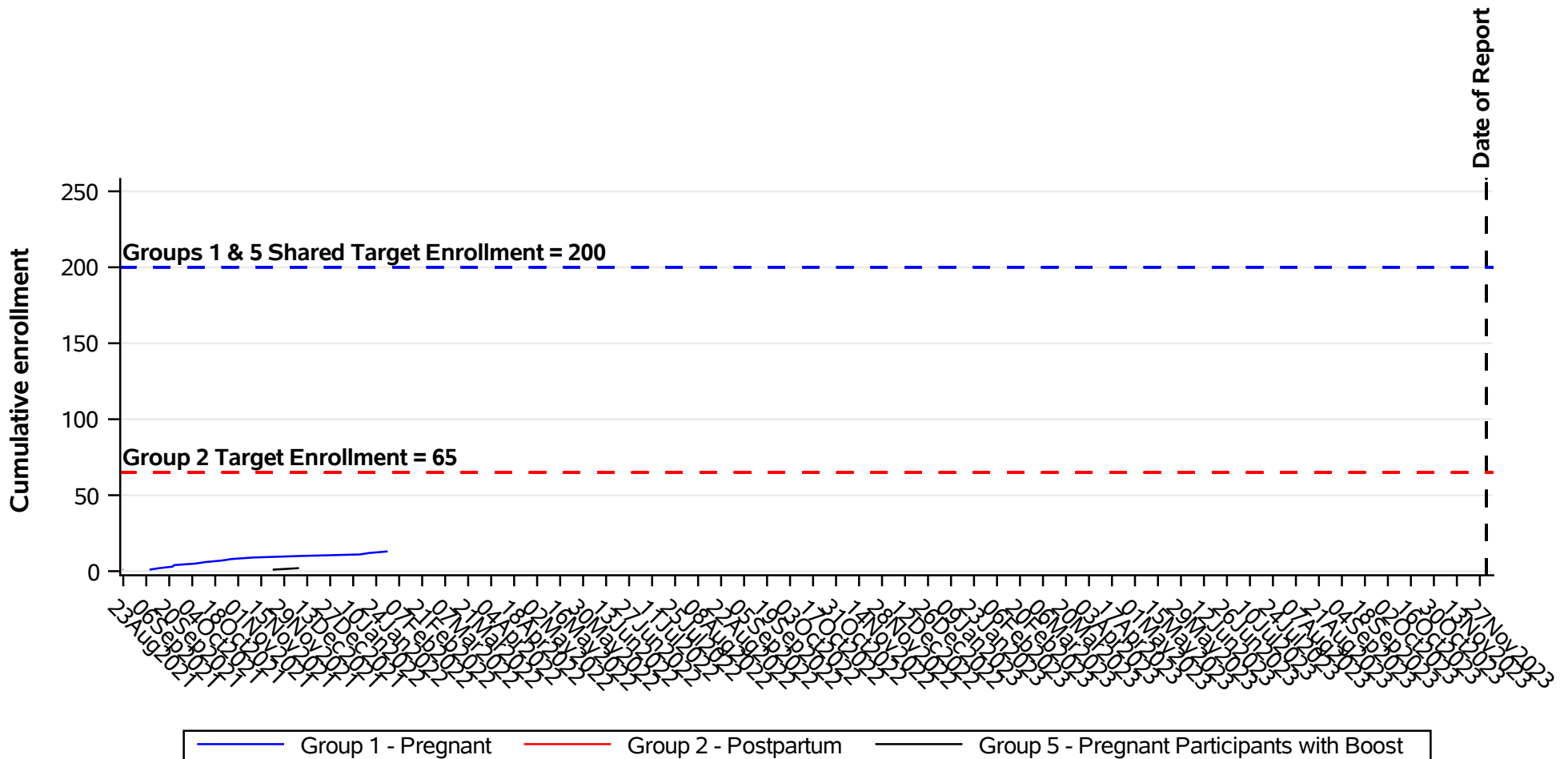


Figure 4: IDCRC21-0004 JOHNSON & JOHNSON Enrollment by Week

Target Enrollment: 265 Total Enrollment: 16
 Report created 01DEC2023 on data entered 30NOV2023

Group 1 - Pregnant			
First Enrollment: 08SEP2021	Last Enrollment: 31JAN2022	Target Enrollment: 200	Total Enrollment: 13
Group 5 - Pregnant with Boost			
First Enrollment: 22NOV2021	Last Enrollment: 08DEC2021	Target Enrollment: 200	Total Enrollment: 2
Group 2 - Postpartum			
First Enrollment: 23AUG2021	Last Enrollment: 23AUG2021	Target Enrollment: 65	Total Enrollment: 1

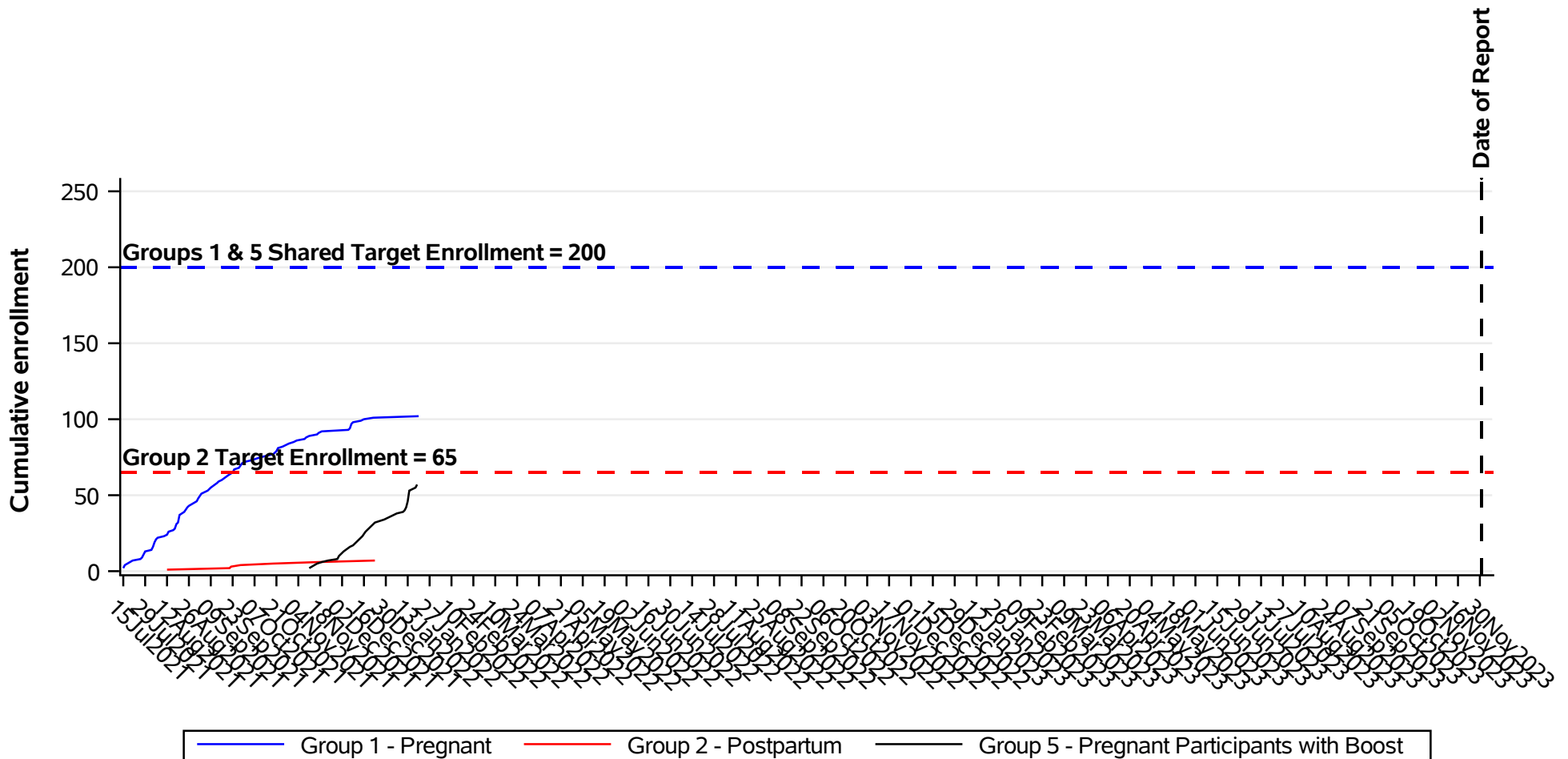


Enrollment is defined as submission of Enrollment eCRF.
 Enrollment is capped at 200 per vaccine type for Groups 1 & 5 - Pregnant Participants
 Enrollment is capped at 65 per vaccine type for Group 2 - Postpartum Participants

Figure 5: IDCRC21-0004 MODERNA Enrollment by Week

Target Enrollment: 265 Total Enrollment: 166
 Report created 01DEC2023 on data entered 30NOV2023

Group 1 - Pregnant			
First Enrollment: 15JUL2021	Last Enrollment: 20JAN2022	Target Enrollment: 200	Total Enrollment: 102
Group 5 - Pregnant with Boost			
First Enrollment: 11NOV2021	Last Enrollment: 19JAN2022	Target Enrollment: 200	Total Enrollment: 57
Group 2 - Postpartum			
First Enrollment: 12AUG2021	Last Enrollment: 23DEC2021	Target Enrollment: 65	Total Enrollment: 7

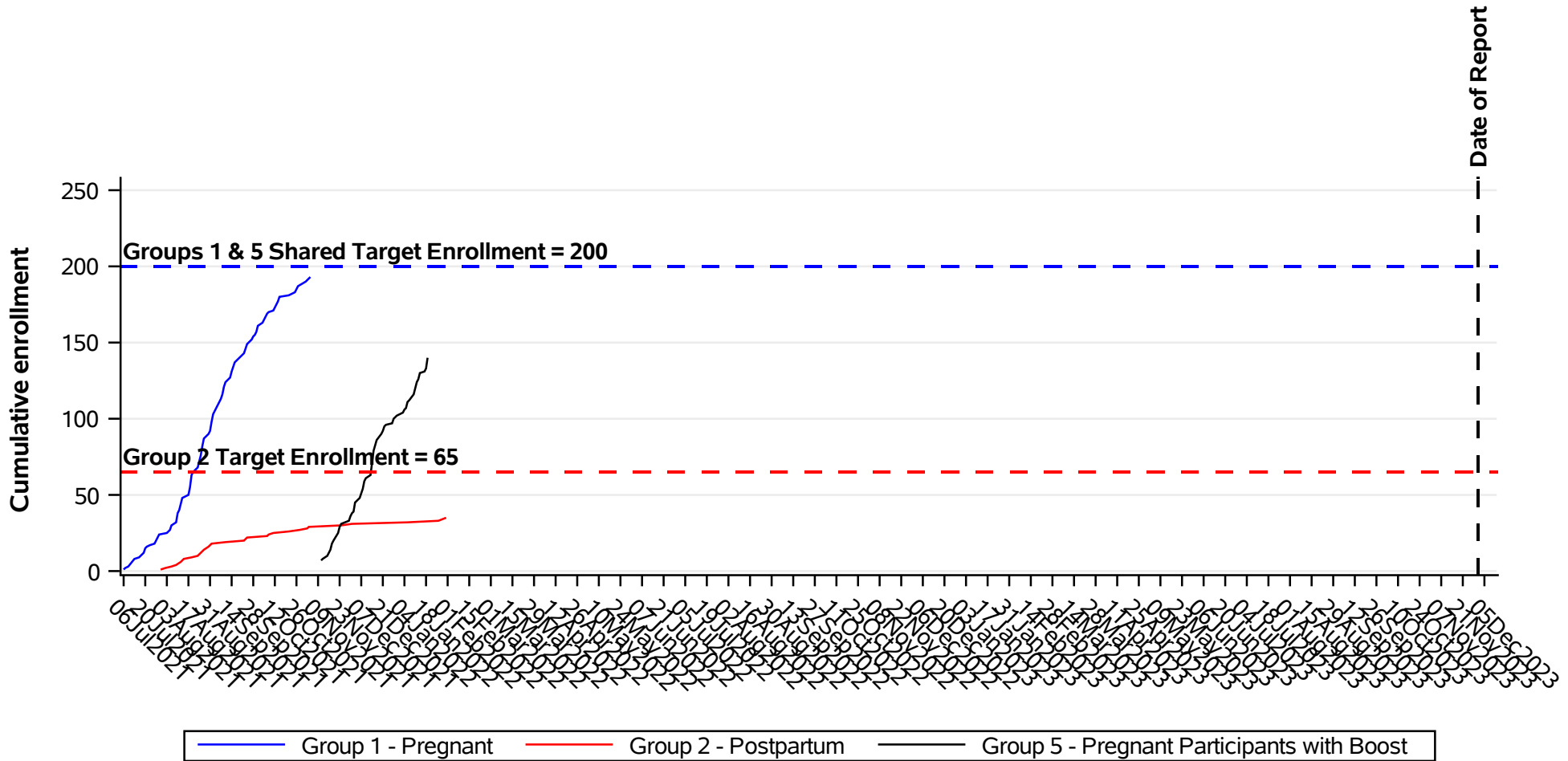


Enrollment is defined as submission of Enrollment eCRF.
 Enrollment is capped at 200 per vaccine type for Groups 1 & 5 - Pregnant Participants
 Enrollment is capped at 65 per vaccine type for Group 2 - Postpartum Participants

Figure 6: IDCRC21-0004 PFIZER-BIONTECH Enrollment by Week

Target Enrollment: 265 Total Enrollment: 368
 Report created 01DEC2023 on data entered 30NOV2023

Group 1 - Pregnant			
First Enrollment: 06JUL2021	Last Enrollment: 04NOV2021	Target Enrollment: 200	Total Enrollment: 193
Group 5 - Pregnant with Boost			
First Enrollment: 11NOV2021	Last Enrollment: 19JAN2022	Target Enrollment: 200	Total Enrollment: 140
Group 2 - Postpartum			
First Enrollment: 30JUL2021	Last Enrollment: 31JAN2022	Target Enrollment: 65	Total Enrollment: 35



Enrollment is defined as submission of Enrollment eCRF.
 Enrollment is capped at 200 per vaccine type for Groups 1 & 5 - Pregnant Participants
 Enrollment is capped at 65 per vaccine type for Group 2 - Postpartum Participants