

HPTN 082 - A Phase IV Randomized Multi-site Prospective Study to Assess PrEP Acceptance and Adherence Among HIV-uninfected Young Women
Report - February 13, 2019

Visit Cutoff Date: February 12, 2019

Table A - Accrual Summary by Site
PrEP Accepted at Baseline

Site	Activation Date	First Enrollment Date	Last Enrollment Date¹	Duration of Accrual² (weeks)	Enrollment Target	Total Enrolled	Average Enrolled per Week	Percent Enrolled
Spilhaus CRS	14NOV2016	15DEC2016	17OCT2017	43.9	133	139	3.2	104.5%
Emavundleni CRS	25OCT2016	07NOV2016	22JUN2017	32.6	133	136	4.2	102.3%
Ward 21 CRS	28SEP2016	12OCT2016	04OCT2017	51.1	134	137	2.7	102.2%
Overall	28SEP2016	12OCT2016	17OCT2017	53.0	400	412	7.8	103.0%

¹Date of most recent enrollment as of February 12, 2019.

²Duration of accrual based on first enrollment date.

HPTN 082 - A Phase IV Randomized Multi-site Prospective Study to Assess PrEP Acceptance and Adherence Among HIV-uninfected Young Women
Report - 13 February 2019

Visit Cutoff Date: 12 February 2019

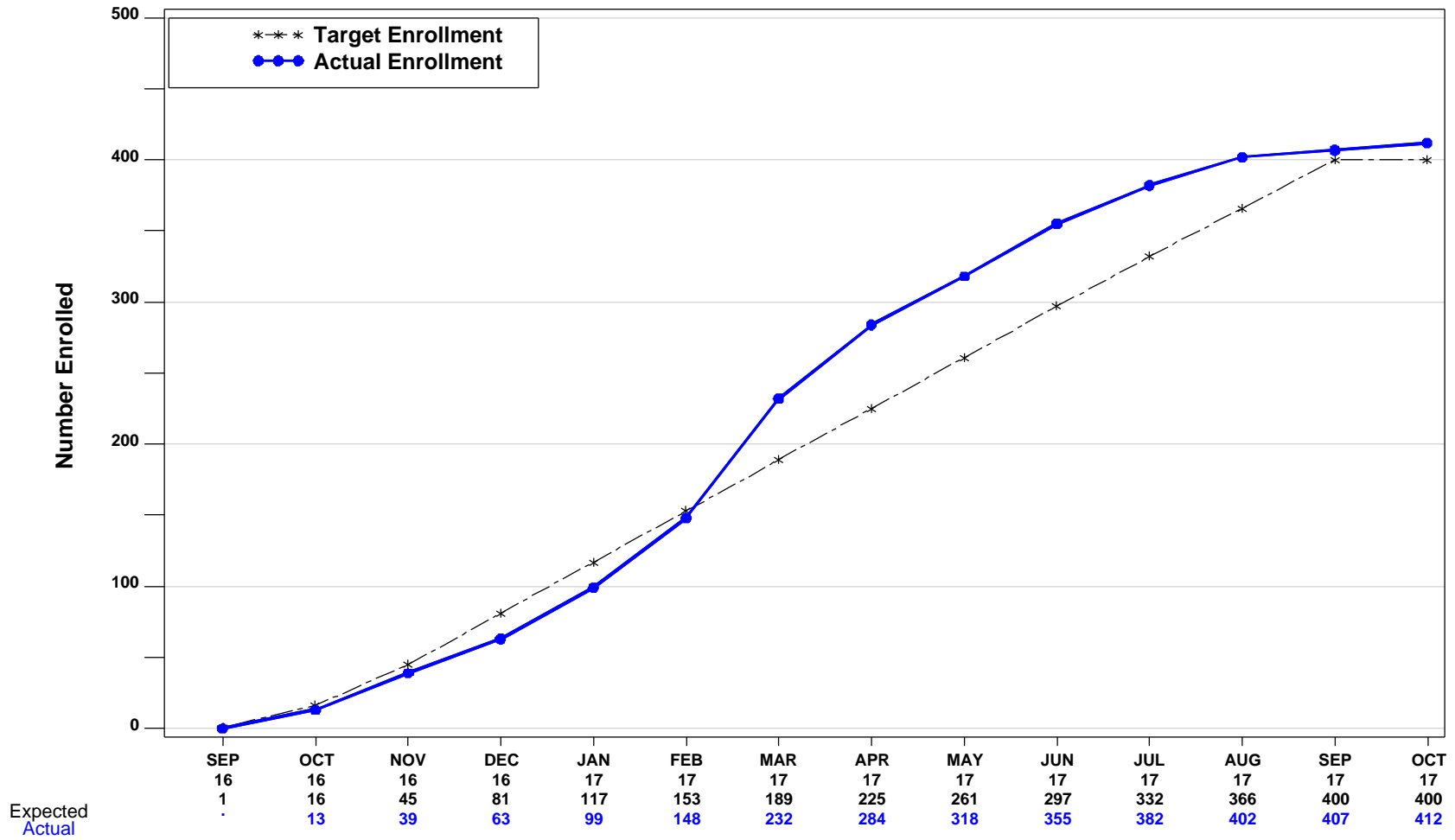
**Table A - Accrual Summary and Accrual by Calendar Month and Site
PrEP Accepted at Baseline**

	Overall	Spilhaus CRS	Emavundleni CRS	Ward 21 CRS
Activation Date	28SEP2016	14NOV2016	25OCT2016	28SEP2016
First Enrollment Date	12OCT2016	15DEC2016	07NOV2016	12OCT2016
Summary				
Total Enrolled	412	139	136	137
Enrollment_Target	400	133	133	134
Percent Enrolled	103.0%	104.5%	102.3%	102.2%
Accrual				
Calendar Month of Accrual				
OCT2016	13 (13)	- (-)	- (-)	13 (13)
NOV2016	26 (39)	- (-)	9 (9)	17 (30)
DEC2016	24 (63)	6 (6)	12 (21)	6 (36)
JAN2017	36 (99)	12 (18)	21 (42)	3 (39)
FEB2017	49 (148)	14 (32)	20 (62)	15 (54)
MAR2017	84 (232)	30 (62)	25 (87)	29 (83)
APR2017	52 (284)	15 (77)	19 (106)	18 (101)
MAY2017	34 (318)	14 (91)	15 (121)	5 (106)
JUN2017	37 (355)	17 (108)	15 (136)	5 (111)
JUL2017	27 (382)	16 (124)	- (-)	11 (122)
AUG2017	20 (402)	8 (132)	- (-)	12 (134)
SEP2017	5 (407)	3 (135)	- (-)	2 (136)
OCT2017	5 (412)	4 (139)	- (-)	1 (137)
Average Enrolled per Month	31.7	12.6	17.0	10.5

HPTN 082 - A Phase IV Randomized Multi-site Prospective Study to Assess PrEP Acceptance and Adherence Among HIV-uninfected Young Women
 PrEP Accepted at Baseline
 Data as of 12FEB2019

Figure 1A. Cumulative Enrollment - All Sites

Total Enrolled: 412 Enrollment Target: 400 Enrollment Needed: 0



Source: SCHARP (sahluwal) - /trials/hptn/p082/reporting/progress/code/g_accrual.sas, SAS Version 9.4 (13FEB2019,12:07)

HPTN 082 - A Phase IV Randomized Multi-site Prospective Study to Assess PrEP Acceptance and Adherence Among HIV-uninfected Young Women
 PrEP Accepted at Baseline
 Data as of 12FEB2019

Figure 1B. Harare - Spilhaus

Total Enrolled: 139 Enrollment Target: 133 Enrollment Needed: 0

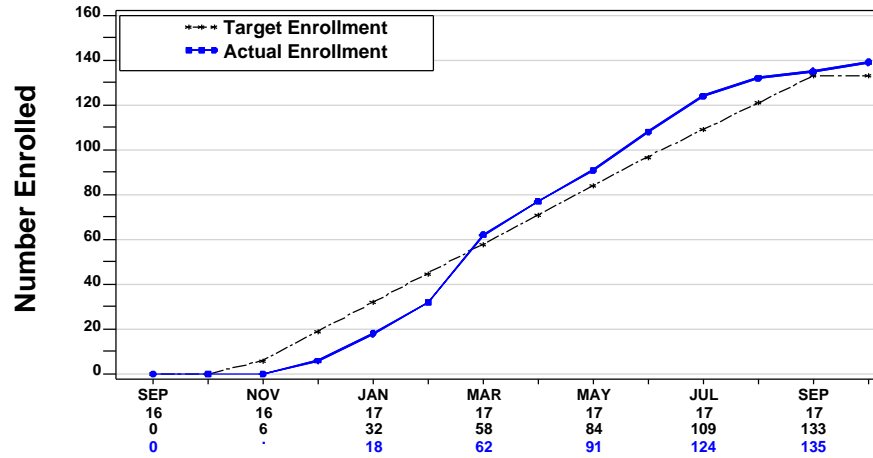


Figure 1C. Cape Town - Emavundleni

Total Enrolled: 136 Enrollment Target: 133 Enrollment Needed: 0

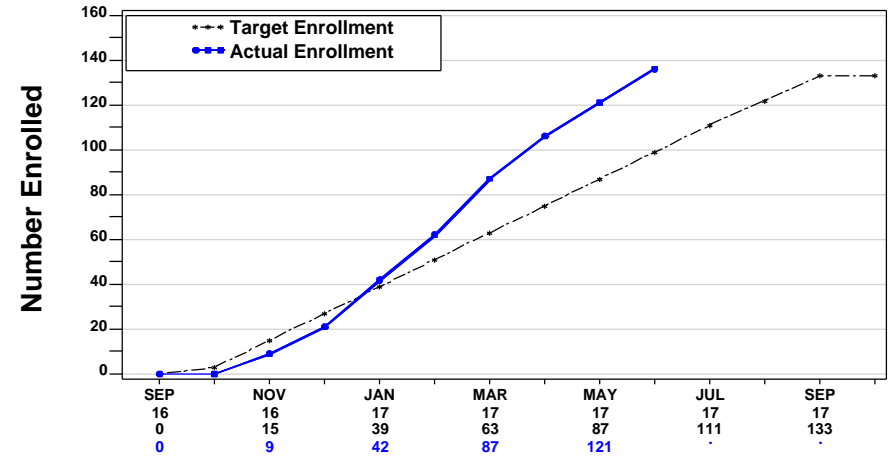
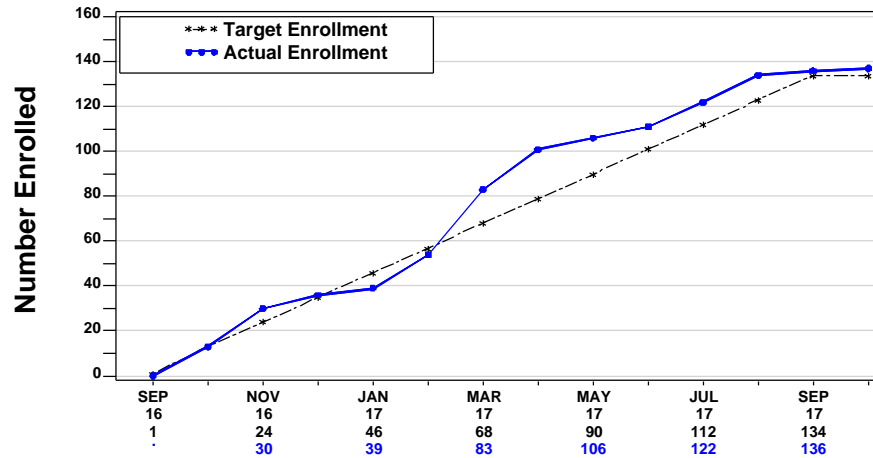


Figure 1D. Johannesburg - Ward 21

Total Enrolled: 137 Enrollment Target: 134 Enrollment Needed: 0



Source: SCHARP (sahluwal) - /trials/hptn/p082/reporting/progress/code/g_accrual.sas, SAS Version 9.4 (13FEB2019,12:07)