

HPTN 078 - Enhancing Recruitment, Linkage to Care and Treatment for HIV-Infected Men Who Have Sex with Men (MSM) in the United States
Report - May 15, 2019
Visit Cutoff Date: May 14, 2019
- Accrual Summary by Site

Site	Activation Date	First Enrollment Date	Last Enrollment Date¹	Duration of Accrual² (weeks)	Enrollment Target	Total Enrolled	Average Enrolled per Week	Percent Enrolled
Alabama CRS	10MAY2016	26OCT2016	11DEC2017	58.9	89	34	0.6	38.2%
Fenway Health CRS	17MAR2016	03OCT2016	28NOV2017	60.3	89	27	0.4	30.3%
JHU CRS	08APR2016	29JUN2016	14DEC2017	76.3	89	35	0.5	39.3%
Ponce de Leon CRS	13MAY2016	06JUN2016	15DEC2017	79.7	89	48	0.6	53.9%
Overall	17MAR2016	06JUN2016	15DEC2017	79.7	356	144	1.8	40.4%

¹Date of most recent enrollment as of May 14, 2019.

²Duration of accrual based on first enrollment date.

**HPTN 078 - Enhancing Recruitment, Linkage to Care and Treatment for HIV-Infected Men Who Have Sex with Men (MSM) in the United States
Report - May 15, 2019**

Visit Cutoff Date: May 14, 2019

Table A - Recruitment Method and Arm Assignment by Site

	Overall	Alabama CRS	Fenway Health CRS	JHU CRS	Ponce de Leon CRS
Number Enrolled	144	34	27	35	48
Recruited via RDS (coupon/seed)					
Missing	0/144 (0.0%)	0/34 (0.0%)	0/27 (0.0%)	0/35 (0.0%)	0/48 (0.0%)
No	81/144 (56.3%)	30/34 (88.2%)	13/27 (48.1%)	15/35 (42.9%)	23/48 (47.9%)
Yes	63/144 (43.8%)	4/34 (11.8%)	14/27 (51.9%)	20/35 (57.1%)	25/48 (52.1%)
Study Arm					
CM intervention arm	72/144 (50.0%)	17/34 (50.0%)	13/27 (48.1%)	18/35 (51.4%)	24/48 (50.0%)
SOC intervention arm	72/144 (50.0%)	17/34 (50.0%)	14/27 (51.9%)	17/35 (48.6%)	24/48 (50.0%)

HPTN 078 - Enhancing Recruitment, Linkage to Care and Treatment for HIV-Infected Men Who Have Sex with Men (MSM) in the United States
 Report - 15 May 2019

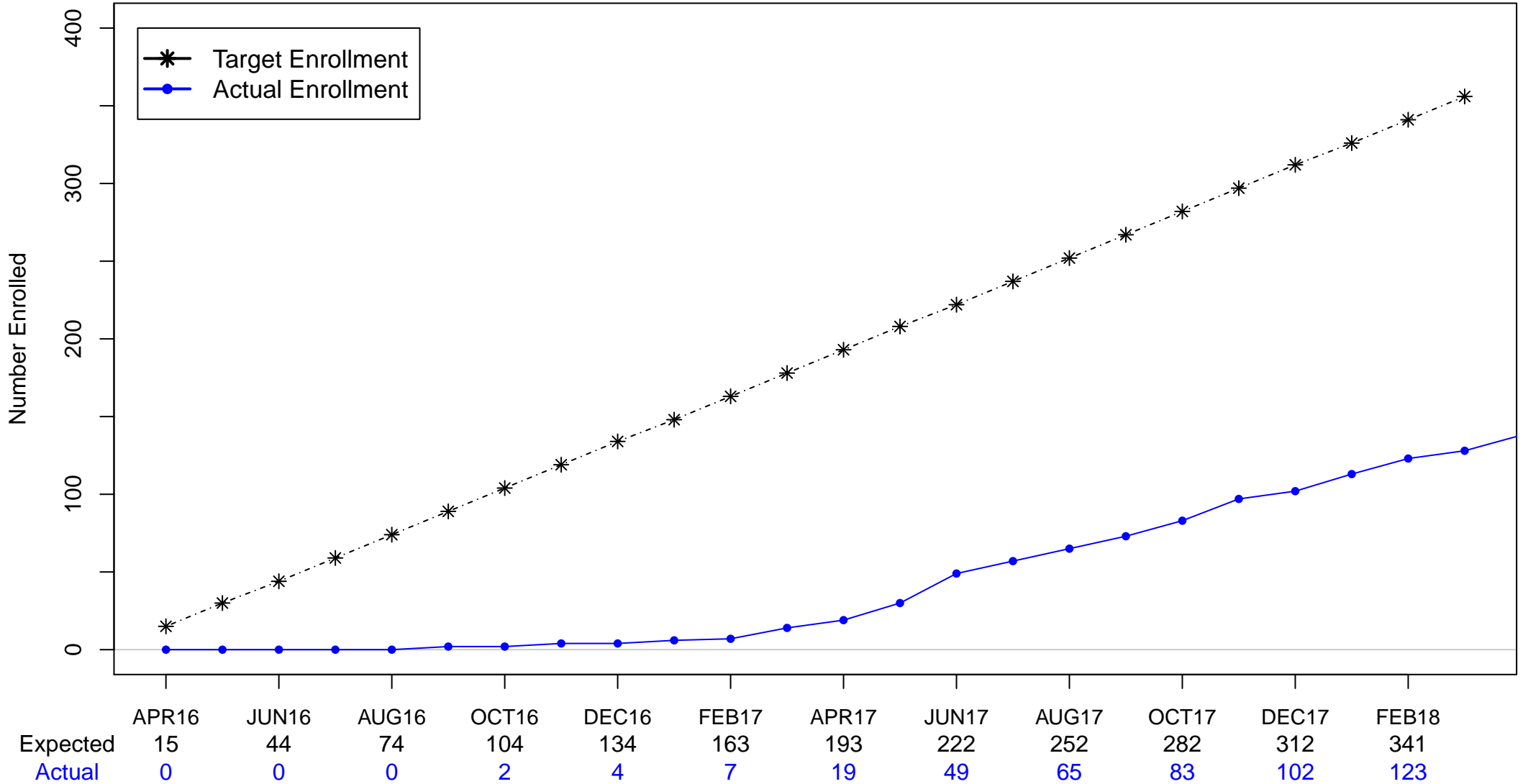
Visit Cutoff Date: 14 May 2019

Table A - Accrual Summary and Accrual by Calendar Month and Site

	Overall	Alabama CRS	Fenway Health CRS	JHU CRS	Ponce de Leon CRS
Activation Date	17MAR2016	10MAY2016	17MAR2016	08APR2016	13MAY2016
First Enrollment Date	06JUN2016	26OCT2016	03OCT2016	29JUN2016	06JUN2016
Summary					
Total Enrolled	144	34	27	35	48
Enrollment Target	356	89	89	89	89
Percent Enrolled	40.4%	38.2%	30.3%	39.3%	53.9%
Accrual					
Calendar Month of Accrual					
JUN2016	2 (2)	- (-)	- (-)	1 (1)	1 (1)
JUL2016	2 (4)	- (-)	- (-)	0 (1)	2 (3)
AUG2016	2 (6)	- (-)	- (-)	0 (1)	2 (5)
SEP2016	1 (7)	- (-)	- (-)	0 (1)	1 (6)
OCT2016	7 (14)	1 (1)	3 (3)	2 (3)	1 (7)
NOV2016	5 (19)	1 (2)	3 (6)	0 (3)	1 (8)
DEC2016	11 (30)	3 (5)	4 (10)	2 (5)	2 (10)
JAN2017	19 (49)	4 (9)	5 (15)	0 (5)	10 (20)
FEB2017	8 (57)	0 (9)	2 (17)	1 (6)	5 (25)
MAR2017	8 (65)	1 (10)	0 (17)	5 (11)	2 (27)
APR2017	8 (73)	3 (13)	0 (17)	1 (12)	4 (31)
MAY2017	10 (83)	5 (18)	2 (19)	1 (13)	2 (33)
JUN2017	14 (97)	3 (21)	3 (22)	5 (18)	3 (36)
JUL2017	5 (102)	0 (21)	0 (22)	3 (21)	2 (38)
AUG2017	11 (113)	4 (25)	1 (23)	3 (24)	3 (41)
SEP2017	10 (123)	4 (29)	2 (25)	2 (26)	2 (43)
OCT2017	5 (128)	0 (29)	0 (25)	3 (29)	2 (45)
NOV2017	10 (138)	4 (33)	2 (27)	2 (31)	2 (47)
DEC2017	6 (144)	1 (34)	0 (27)	4 (35)	1 (48)
Average Enrolled per Month	7.6	2.3	1.8	1.8	2.5

Figure 1 A. Cumulative Enrollment – All Sites

Total Enrolled: 144 Enrollment Target: 356 Enrollment Needed: 212



HPTN 078 – Enhancing Recruitment, Linkage to Care and Treatment for HIV-Infected Men Who Have Sex with Men (MSM) in the United States
 Overall
 Data as of 15May2019

Figure 1 B. Alabama CRS

Total Enrollment: 34 Enrollment Target: 89 Enrollment Needed: 55

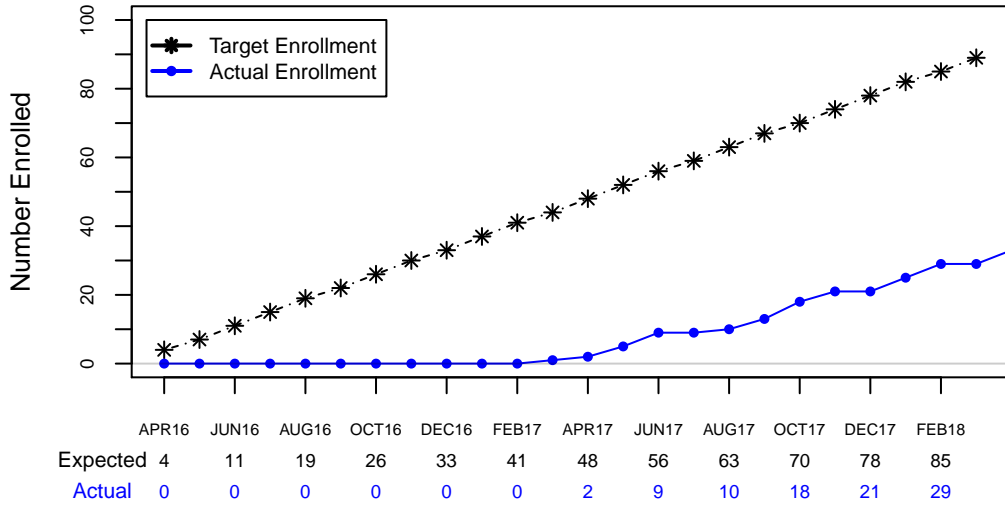


Figure 1 C. Fenway Health CRS

Total Enrollment: 27 Enrollment Target: 89 Enrollment Needed: 62

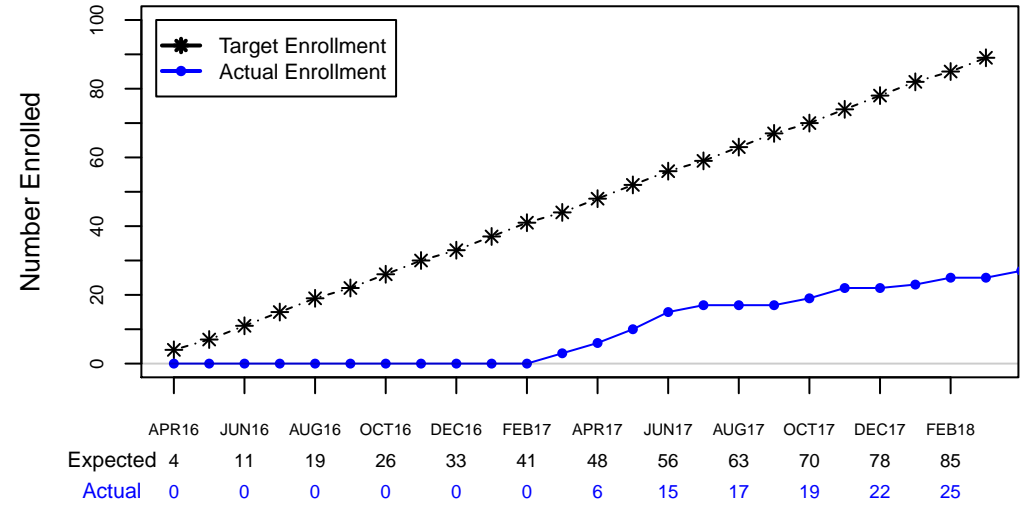


Figure 1 D. JHU CRS

Total Enrollment: 35 Enrollment Target: 89 Enrollment Needed: 54

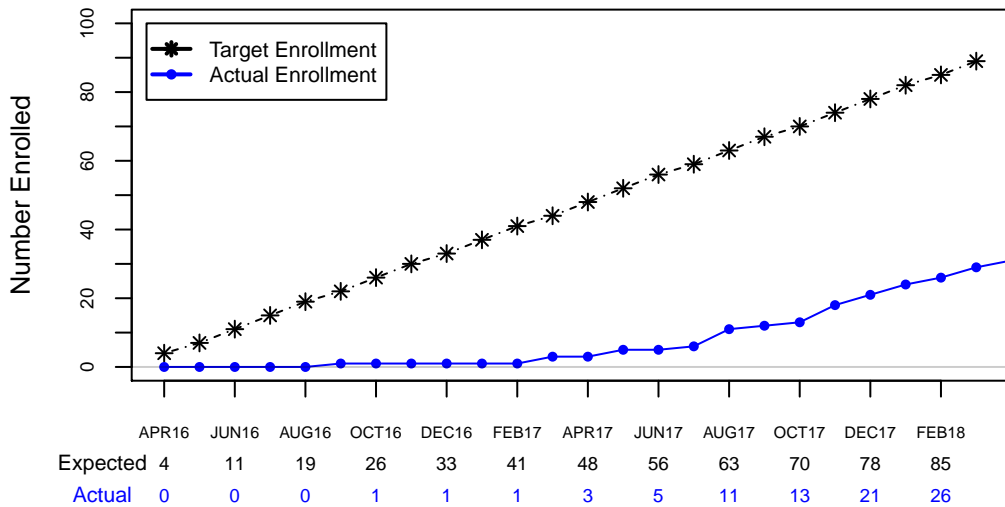


Figure 1 E. Ponce de Leon CRS

Total Enrollment: 48 Enrollment Target: 89 Enrollment Needed: 41

