

**HPTN 075 - Feasibility of HIV Prevention Cohort Studies Among MSM in Sub-Saharan Africa  
Report - June 26, 2019**

**Visit Cutoff Date: June 25, 2019**

**Table A - Accrual Summary by Site**

| <b>Site</b> | <b>Activation Date</b> | <b>First Enrollment Date</b> | <b>Last Enrollment Date<sup>1</sup></b> | <b>Duration of Accrual<sup>2</sup> (weeks)</b> | <b>Enrollment Target</b> | <b>Total Enrolled</b> | <b>Average Enrolled per Week</b> | <b>Percent Enrolled</b> |
|-------------|------------------------|------------------------------|---|--|--------------------------|-----------------------|----------------------------------|-------------------------|
| Kenya       | 22OCT2015              | 24NOV2015                    | 12JUL2016                               | 33.1   | 100                      | 100                   | 3.0                              | 100.0%                  |
| Malawi      | 12JAN2016              | 28JAN2016                    | 06JUN2016                               | 18.7   | 100                      | 100                   | 5.3                              | 100.0%                  |
| Cape Town   | 12JUN2015              | 24JUL2015                    | 14MAR2016                               | 33.6   | 100                      | 100                   | 3.0                              | 100.0%                  |
| Soweto      | 12JUN2015              | 16JUL2015                    | 14APR2016                               | 39.1   | 100                      | 101                   | 2.6                              | 101.0%                  |
| Overall     | 12JUN2015              | 16JUL2015                    | 12JUL2016                               | 51.9   | 400                      | 401                   | 7.7                              | 100.3%                  |

<sup>1</sup>Date of most recent enrollment as of June 25, 2019.

<sup>2</sup>Duration of accrual based on first enrollment date.

**HPTN 075 - Feasibility of HIV Prevention Cohort Studies Among MSM in Sub-Saharan Africa  
Report - 26 June 2019**

**Visit Cutoff Date: 25 June 2019**

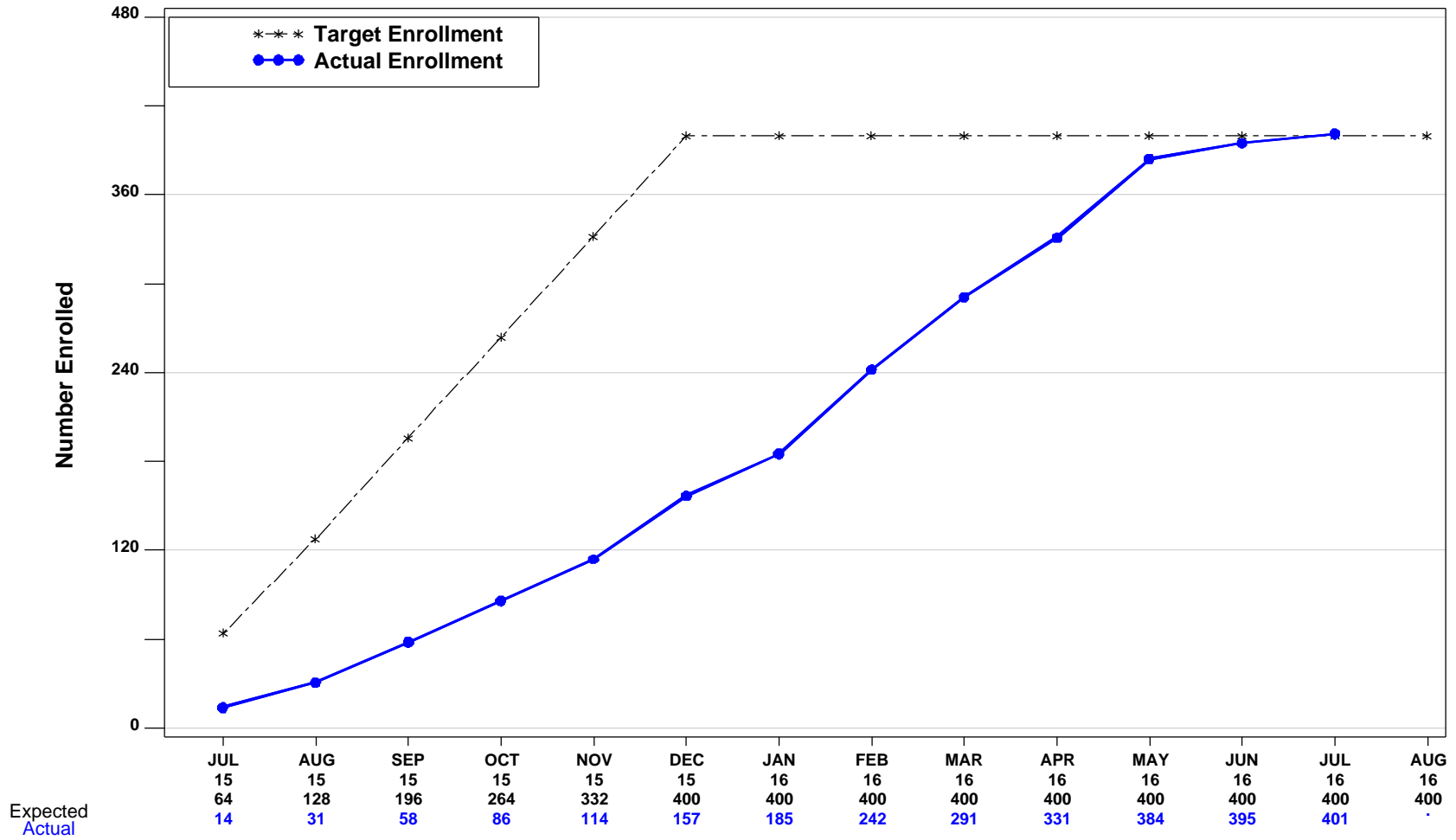
**Table A - Accrual Summary and Accrual by Calendar Month and Site**

|                            | <b>Overall</b> | <b>Kenya</b> | <b>Malawi</b> | <b>Cape Town</b> | <b>Soweto</b> |
|----------------------------|----------------|--------------|---------------|------------------|---------------|
| Activation Date            | 12JUN2015      | 22OCT2015    | 12JAN2016     | 12JUN2015        | 12JUN2015     |
| First Enrollment Date      | 16JUL2015      | 24NOV2015    | 28JAN2016     | 24JUL2015        | 16JUL2015     |
| <b>Summary</b>             |                |              |               |                  |               |
| Total Enrolled             | 401            | 100          | 100           | 100              | 101           |
| Enrollment Target          | 400            | 100          | 100           | 100              | 100           |
| Percent Enrolled           | 100.3%         | 100.0%       | 100.0%        | 100.0%           | 101.0%        |
| <b>Accrual</b>             |                |              |               |                  |               |
| Calendar Month of Accrual  |                |              |               |                  |               |
| JUL2015                    | 14 ( 14)       | - (-)        | - (-)         | 3 ( 3)           | 11 ( 11)      |
| AUG2015                    | 17 ( 31)       | - (-)        | - (-)         | 8 ( 11)          | 9 ( 20)       |
| SEP2015                    | 27 ( 58)       | - (-)        | - (-)         | 11 ( 22)         | 16 ( 36)      |
| OCT2015                    | 28 ( 86)       | - (-)        | - (-)         | 18 ( 40)         | 10 ( 46)      |
| NOV2015                    | 28 ( 114)      | 6 ( 6)       | - (-)         | 12 ( 52)         | 10 ( 56)      |
| DEC2015                    | 43 ( 157)      | 23 ( 29)     | - (-)         | 6 ( 58)          | 14 ( 70)      |
| JAN2016                    | 28 ( 185)      | 9 ( 38)      | 1 ( 1)        | 6 ( 64)          | 12 ( 82)      |
| FEB2016                    | 57 ( 242)      | 1 ( 39)      | 23 ( 24)      | 25 ( 89)         | 8 ( 90)       |
| MAR2016                    | 49 ( 291)      | 4 ( 43)      | 27 ( 51)      | 11 ( 100)        | 7 ( 97)       |
| APR2016                    | 40 ( 331)      | 15 ( 58)     | 21 ( 72)      | 0 ( 100)         | 4 ( 101)      |
| MAY2016                    | 53 ( 384)      | 31 ( 89)     | 22 ( 94)      | 0 ( 100)         | 0 ( 101)      |
| JUN2016                    | 11 ( 395)      | 5 ( 94)      | 6 ( 100)      | 0 ( 100)         | 0 ( 101)      |
| JUL2016                    | 6 ( 401)       | 6 ( 100)     | 0 ( 100)      | 0 ( 100)         | 0 ( 101)      |
| Average Enrolled per Month | 30.8           | 11.1         | 14.3          | 7.7              | 7.8           |

HPTN 075 - Feasibility of HIV Prevention Cohort Studies Among MSM in Sub-Saharan Africa  
 Overall  
 Locked Database as of October 12, 2017

Figure 1A. Cumulative Enrollment - All Sites

Total Enrolled: 401 Enrollment Target: 400 Enrollment Needed: 0



Source: SCHARP (whiteau) - /trials/hptn/p075/reporting/progress/code/g\_accrual.sas, SAS Version 9.4 (26JUN2019,1:42)

HPTN 075 - Feasibility of HIV Prevention Cohort Studies Among MSM in Sub-Saharan Africa  
 Overall  
 Locked Database as of October 12, 2017

Figure 1B. Kenya

Total Enrolled: 100 Enrollment Target: 100 Enrollment Needed: 0

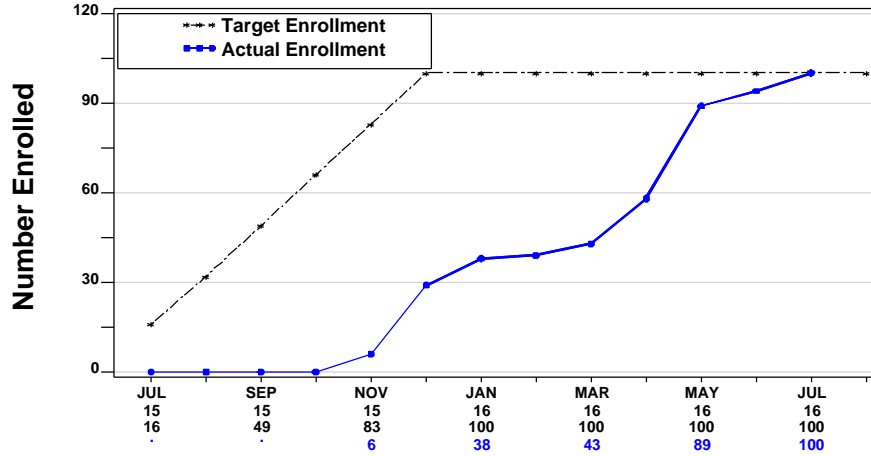


Figure 1C. Malawi

Total Enrolled: 100 Enrollment Target: 100 Enrollment Needed: 0

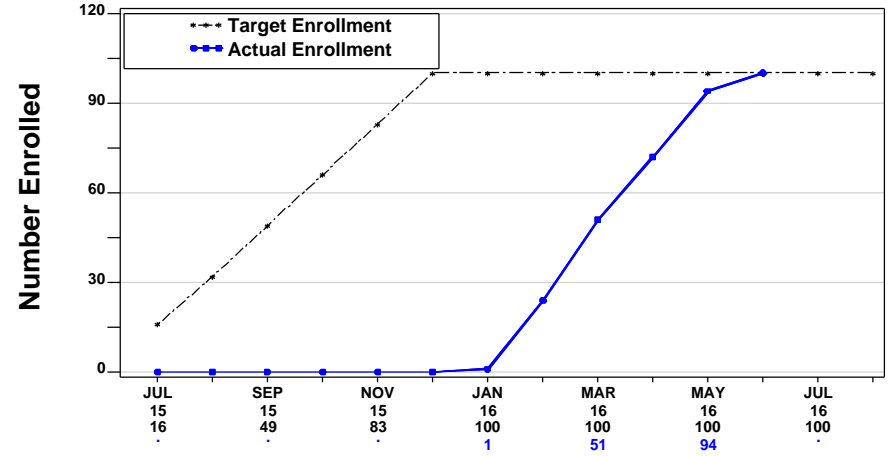


Figure 1D. Cape Town

Total Enrolled: 100 Enrollment Target: 100 Enrollment Needed: 0

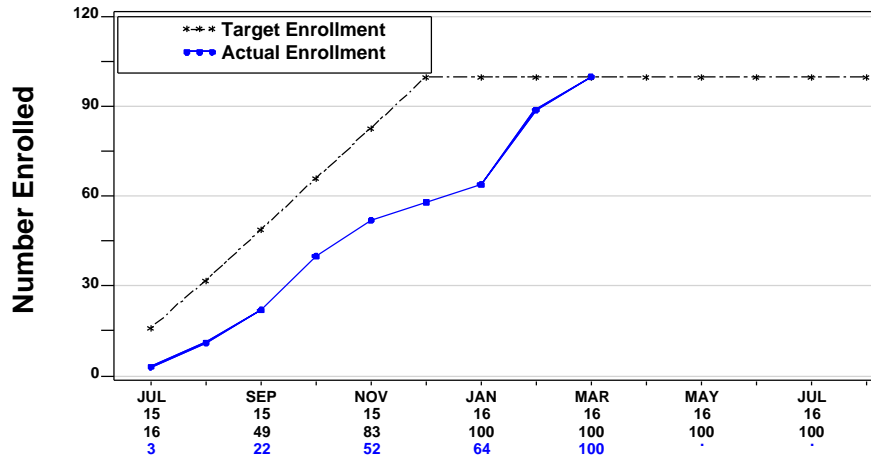
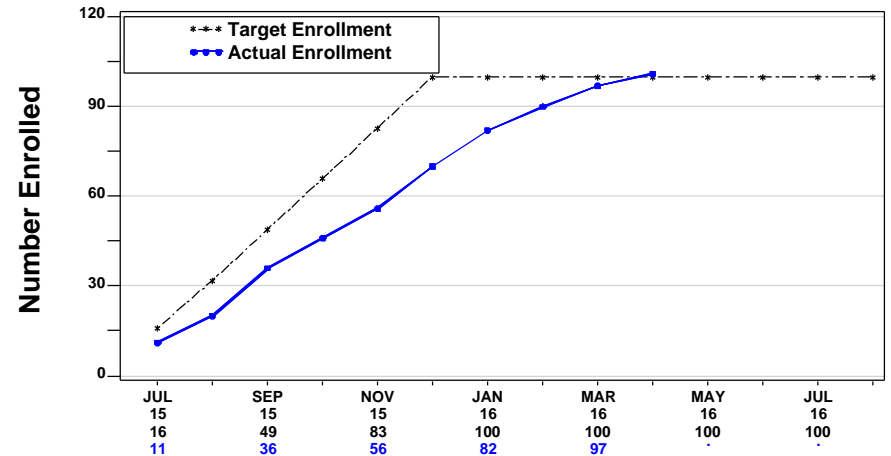


Figure 1E. Soweto

Total Enrolled: 101 Enrollment Target: 100 Enrollment Needed: 0



Source: SCHARP (whiteau) - /trials/hptn/p075/reporting/progress/code/g\_accrual.sas, SAS Version 9.4 (26JUN2019,1:42)