

HPTN 073 - PREP Initiation and Adherence Among BMSM
Data as of 29 November 2015

Accrual Summary by Site

All Age Groups

Site	DAIDS Site ID	Activation Date	First Enrollment Date	Last Enrollment Date ¹	Duration of Accrual ² (weeks)	Enrollment Target	Total Enrolled	Average Enrolled per Week	Percent Enrolled
GWU CRS	31608	16SEP2013	15OCT2013	05SEP2014	110.9	75	75	0.7	100.0%
UCLA CRS	31607	13AUG2013	03SEP2013	26SEP2014	116.9	75	76	0.7	101.3%
UNC AIDS CRS	3201	13AUG2013	15AUG2013	27AUG2014	119.6	75	75	0.6	100.0%
Overall		13AUG2013	15AUG2013	26SEP2014	119.6	225	226	1.9	100.4%

Age Group <25

Site	DAIDS Site ID	Activation Date	First Enrollment Date	Last Enrollment Date ¹	Duration of Accrual ² (weeks)	Enrollment Target	Total Enrolled	Average Enrolled per Week	Percent Enrolled
GWU CRS	31608	16SEP2013	07NOV2013	27AUG2014	107.6	37	34	0.3	91.9%
UCLA CRS	31607	13AUG2013	12SEP2013	22SEP2014	115.6	37	24	0.2	64.9%
UNC AIDS CRS	3201	13AUG2013	15AUG2013	27AUG2014	119.6	37	34	0.3	91.9%
Overall		13AUG2013	15AUG2013	22SEP2014	119.6	111	92	0.8	82.9%

Age Group >=25

Site	DAIDS Site ID	Activation Date	First Enrollment Date	Last Enrollment Date ¹	Duration of Accrual ² (weeks)	Enrollment Target	Total Enrolled	Average Enrolled per Week	Percent Enrolled
GWU CRS	31608	16SEP2013	15OCT2013	05SEP2014	110.9	38	41	0.4	107.9%
UCLA CRS	31607	13AUG2013	03SEP2013	26SEP2014	116.9	38	52	0.4	136.8%
UNC AIDS CRS	3201	13AUG2013	05SEP2013	26AUG2014	116.6	38	41	0.4	107.9%
Overall		13AUG2013	03SEP2013	26SEP2014	116.9	114	134	1.1	117.5%

¹Date of most recent enrollment as of 29 November 2015.

²Duration of accrual based on first enrollment date.

**HPTN 073 - PREP Initiation and Adherence Among BMSM
Data as of 29 November 2015**

Accrual Summary and Accrual by Calendar Month and Site

All Age Groups

	Overall	GWU CRS Site ID 246	UCLA CRS Site ID 247	UNC AIDS CRS Site ID 248
Activation Date	13AUG2013	16SEP2013	13AUG2013	13AUG2013
First Enrollment Date	15AUG2013	15OCT2013	03SEP2013	15AUG2013
Summary				
Total Enrolled	226	75	76	75
Enrollment Target	225	75	75	75
Percent Enrolled	100.4%	100.0%	101.3%	100.0%
Accrual				
Calendar Month of Accrual				
AUG2013	2 (2)	- (-)	- (-)	2 (2)
SEP2013	12 (14)	- (-)	7 (7)	5 (7)
OCT2013	24 (38)	5 (5)	13 (20)	6 (13)
NOV2013	19 (57)	10 (15)	4 (24)	5 (18)
DEC2013	11 (68)	7 (22)	2 (26)	2 (20)
JAN2014	10 (78)	3 (25)	4 (30)	3 (23)
FEB2014	20 (98)	8 (33)	8 (38)	4 (27)
MAR2014	13 (111)	6 (39)	5 (43)	2 (29)
APR2014	13 (124)	5 (44)	3 (46)	5 (34)
MAY2014	22 (146)	6 (50)	6 (52)	10 (44)
JUN2014	16 (162)	5 (55)	3 (55)	8 (52)
JUL2014	32 (194)	10 (65)	8 (63)	14 (66)
AUG2014	25 (219)	7 (72)	9 (72)	9 (75)
SEP2014	7 (226)	3 (75)	4 (76)	0 (75)
Average Enrolled per Month	16.1	6.3	5.8	5.4

**HPTN 073 - PREP Initiation and Adherence Among BMSM
Data as of 29 November 2015**

Accrual Summary and Accrual by Calendar Month and Site

Age Group < 25

	Overall	GWU CRS Site ID 246	UCLA CRS Site ID 247	UNC AIDS CRS Site ID 248
Activation Date	13AUG2013	16SEP2013	13AUG2013	13AUG2013
First Enrollment Date	15AUG2013	07NOV2013	12SEP2013	15AUG2013
Summary				
Total Enrolled	92	34	24	34
Enrollment Target	111	37	37	37
Percent Enrolled	82.9%	91.9%	64.9%	91.9%
Accrual				
Calendar Month of Accrual				
AUG2013	2 (2)	- (-)	- (-)	2 (2)
SEP2013	3 (5)	- (-)	2 (2)	1 (3)
OCT2013	5 (10)	- (-)	1 (3)	4 (7)
NOV2013	3 (13)	2 (2)	0 (3)	1 (8)
DEC2013	3 (16)	1 (3)	1 (4)	1 (9)
FEB2014	10 (26)	6 (9)	3 (7)	1 (10)
MAR2014	6 (32)	4 (13)	1 (8)	1 (11)
APR2014	4 (36)	3 (16)	0 (8)	1 (12)
MAY2014	11 (47)	2 (18)	2 (10)	7 (19)
JUN2014	11 (58)	4 (22)	1 (11)	6 (25)
JUL2014	16 (74)	6 (28)	4 (15)	6 (31)
AUG2014	16 (90)	6 (34)	7 (22)	3 (34)
SEP2014	2 (92)	0 (34)	2 (24)	0 (34)
Average Enrolled per Month	7.1	3.4	2.0	2.6

**HPTN 073 - PREP Initiation and Adherence Among BMSM
Data as of 29 November 2015**

Accrual Summary and Accrual by Calendar Month and Site

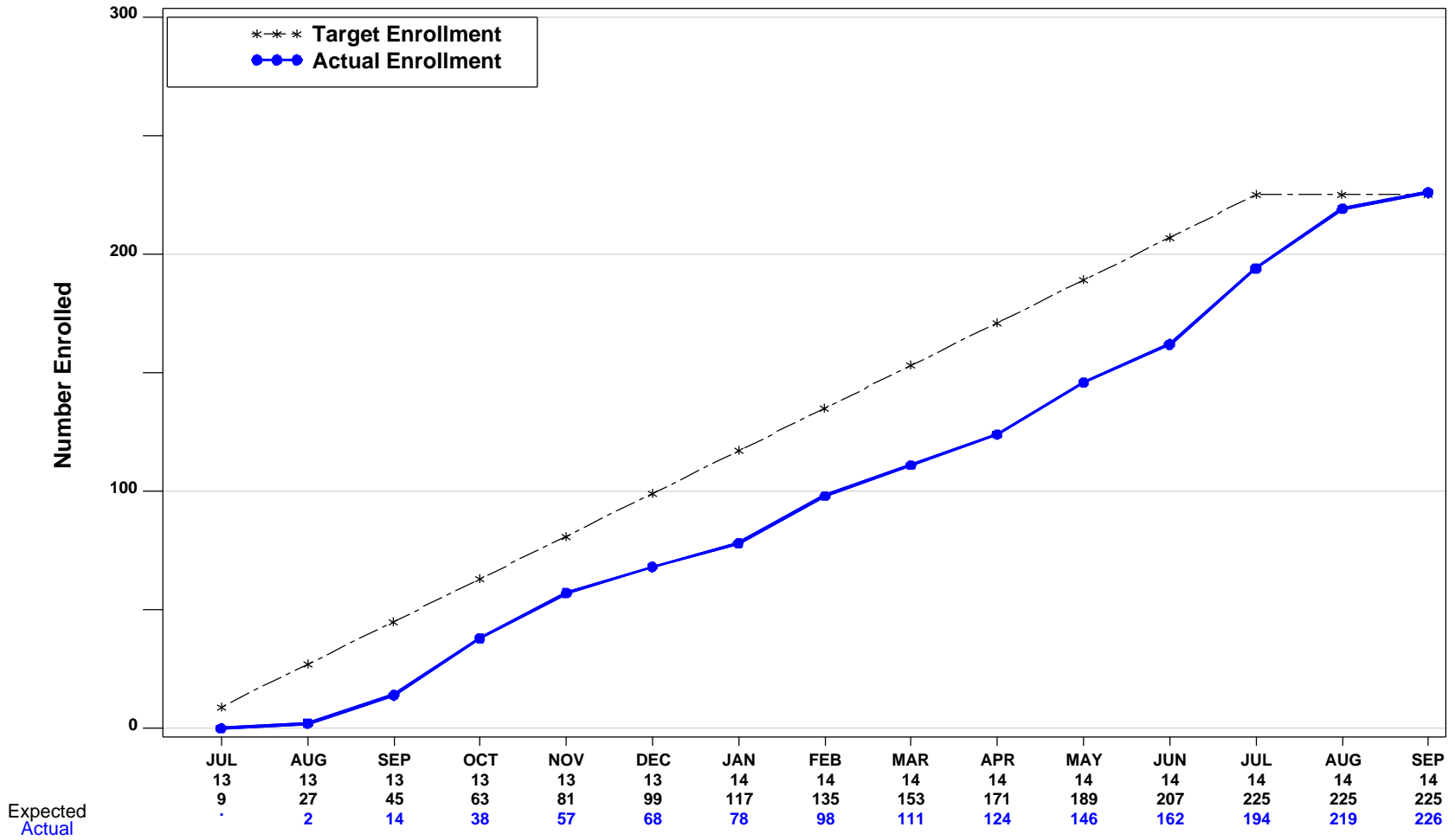
Age Group >= 25

	Overall	GWU CRS Site ID 246	UCLA CRS Site ID 247	UNC AIDS CRS Site ID 248
Activation Date	13AUG2013	16SEP2013	13AUG2013	13AUG2013
First Enrollment Date	03SEP2013	15OCT2013	03SEP2013	05SEP2013
Summary				
Total Enrolled	134	41	52	41
Enrollment Target	114	38	38	38
Percent Enrolled	117.5%	107.9%	136.8%	107.9%
Accrual				
Calendar Month of Accrual				
SEP2013	9 (9)	- (-)	5 (5)	4 (4)
OCT2013	19 (28)	5 (5)	12 (17)	2 (6)
NOV2013	16 (44)	8 (13)	4 (21)	4 (10)
DEC2013	8 (52)	6 (19)	1 (22)	1 (11)
JAN2014	10 (62)	3 (22)	4 (26)	3 (14)
FEB2014	10 (72)	2 (24)	5 (31)	3 (17)
MAR2014	7 (79)	2 (26)	4 (35)	1 (18)
APR2014	9 (88)	2 (28)	3 (38)	4 (22)
MAY2014	11 (99)	4 (32)	4 (42)	3 (25)
JUN2014	5 (104)	1 (33)	2 (44)	2 (27)
JUL2014	16 (120)	4 (37)	4 (48)	8 (35)
AUG2014	9 (129)	1 (38)	2 (50)	6 (41)
SEP2014	5 (134)	3 (41)	2 (52)	0 (41)
Average Enrolled per Month	10.3	3.4	4.0	3.2

HPTN 073 - PREP Initiation and Adherence Among BMSM
 All Age Groups
 Data as of 29NOV15

Figure 1A. Cumulative Enrollment - All Sites

Total Enrolled: 226 Enrollment Target: 225 Enrollment Needed: 0



Source: SCHARP (jzhuo) - /trials/hptn/p073/reporting/progress/code/g_accrual.sas, SAS Version 9.4 (30NOV2015,15:13)

HPTN 073 - PREP Initiation and Adherence Among BMSM
 All Age Groups
 Data as of 29NOV15

Figure 1B. GWU CRS

Total Enrolled: 75 Enrollment Target: 75 Enrollment Needed: 0

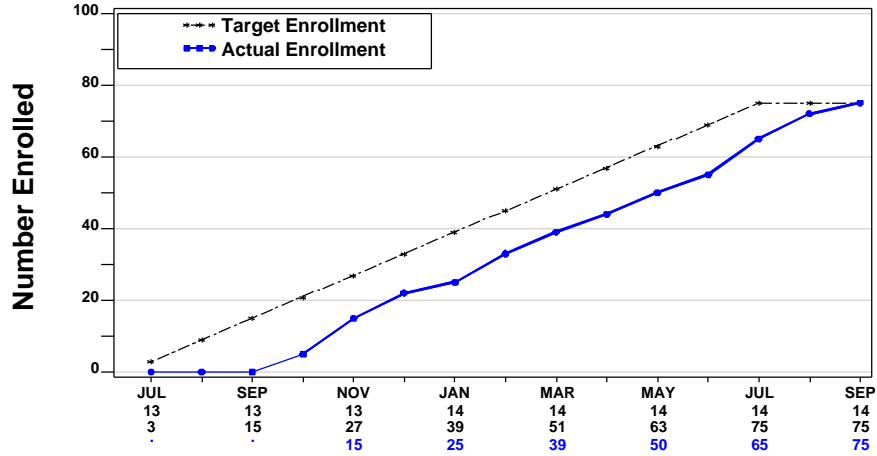


Figure 1C. UCLA CRS

Total Enrolled: 76 Enrollment Target: 75 Enrollment Needed: 0

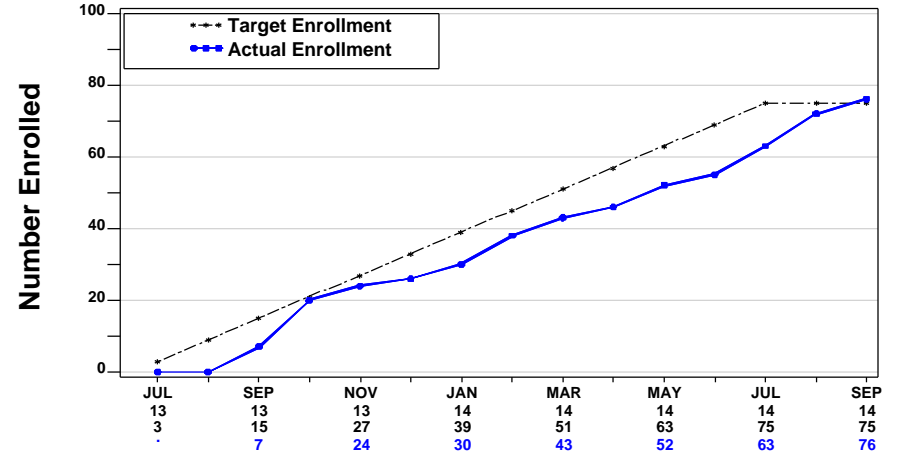
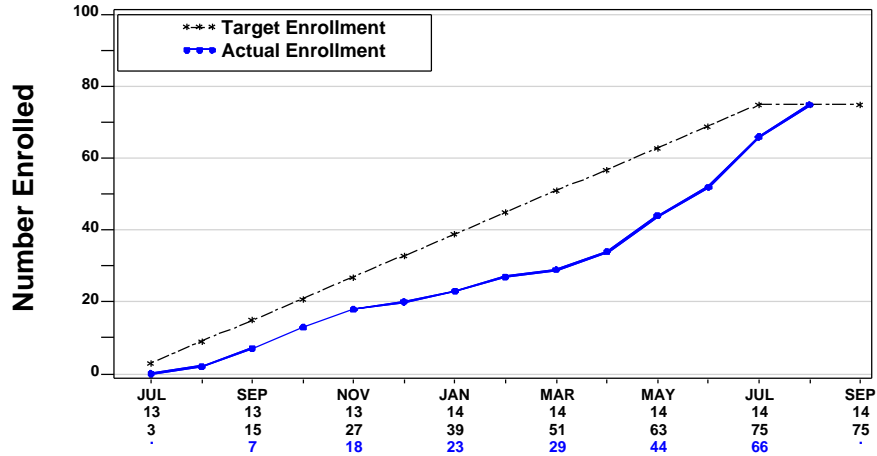


Figure 1D. UNC AIDS CRS

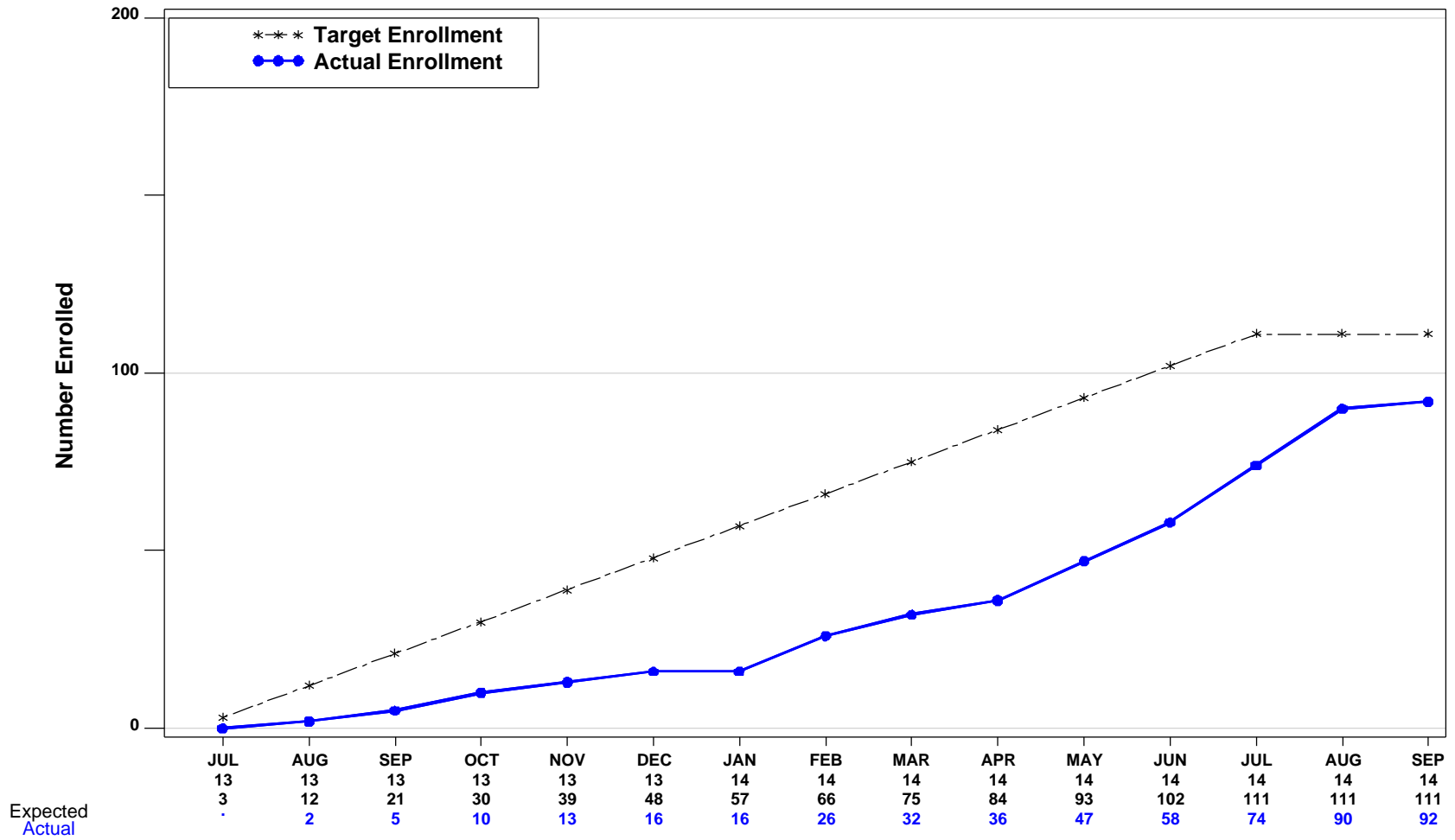
Total Enrolled: 75 Enrollment Target: 75 Enrollment Needed: 0



HPTN 073 - PREP Initiation and Adherence Among BMSM
 Age Group <25
 Data as of 29NOV15

Figure 1A. Cumulative Enrollment - All Sites

Total Enrolled: 92 Enrollment Target: 111 Enrollment Needed: 19



Source: SCHARP (jzhuo) - /trials/hptn/p073/reporting/progress/code/g_accrual.sas, SAS Version 9.4 (30NOV2015,15:13)

HPTN 073 - PREP Initiation and Adherence Among BMSM
 Age Group <25
 Data as of 29NOV15

Figure 1B. GWU CRS

Total Enrolled: 34 Enrollment Target: 37 Enrollment Needed: 3

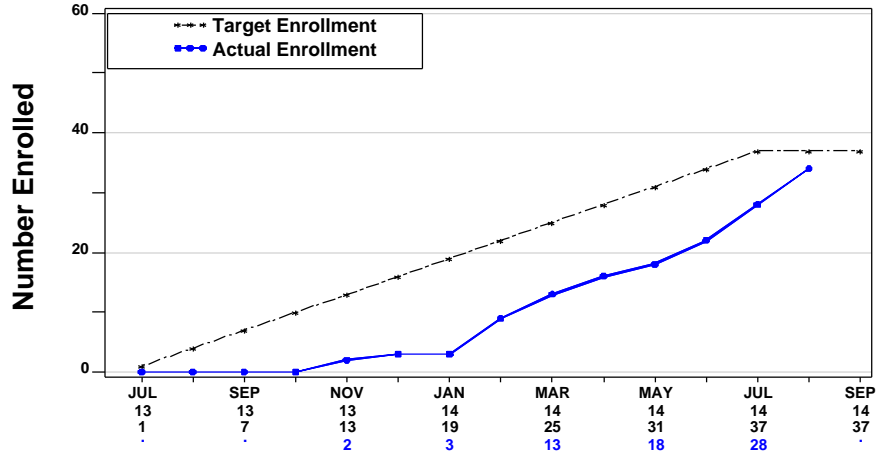


Figure 1C. UCLA CRS

Total Enrolled: 24 Enrollment Target: 37 Enrollment Needed: 13

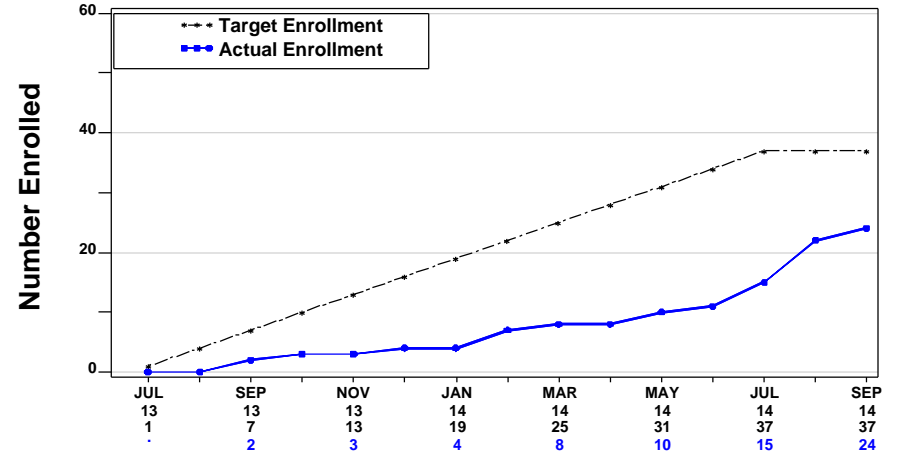
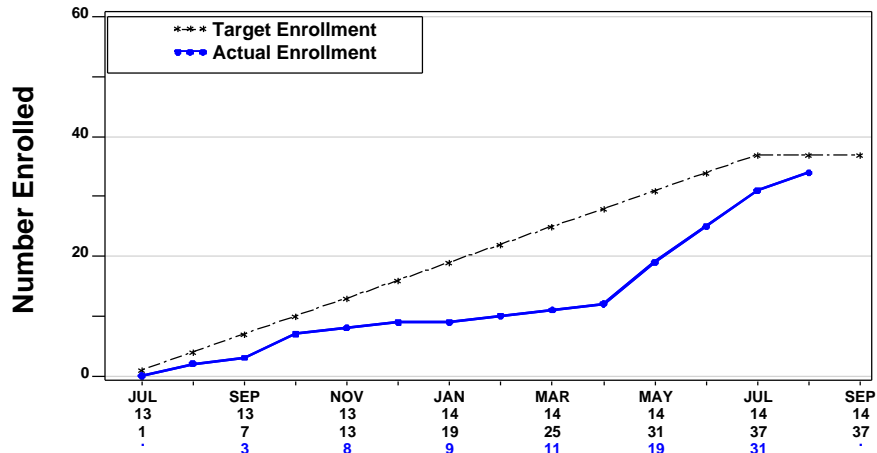


Figure 1D. UNC AIDS CRS

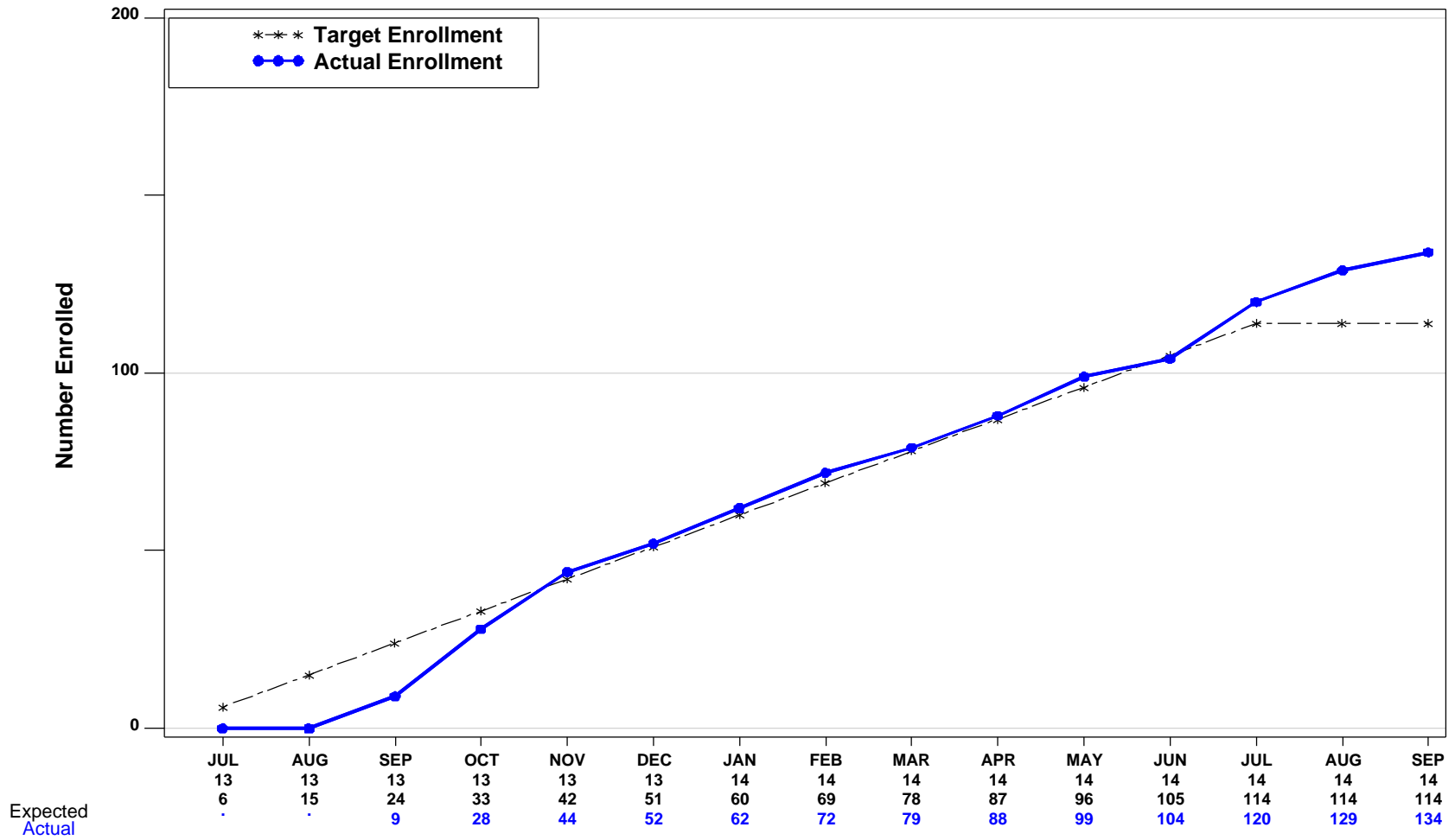
Total Enrolled: 34 Enrollment Target: 37 Enrollment Needed: 3



HPTN 073 - PREP Initiation and Adherence Among BMSM
 Age Group >=25
 Data as of 29NOV15

Figure 1A. Cumulative Enrollment - All Sites

Total Enrolled: 134 Enrollment Target: 114 Enrollment Needed: 0



Source: SCHARP (jzhuo) - /trials/hptn/p073/reporting/progress/code/g_accrual.sas, SAS Version 9.4 (30NOV2015,15:13)

HPTN 073 - PREP Initiation and Adherence Among BMSM
 Age Group >=25
 Data as of 29NOV15

Figure 1B. GWU CRS

Total Enrolled: 41 Enrollment Target: 38 Enrollment Needed: 0

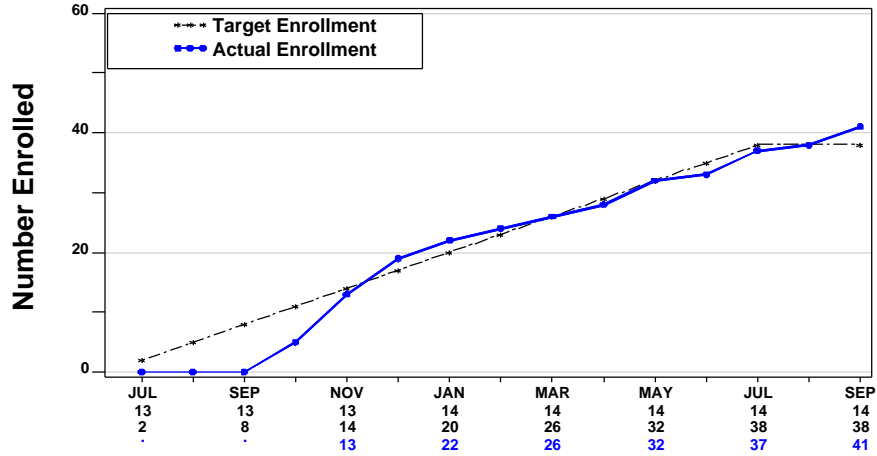


Figure 1C. UCLA CRS

Total Enrolled: 52 Enrollment Target: 38 Enrollment Needed: 0

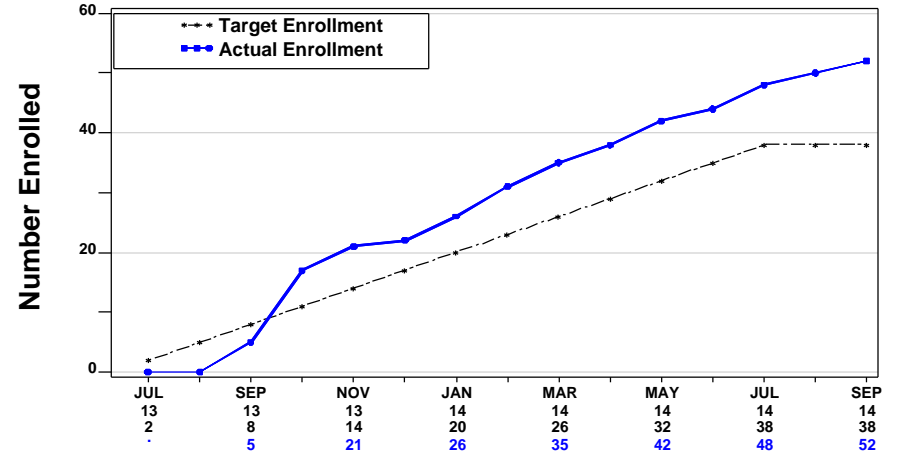


Figure 1D. UNC AIDS CRS

Total Enrolled: 41 Enrollment Target: 38 Enrollment Needed: 0

