

**HPTN 073 - PREP Initiation and Adherence Among BMSM
Data as of 11 September 2013**

Accrual Summary by Site

All Age Groups

Site	DAIDS Site ID	Activation Date	First Enrollment Date	Last Enrollment Date¹	Duration of Accrual² (weeks)	Enrollment Target	Total Enrolled	Average Enrolled per Week	Percent Enrolled
GWU CRS	31608	-	-	-	-	75	-	-	-
UCLA CRS	31607	-	03SEP2013	05SEP2013	1.3	75	4	3.1	5.3%
UNC AIDS CRS	3102	-	15AUG2013	06SEP2013	4.0	75	4	1.0	5.3%
Overall	-	-	15AUG2013	06SEP2013	4.0	225	8	2.0	3.6%

¹Date of most recent enrollment as of 11 September 2013.

²Duration of accrual based on first enrollment date.

**HPTN 073 - PREP Initiation and Adherence Among BMSM
Data as of 11 September 2013**

Accrual Summary and Accrual by Calendar Month and Site

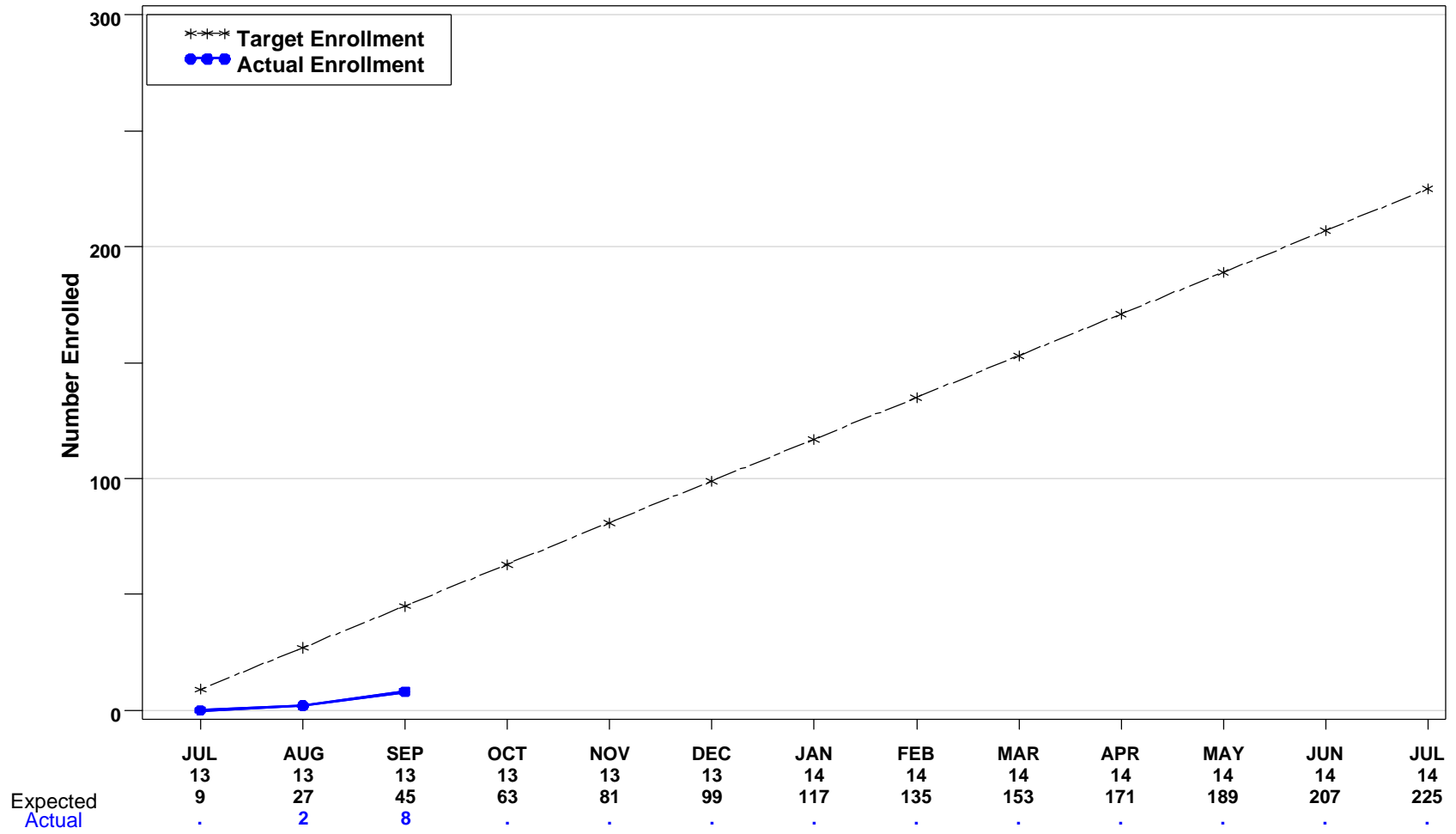
All Age Groups

	Overall	UCLA CRS Site ID 247	UNC AIDS CRS Site ID 248
Activation Date	-	-	-
First Enrollment Date	15AUG2013	03SEP2013	15AUG2013
Summary			
Total Enrolled	8	4	4
Enrollment_Target	225	75	75
Percent Enrolled	3.6%	5.3%	5.3%
Accrual			
Calendar Month of Accrual			
AUG2013	2 (2)	- (-)	2 (2)
SEP2013	10 (12)	8 (8)	2 (4)
Average Enrolled per Month	6.0	8.0	2.0

HPTN 073 - PREP Initiation and Adherence Among BMSM
 All Age Groups
 Data as of 11SEP13

Figure 1A. Cumulative Enrollment - All Sites

Total Enrolled: 8 Enrollment Target: 225 Enrollment Needed: 217



Source: SCHARP (jzhuo) - /trials/hptn/p073/reporting/progress/code/g_accrual.sas, SAS Version 9.2 (12SEP2013,3:01)

HPTN 073 - PREP Initiation and Adherence Among BMSM
 All Age Groups
 Data as of 11SEP13

Figure 1B. GWU CRS

Total Enrolled: 0 Enrollment Target: 75 Enrollment Needed: 75

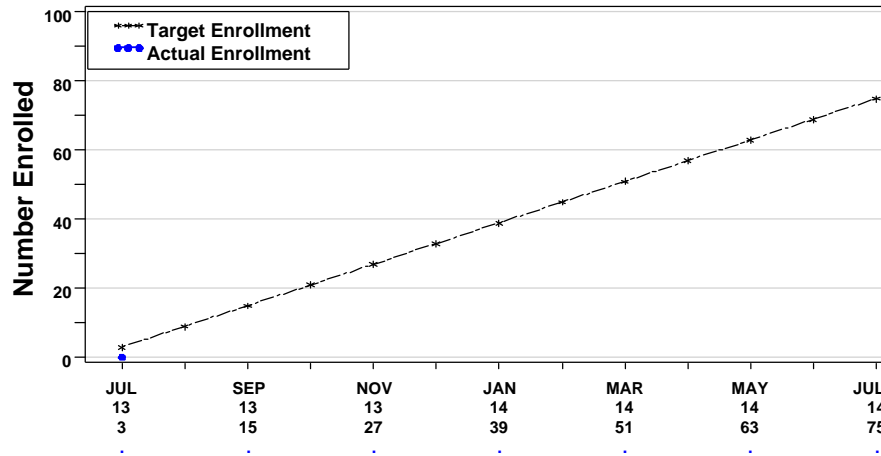


Figure 1C. UCLA CRS

Total Enrolled: 4 Enrollment Target: 75 Enrollment Needed: 71

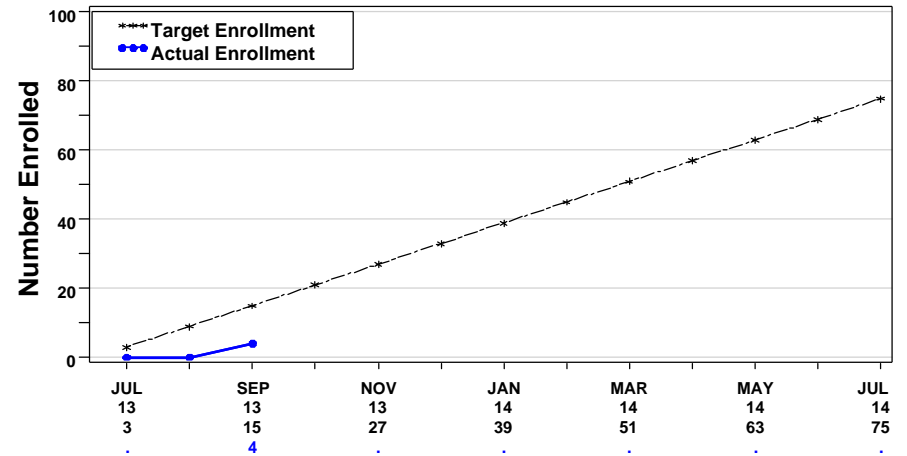
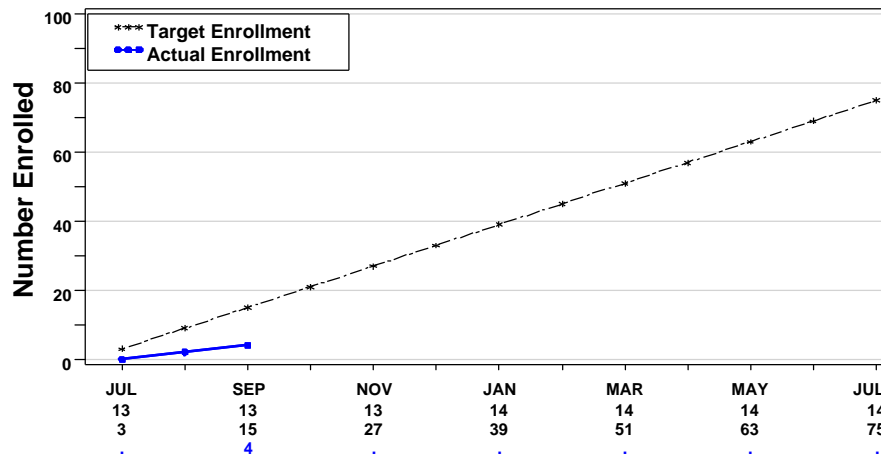


Figure 1D. UNC AIDS CRS

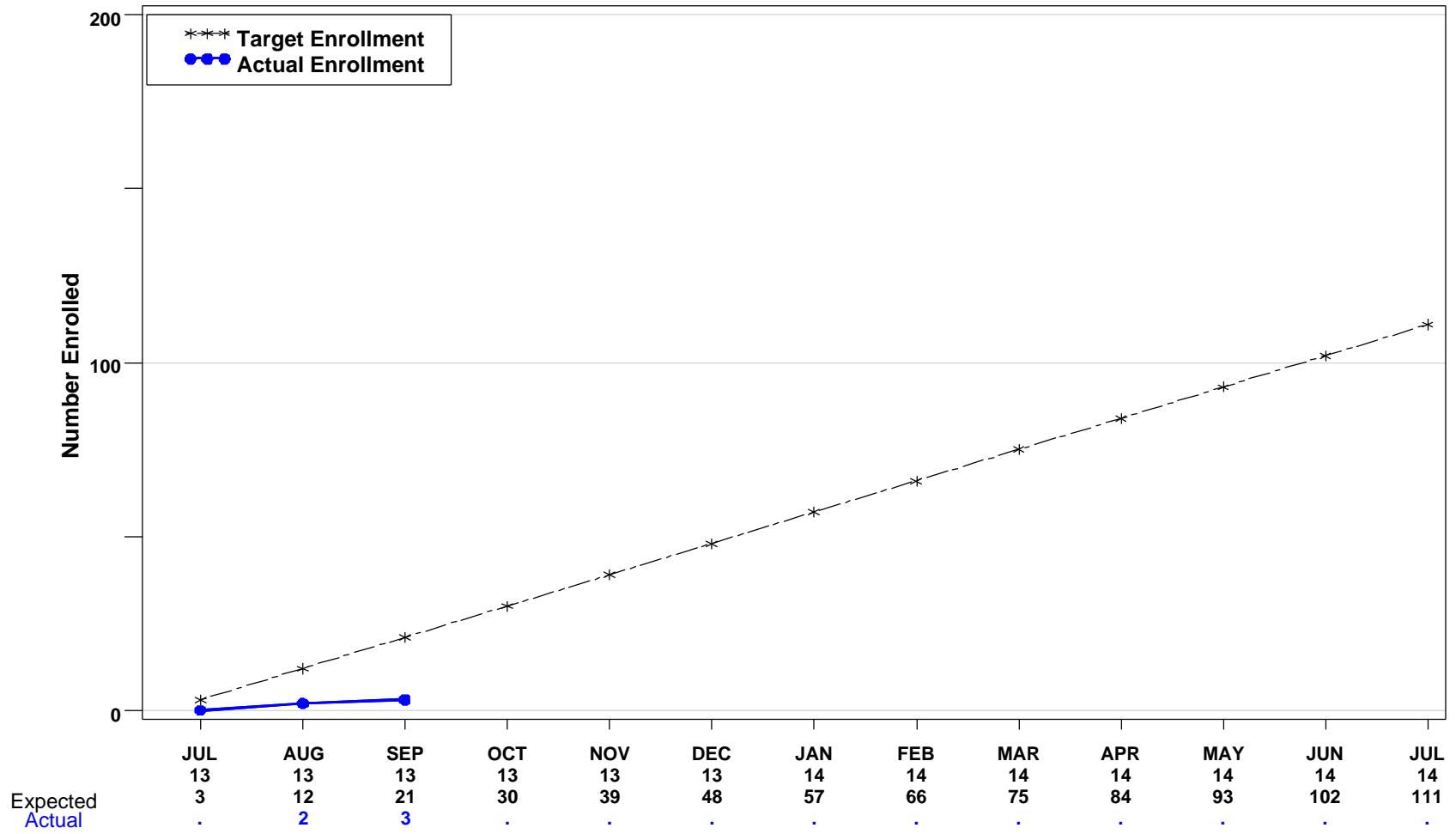
Total Enrolled: 4 Enrollment Target: 75 Enrollment Needed: 71



HPTN 073 - PREP Initiation and Adherence Among BSM
 Age Group <25
 Data as of 11SEP13

Figure 1A. Cumulative Enrollment - All Sites

Total Enrolled: 3 Enrollment Target: 111 Enrollment Needed: 108



Source: SCHARP (jzhuo) - /trials/hptn/p073/reporting/progress/code/g_accrual.sas, SAS Version 9.2 (12SEP2013,3:01)

HPTN 073 - PREP Initiation and Adherence Among BMSM
 Age Group <25
 Data as of 11SEP13

Figure 1B. GWU CRS

Total Enrolled: 0 Enrollment Target: 37 Enrollment Needed: 37

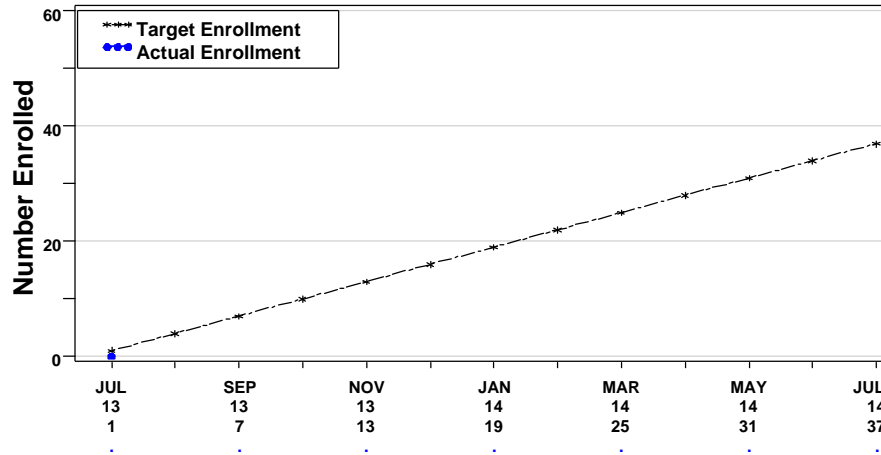


Figure 1C. UCLA CRS

Total Enrolled: 0 Enrollment Target: 37 Enrollment Needed: 37

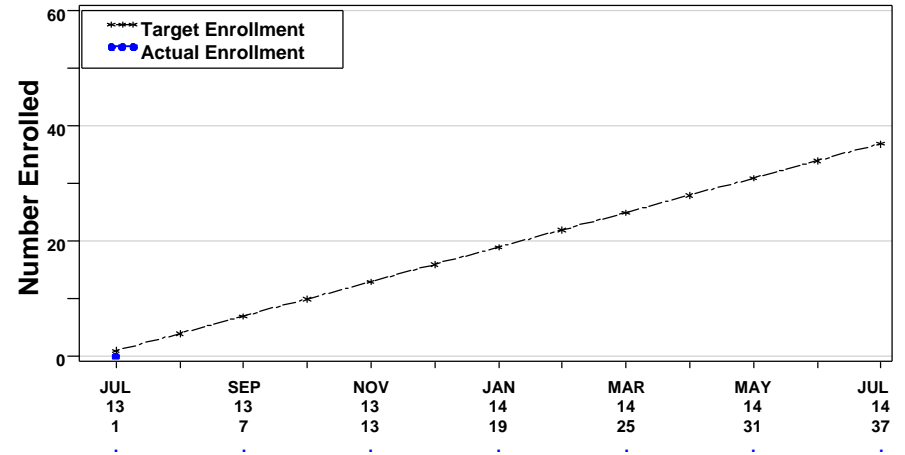
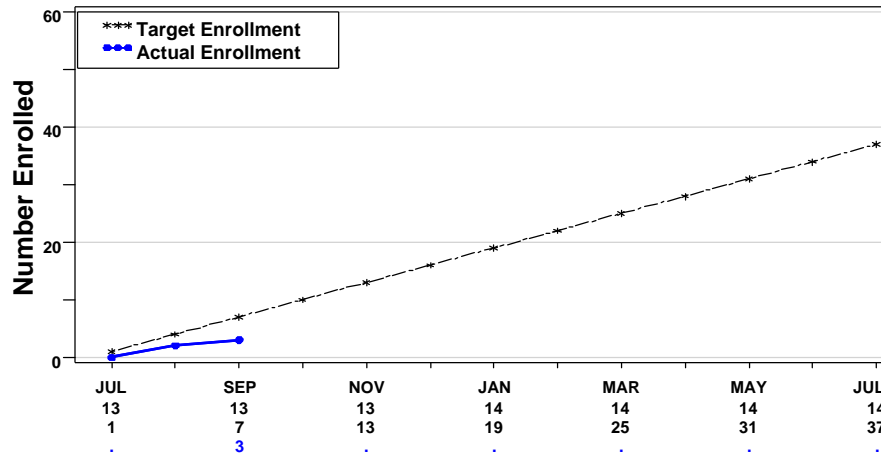


Figure 1D. UNC AIDS CRS

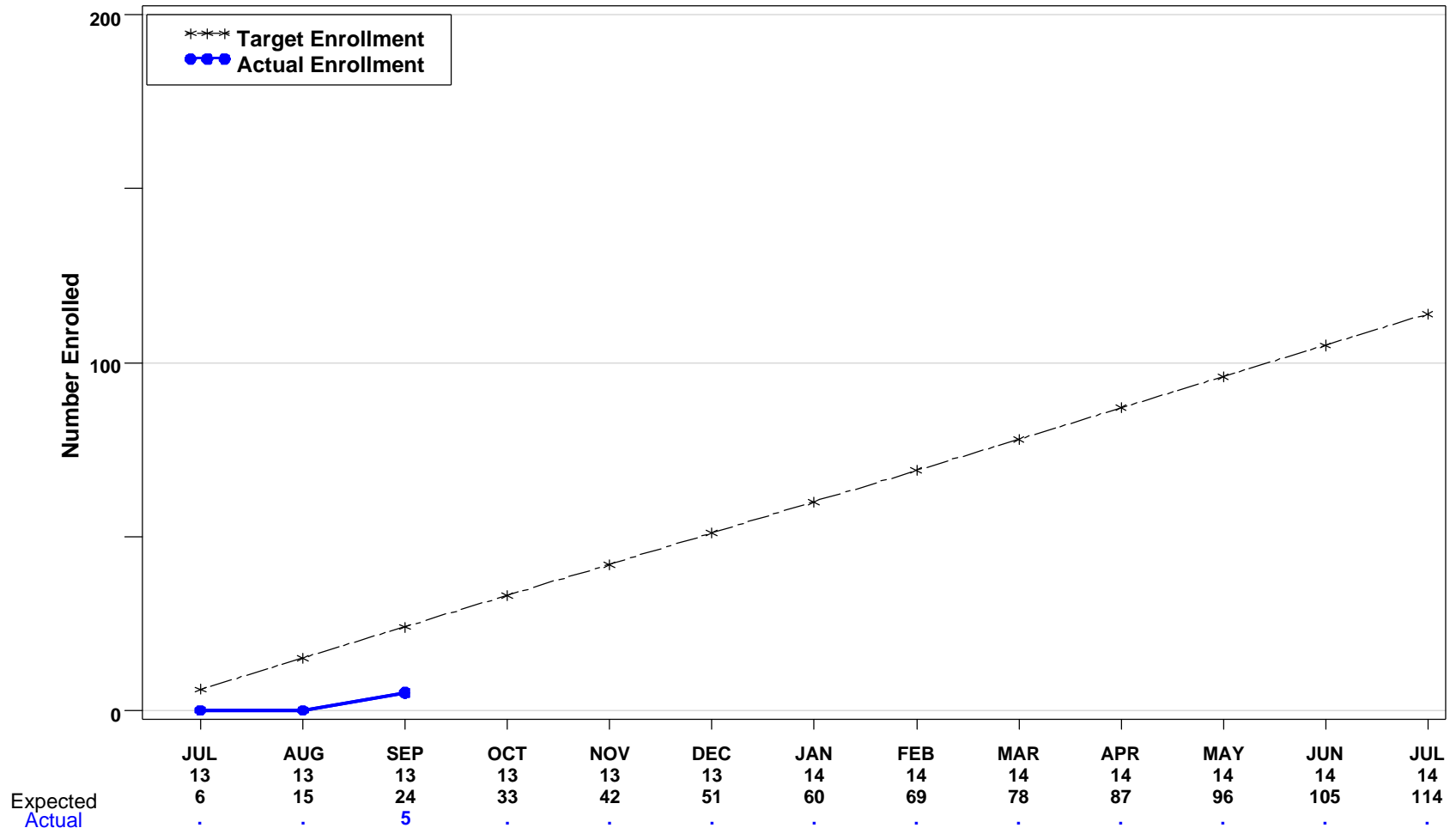
Total Enrolled: 3 Enrollment Target: 37 Enrollment Needed: 34



HPTN 073 - PREP Initiation and Adherence Among BMSM
 Age Group >=25
 Data as of 11SEP13

Figure 1A. Cumulative Enrollment - All Sites

Total Enrolled: 5 Enrollment Target: 114 Enrollment Needed: 109



Source: SCHARP (jzhuo) - /trials/hptn/p073/reporting/progress/code/g_accrual.sas, SAS Version 9.2 (12SEP2013,3:01)

HPTN 073 - PREP Initiation and Adherence Among BMSM
 Age Group >=25
 Data as of 11SEP13

Figure 1B. GWU CRS

Total Enrolled: 0 Enrollment Target: 38 Enrollment Needed: 38

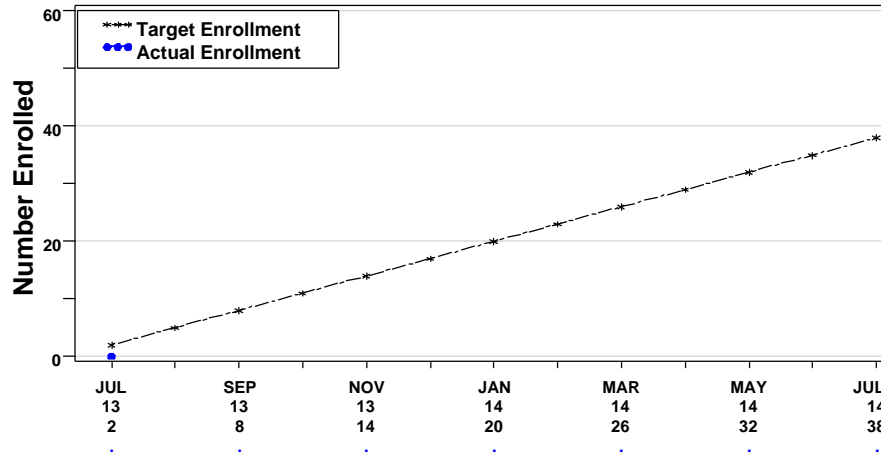


Figure 1C. UCLA CRS

Total Enrolled: 4 Enrollment Target: 38 Enrollment Needed: 34

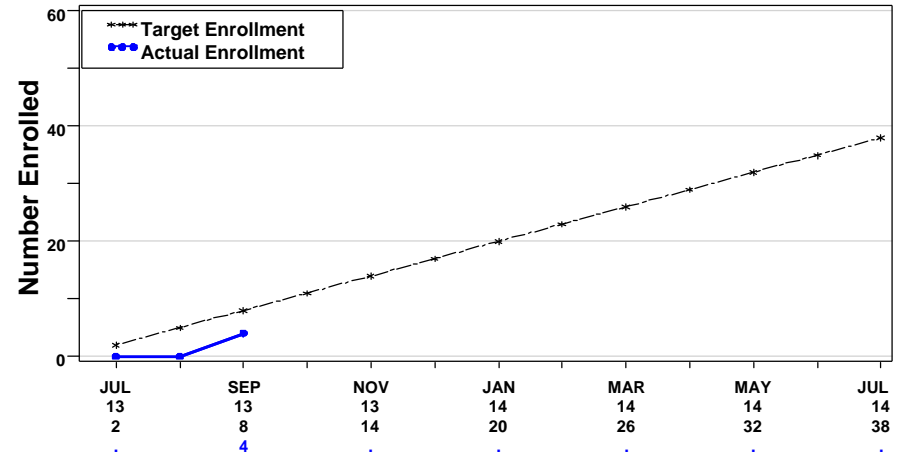


Figure 1D. UNC AIDS CRS

Total Enrolled: 1 Enrollment Target: 38 Enrollment Needed: 37

