

Enrollment and Randomization Report: HPTN067
Data Through: Thursday, July 30, 2015
Report Run: Thursday, August 6, 2015

Total Enrollment: 622
Number of Weeks: 139 Average Per Week: 4.5

			Enrollment During Week Beginning On										
			07JUN15	14JUN15	21JUN15	28JUN15	05JUL15	12JUL15	19JUL15	26JUL15			
Site	First Enrollment Date	Enrollment Through 06JUN15								Total Weeks	Total Enrollment	Average Per Week	
South Africa: Cape Town	12SEP11	191									56	191	3.4
Thailand: Bangkok	04JUL12	193									56	193	3.4
US: Harlem	28JAN13	238									67	238	3.6

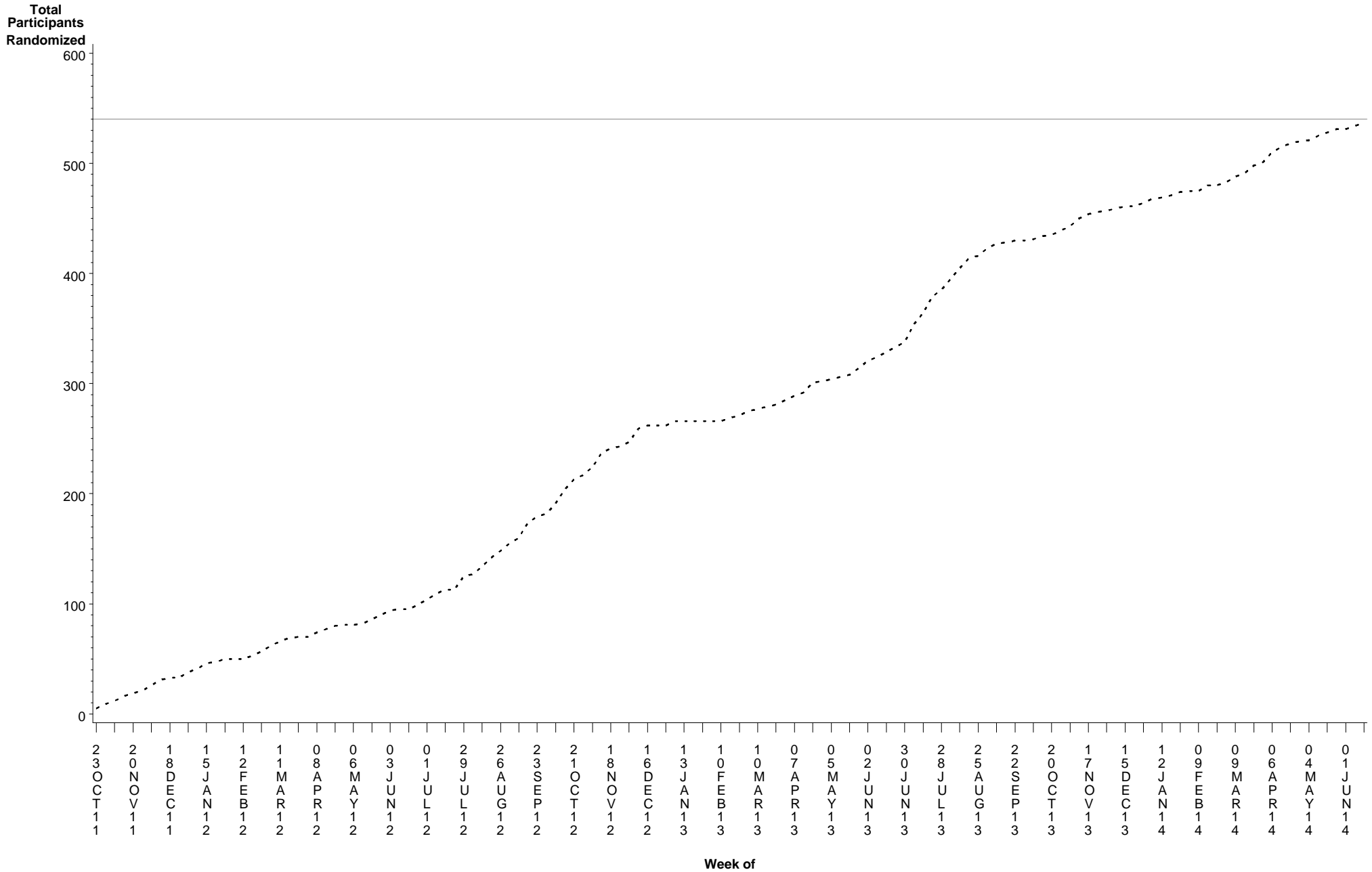
The enrollment target is 540 evaluable participants (i.e., 540 randomized participants).

Total Randomized: 537 Protocol Target: 540 Randomizations Needed: 3
Number of Weeks: 139 Average Per Week: 3.9

			Randomized During Week Beginning On												
			07JUN15	14JUN15	21JUN15	28JUN15	05JUL15	12JUL15	19JUL15	26JUL15					
Site	First Randomization Date	Randomized Through 06JUN15								Total Weeks	Total Randomized	Average Per Week	Site Target	Randomizations Needed	
South Africa: Cape Town	24OCT11	179									56	179	3.2	180	1
Thailand: Bangkok	16AUG12	179									57	179	3.1	180	1
US: Harlem	12MAR13	179									67	179	2.7	180	1

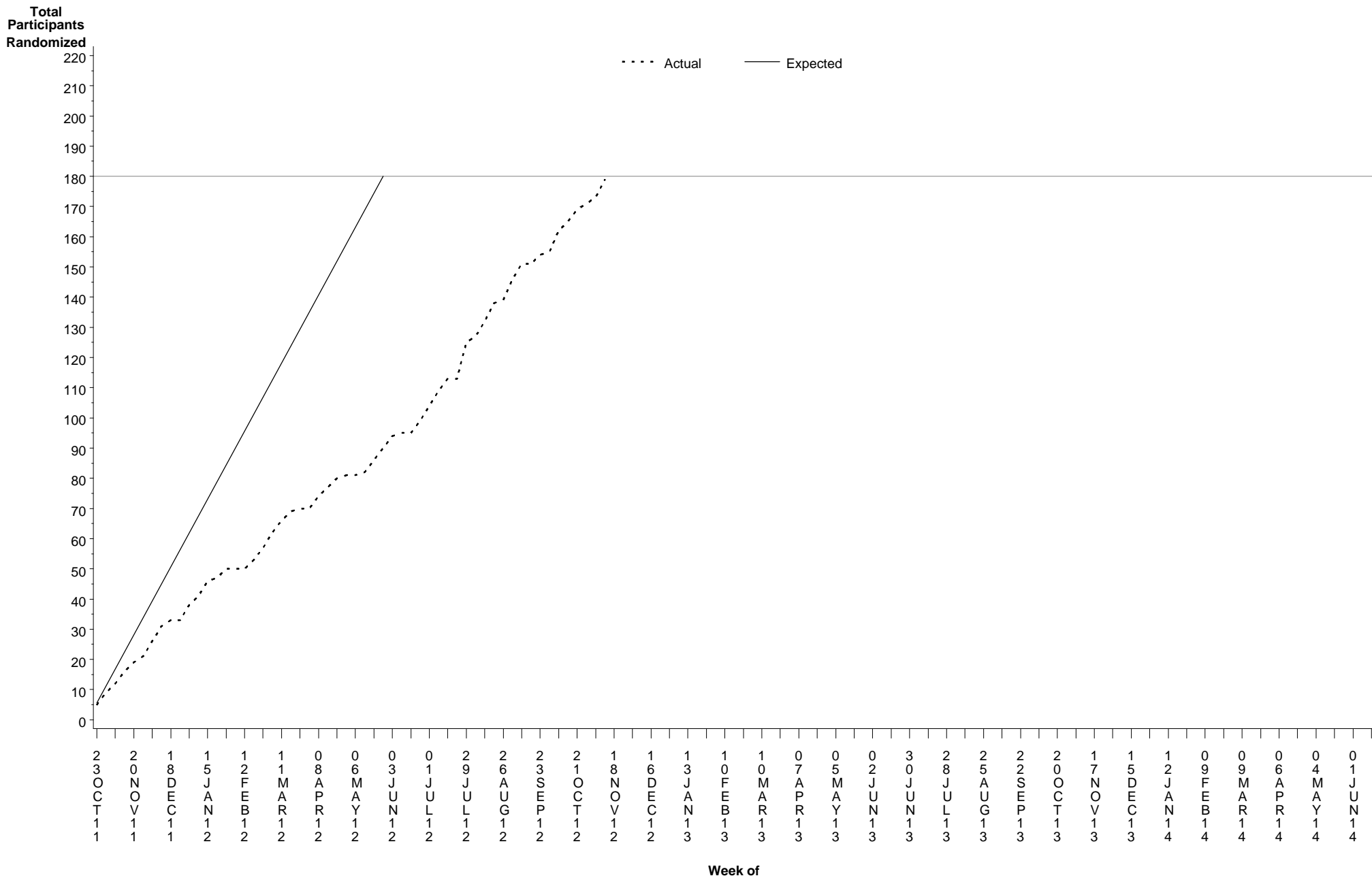
Randomizations: HPTN067
 Data Through: Monday, July 6, 2015
 Report Run: Monday, July 13, 2015
 All Sites

Total Randomized: 537 Target: 540 Randomizations Needed: 3
 First Randomization Date: 24OCT11 Number of Weeks: 139 Average Per Week: 3.9



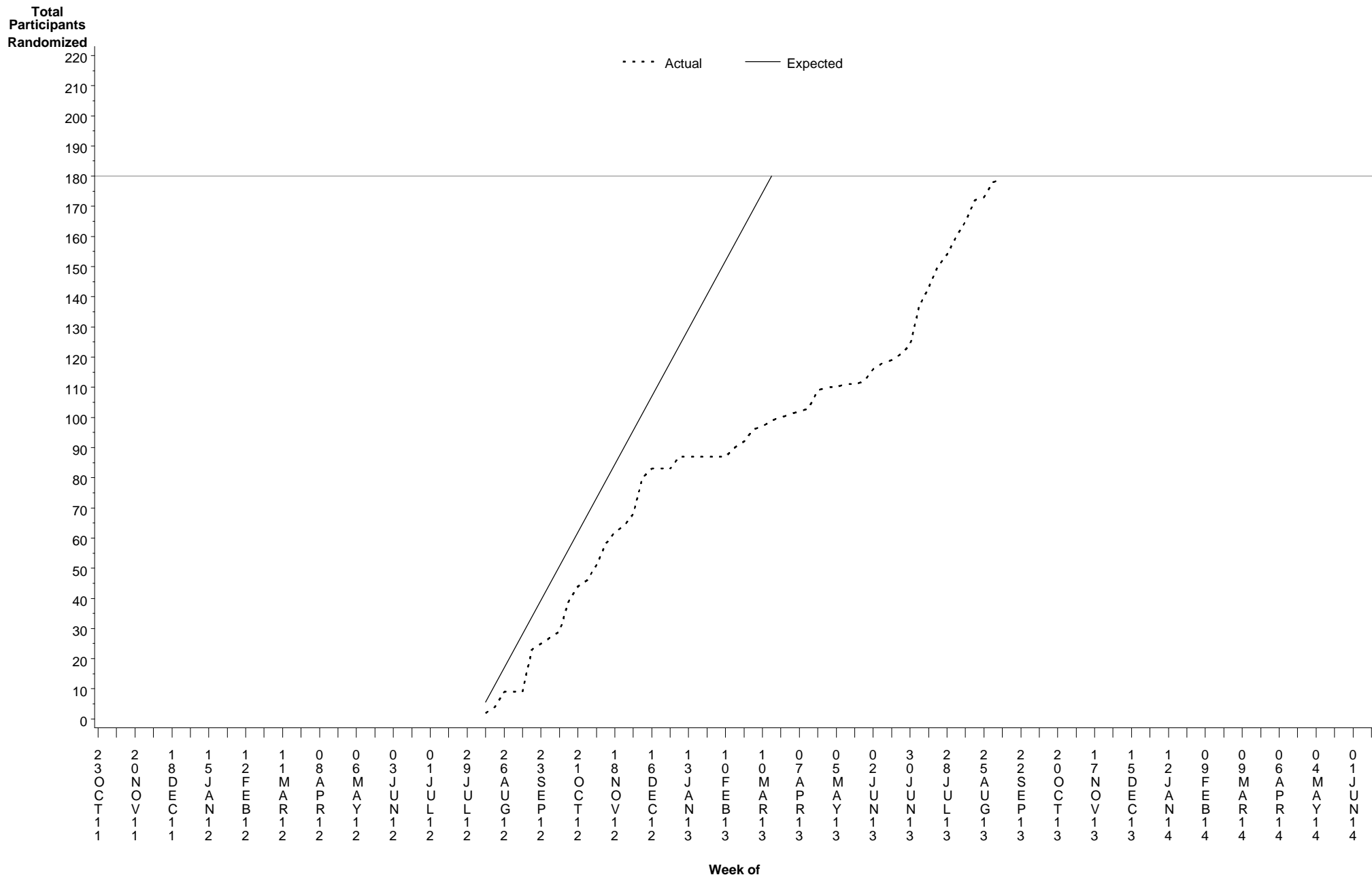
Randomizations: HPTN067
Data Through: Monday, July 6, 2015
Report Run: Monday, July 13, 2015
South Africa: Cape Town

Total Randomized: 179 Target: 180 Randomizations Needed: 1
First Randomization Date: 24OCT11 Number of Weeks: 56 Average Per Week: 3.2



Randomizations: HPTN067
Data Through: Monday, July 6, 2015
Report Run: Monday, July 13, 2015
Thailand: Bangkok

Total Randomized: 179 Target: 180 Randomizations Needed: 1
First Randomization Date: 16AUG12 Number of Weeks: 57 Average Per Week: 3.1



Randomizations: HPTN067
 Data Through: Monday, July 6, 2015
 Report Run: Monday, July 13, 2015
 US: Harlem

Total Randomized: 179 Target: 180 Randomizations Needed: 1
 First Randomization Date: 12MAR13 Number of Weeks: 67 Average Per Week: 2.7

