

**HPTN 065 - A Feasibility Study of Test, Link to Care, plus Treat for HIV Prevention in US  
Data as of 13 September 2015**

**Prevention for Positives**

**Accrual Summary by Site**

City	Site	Site ID	Activation Date	First Enrollment Date	Last Enrollment Date <sup>1</sup>	Duration of Accrual <sup>2</sup> (weeks)	Enrollment Target	Total Enrolled	Average Enrolled per Week	Percent Enrolled
	<b>Overall</b>	-	<b>04JAN2013</b>	<b>10JAN2013</b>	<b>31DEC2013</b>	<b>139.6</b>	<b>1185</b>	<b>948</b>	<b>6.8</b>	<b>80.0%</b>
Bronx	Jacobi Medical Center	255	17JAN2013	21FEB2013	30DEC2013	133.6	220	145	1.1	65.9%
	James J Peters VA Medical Center	258	15JAN2013	25FEB2013	27DEC2013	133.0	110	98	0.7	89.1%
	Montefiore Adult AIDS Clinic	261	01FEB2013	10APR2013	28OCT2013	126.7	110	109	0.9	99.1%
	Montefiore Comprehensive	263	24APR2013	03MAY2013	30DEC2013	123.4	80	71	0.6	88.8%
DC	Capital Medical Associates	153	04JAN2013	15JAN2013	29OCT2013	138.9	35	31	0.2	88.6%
	DC VA Medical Center	166	07FEB2013	19FEB2013	21NOV2013	133.9	110	110	0.8	100.0%
	Family Medical and Counseling Services	158	11FEB2013	07MAR2013	19DEC2013	131.6	110	30	0.2	27.3%
	George Washington University	159	01FEB2013	05APR2013	20DEC2013	127.4	110	88	0.7	80.0%
	Georgetown University Hospital	160	01FEB2013	01MAR2013	31DEC2013	132.4	110	91	0.7	82.7%
	Whitman Walker Health	168	08JAN2013	10JAN2013	30DEC2013	139.6	190	175	1.3	92.1%

<sup>1</sup>Date of most recent enrollment as of 13 September 2015.

<sup>2</sup>Duration of accrual based on first enrollment date.

**HPTN 065 - A Feasibility Study of Test, Link to Care, plus Treat for HIV Prevention in US  
Data as of 13 September 2015**

**Prevention for Positives**

**Accrual Summary and Accrual by Calendar Month and Site**

**Bronx**

	Overall	Jacobi Medical Center Site ID 255	James J Peters VA Medical Center Site ID 258	Montefiore Adult AIDS Clinic Site ID 261	Montefiore Comprehensive Site ID 263
Activation Date	15JAN2013	17JAN2013	15JAN2013	01FEB2013	24APR2013
First Enrollment Date	21FEB2013	21FEB2013	25FEB2013	10APR2013	03MAY2013
<b>Summary</b>					
Total Enrolled	423	145	98	109	71
Enrollment_Target	520	220	110	110	80
Percent Enrolled	81.3%	65.9%	89.1%	99.1%	88.8%
<b>Accrual</b>					
Calendar Month of Accrual					
FEB2013	8 ( 8)	1 ( 1)	7 ( 7)	- (-)	- (-)
MAR2013	26 ( 34)	1 ( 2)	25 ( 32)	- (-)	- (-)
APR2013	34 ( 68)	0 ( 2)	17 ( 49)	17 ( 17)	- (-)
MAY2013	22 ( 90)	3 ( 5)	2 ( 51)	14 ( 31)	3 ( 3)
JUN2013	63 ( 153)	30 ( 35)	16 ( 67)	16 ( 47)	1 ( 4)
JUL2013	43 ( 196)	15 ( 50)	6 ( 73)	12 ( 59)	10 ( 14)
AUG2013	56 ( 252)	26 ( 76)	8 ( 81)	13 ( 72)	9 ( 23)
SEP2013	57 ( 309)	27 ( 103)	3 ( 84)	20 ( 92)	7 ( 30)
OCT2013	60 ( 369)	28 ( 131)	6 ( 90)	17 ( 109)	9 ( 39)
NOV2013	35 ( 404)	4 ( 135)	6 ( 96)	0 ( 109)	25 ( 64)
DEC2013	19 ( 423)	10 ( 145)	2 ( 98)	0 ( 109)	7 ( 71)
Average Enrolled per Month	38.4	13.1	8.9	12.1	8.8

**HPTN 065 - A Feasibility Study of Test, Link to Care, plus Treat for HIV Prevention in US  
Data as of 13 September 2015**

**Prevention for Positives**

**Accrual Summary and Accrual by Calendar Month and Site**

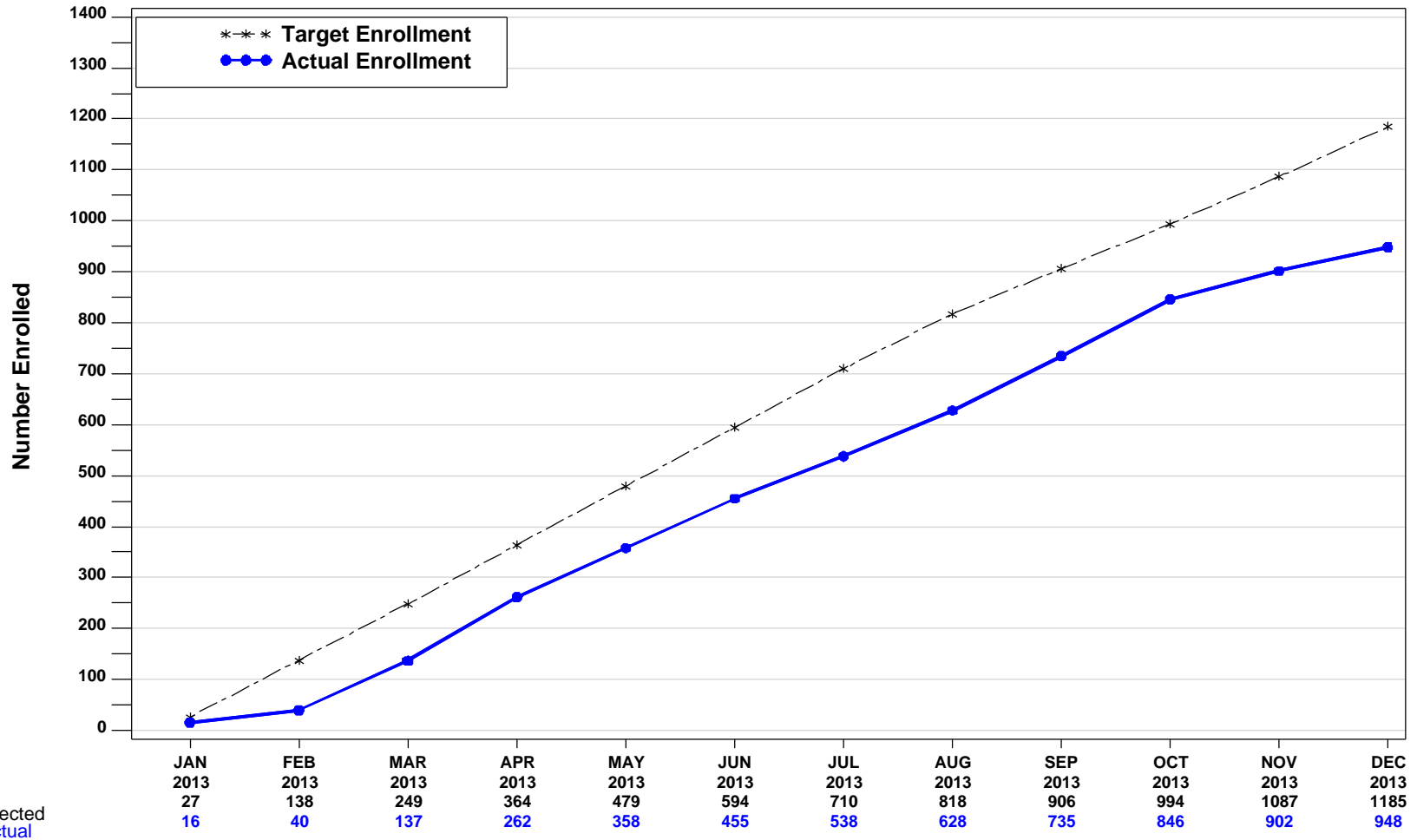
**DC**

	<b>Overall</b>	<b>Capital Medical Associates Site ID 153</b>	<b>DC VA Medical Center Site ID 166</b>	<b>Family Medical and Counseling Services Site ID 158</b>	<b>George Washington University Site ID 159</b>	<b>Georgetown University Hospital Site ID 160</b>	<b>Whitman Walker Health Site ID 168</b>
Activation Date	04JAN2013	04JAN2013	07FEB2013	11FEB2013	01FEB2013	01FEB2013	08JAN2013
First Enrollment Date	10JAN2013	15JAN2013	19FEB2013	07MAR2013	05APR2013	01MAR2013	10JAN2013
<b>Summary</b>							
Total Enrolled	525	31	110	30	88	91	175
Enrollment_Target	665	35	110	110	110	110	190
Percent Enrolled	78.9%	88.6%	100.0%	27.3%	80.0%	82.7%	92.1%
<b>Accrual</b>							
<b>Calendar Month of Accrual</b>							
JAN2013	16 ( 16)	2 ( 2)	- (-)	- (-)	- (-)	- (-)	14 ( 14)
FEB2013	16 ( 32)	4 ( 6)	3 ( 3)	- (-)	- (-)	- (-)	9 ( 23)
MAR2013	71 ( 103)	11 ( 17)	5 ( 8)	2 ( 2)	- (-)	9 ( 9)	44 ( 67)
APR2013	91 ( 194)	4 ( 21)	15 ( 23)	5 ( 7)	8 ( 8)	20 ( 29)	39 ( 106)
MAY2013	74 ( 268)	6 ( 27)	19 ( 42)	1 ( 8)	17 ( 25)	5 ( 34)	26 ( 132)
JUN2013	34 ( 302)	0 ( 27)	9 ( 51)	0 ( 8)	4 ( 29)	8 ( 42)	13 ( 145)
JUL2013	40 ( 342)	3 ( 30)	18 ( 69)	3 ( 11)	6 ( 35)	8 ( 50)	2 ( 147)
AUG2013	34 ( 376)	0 ( 30)	18 ( 87)	6 ( 17)	5 ( 40)	2 ( 52)	3 ( 150)
SEP2013	50 ( 426)	0 ( 30)	7 ( 94)	8 ( 25)	17 ( 57)	16 ( 68)	2 ( 152)
OCT2013	51 ( 477)	1 ( 31)	8 ( 102)	3 ( 28)	11 ( 68)	11 ( 79)	17 ( 169)
NOV2013	21 ( 498)	0 ( 31)	8 ( 110)	0 ( 28)	11 ( 79)	1 ( 80)	1 ( 170)
DEC2013	27 ( 525)	0 ( 31)	0 ( 110)	2 ( 30)	9 ( 88)	11 ( 91)	5 ( 175)
Average Enrolled per Month	43.7	2.5	10.0	3.0	9.7	9.1	14.5

HPTN 065 - A Feasibility Study of Test, Link to Care, plus Treat for HIV Prevention in US  
 Prevention for Positives  
 Data as of 13SEP15

**Figure 1A. Cumulative Enrollment - All Sites**

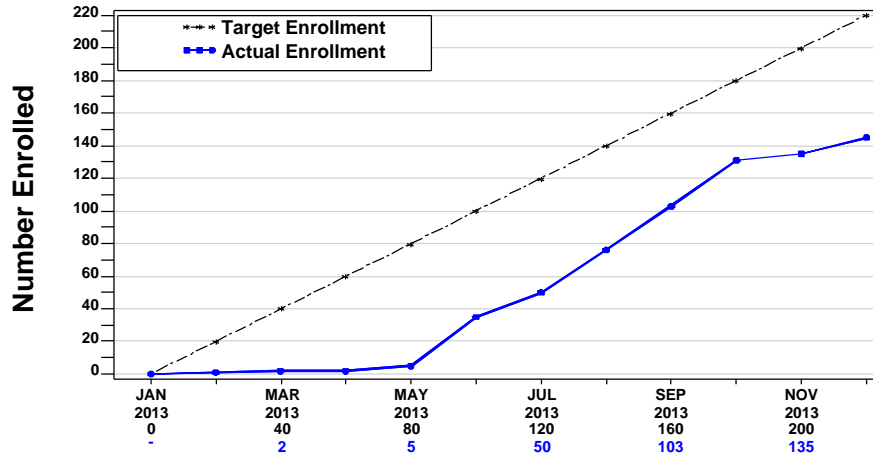
**Total Enrolled: 948   Enrollment Target: 1295   Enrollment Needed: 347**



HPTN 065 - A Feasibility Study of Test, Link to Care, plus Treat for HIV Prevention in US  
 Prevention for Positives - Bronx  
 Data as of 13SEP15

**Figure 1B. Jacobi Medical Center**

Total Enrolled: 145 Enrollment Target: 220 Enrollment Needed: 75



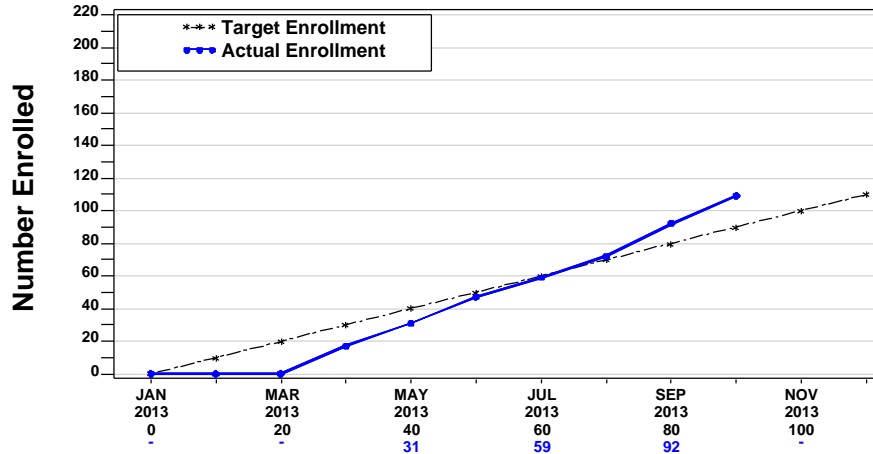
**Figure 1C. James J Peters VA Medical Center**

Total Enrolled: 98 Enrollment Target: 110 Enrollment Needed: 12



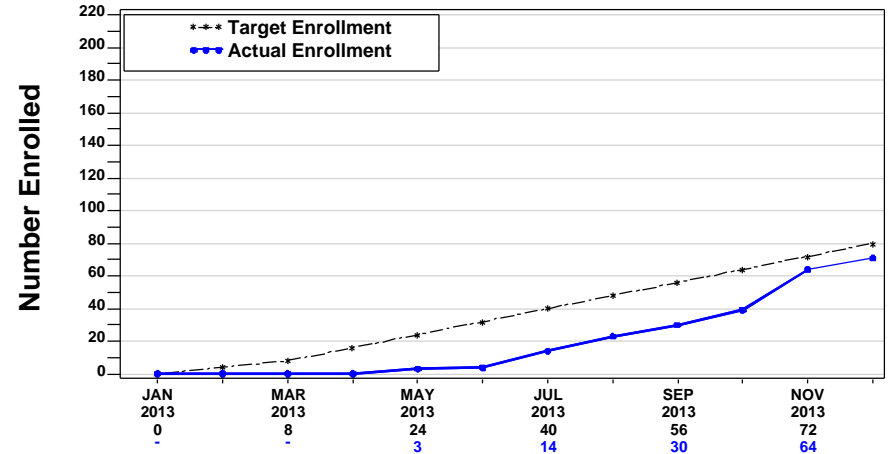
**Figure 1D. Montefiore Adult AIDS Clinic**

Total Enrolled: 109 Enrollment Target: 110 Enrollment Needed: 1



**Figure 1E. Montefiore Comprehensive**

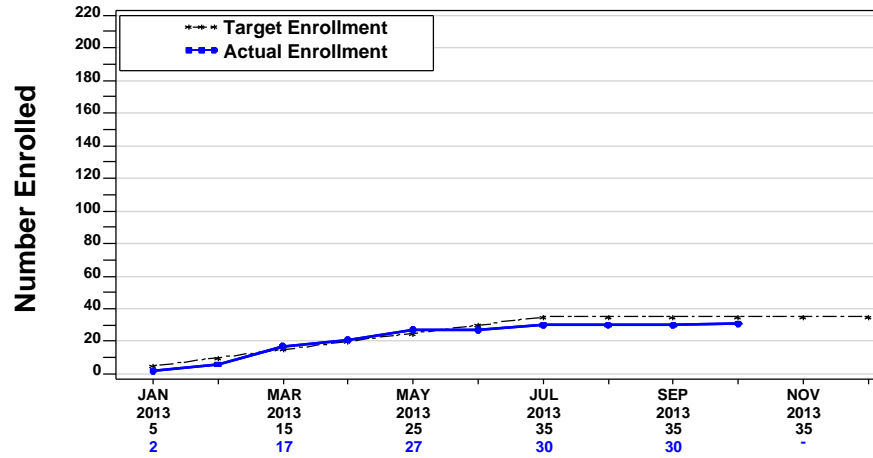
Total Enrolled: 71 Enrollment Target: 80 Enrollment Needed: 9



HPTN 065 - A Feasibility Study of Test, Link to Care, plus Treat for HIV Prevention in US  
Prevention for Positives - Bronx  
Data as of 13SEP15

**Figure 1F. Capital Medical Associates**

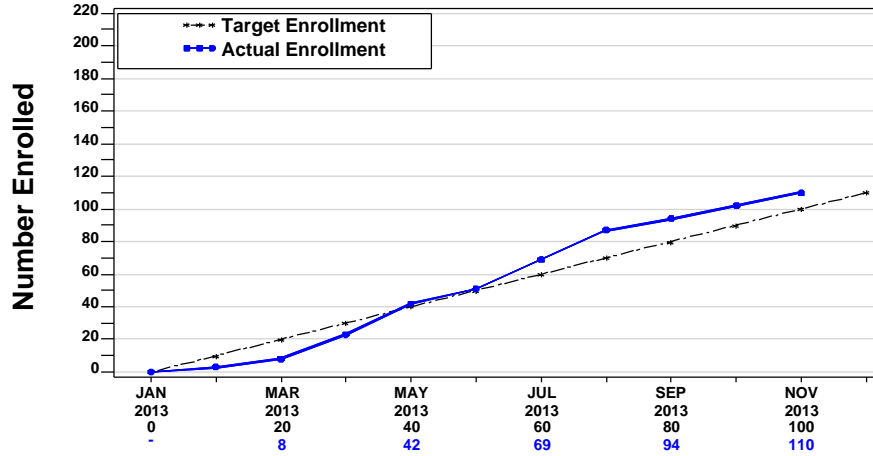
Total Enrolled: 31 Enrollment Target: 35 Enrollment Needed: 4



HPTN 065 - A Feasibility Study of Test, Link to Care, plus Treat for HIV Prevention in US  
 Prevention for Positives - DC  
 Data as of 13SEP15

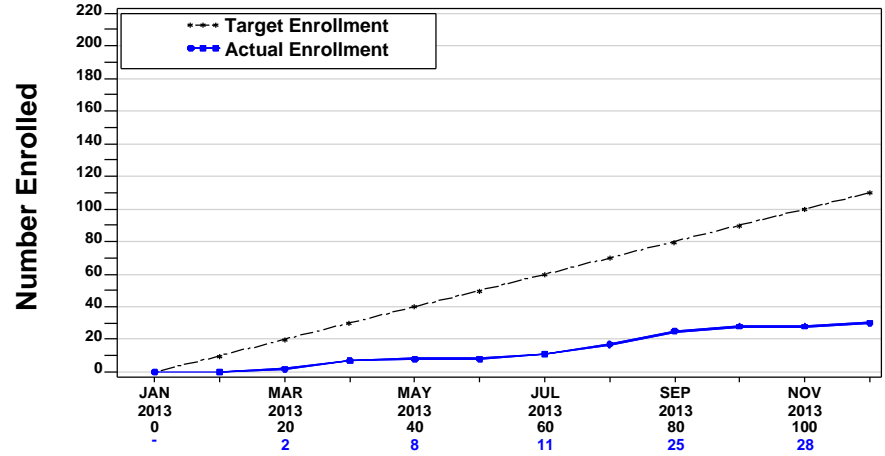
**Figure 1G. DC VA Medical Center**

Total Enrolled: 110 Enrollment Target: 110 Enrollment Needed: 0



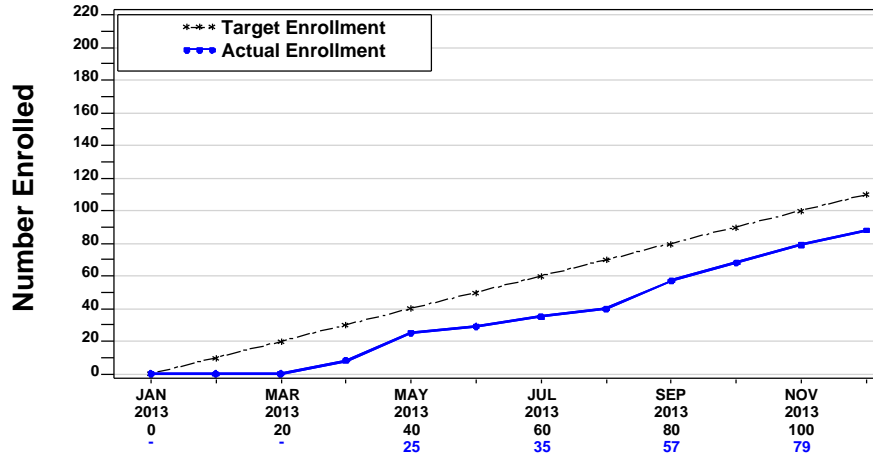
**Figure 1H. Family Medical and Counseling Services**

Total Enrolled: 30 Enrollment Target: 110 Enrollment Needed: 80



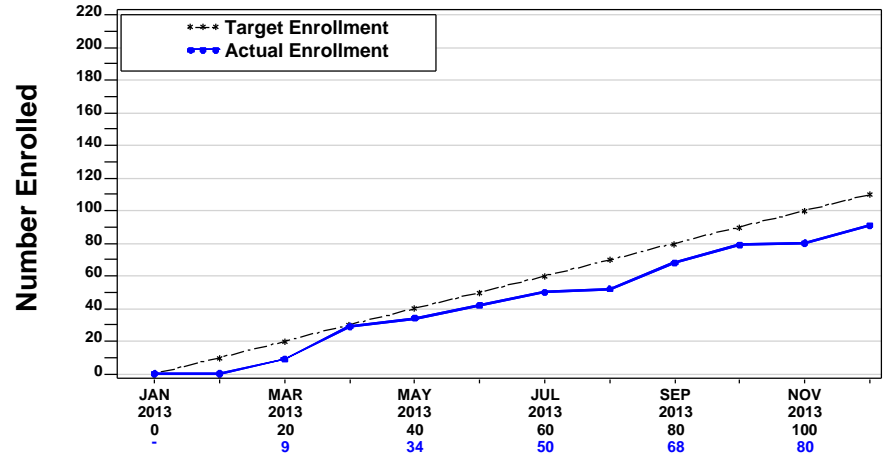
**Figure 1I. George Washington University**

Total Enrolled: 88 Enrollment Target: 110 Enrollment Needed: 22



**Figure 1J. Georgetown University Hospital**

Total Enrolled: 91 Enrollment Target: 110 Enrollment Needed: 19



HPTN 065 - A Feasibility Study of Test, Link to Care, plus Treat for HIV Prevention in US  
Prevention for Positives - DC  
Data as of 13SEP15

Figure 1K. Whitman Walker Health

Total Enrolled: 175 Enrollment Target: 190 Enrollment Needed: 15

