

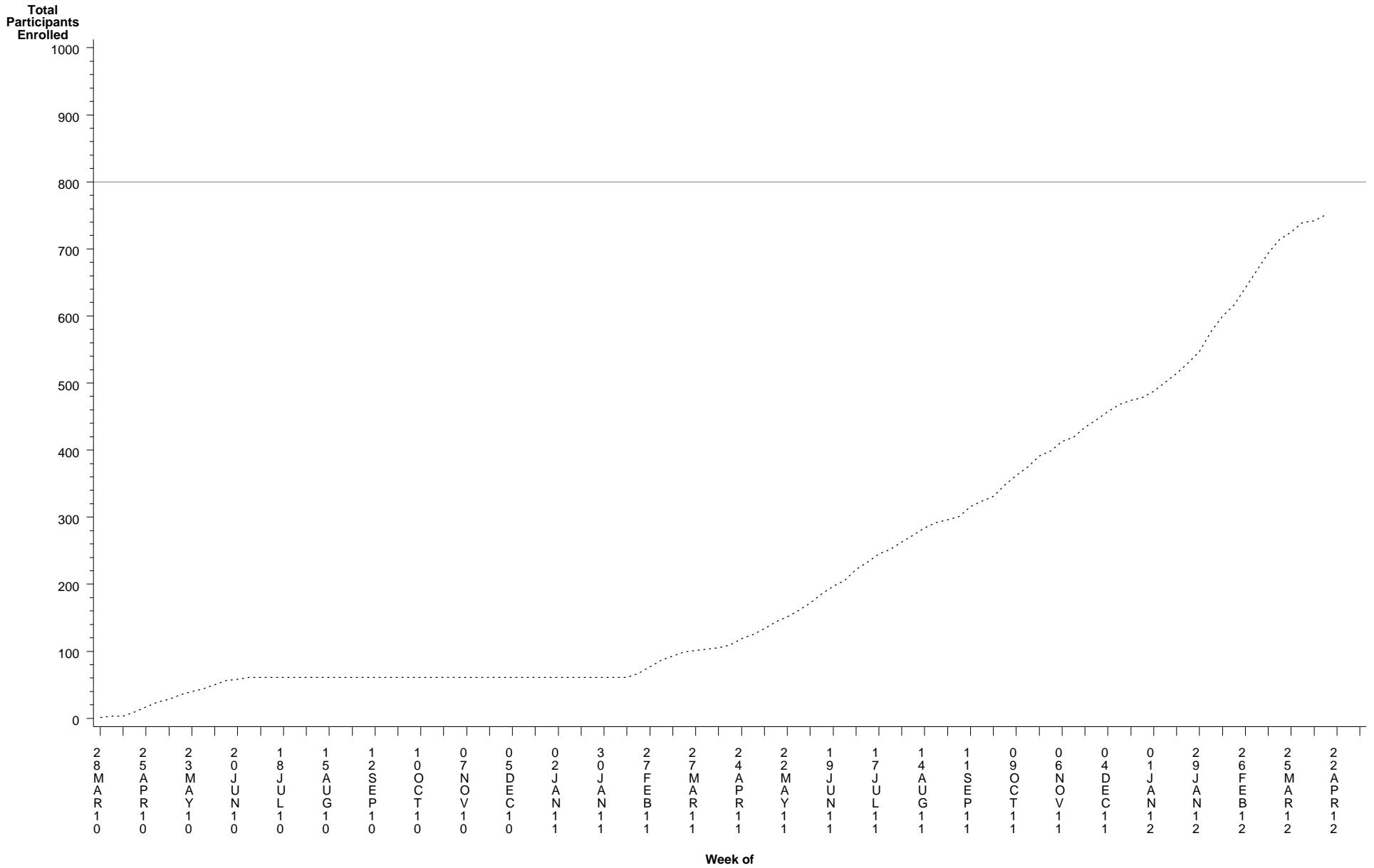
**Enrollment Report: HPTN 063**  
**Data Through: Tuesday, January 7, 2014**  
**Report Run: Tuesday, January 14, 2014**

**Total Enrollment: 751    Protocol Target: 800    Enrollment Needed: 49**  
**Number of Weeks: 108    Average Per Week: 7.0**

			Enrollment During Week Beginning On												
			17NOV13	24NOV13	01DEC13	08DEC13	15DEC13	22DEC13	29DEC13	05JAN14					
Site	First Enrollment Date	Enrollment Through 16NOV13									Total Weeks	Total Enrollment	Average Per Week	Site Target	Enrollment Needed
Brazil: Manguinhos	06APR11	264									53	264	5.0	300	36
Thailand: Chiang Mai	01APR10	300									105	300	2.9	300	0
Zambia: Lusaka	28APR11	187									52	187	3.6	200	13

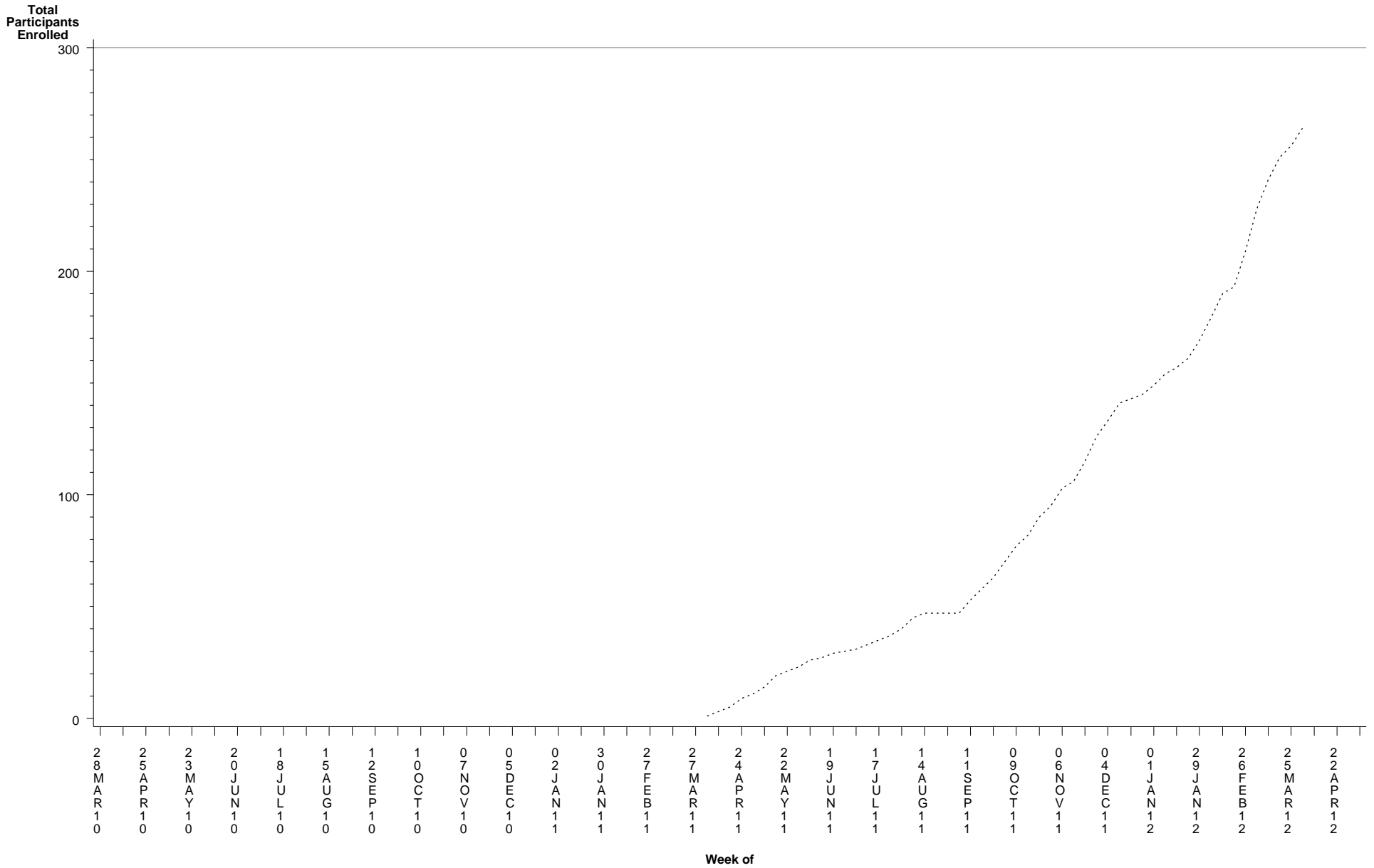
**Enrollment Report: HPTN 063**  
**Data Through: Tuesday, January 7, 2014**  
**Report Run: Tuesday, January 14, 2014**  
**All Sites**

**Total Enrollment: 751    Target: 800    Enrollment Needed: 49**  
**First Enrollment Date: 01APR10    Number of Weeks: 108    Average Per Week: 7.0**



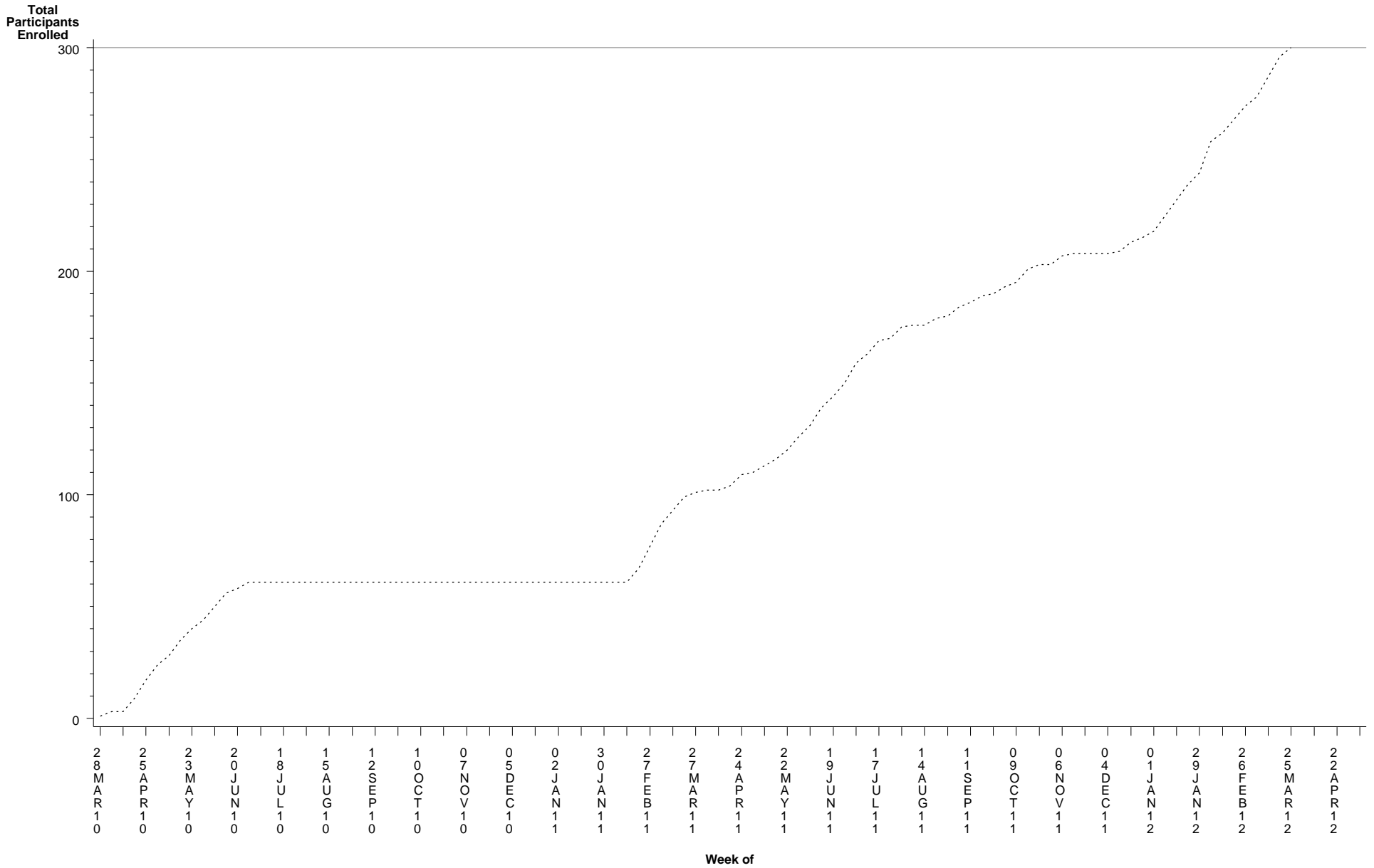
**Enrollment Report: HPTN 063**  
**Data Through: Tuesday, January 7, 2014**  
**Report Run: Tuesday, January 14, 2014**  
**Brazil: Manguinhos**

**Total Enrollment: 264    Target: 300    Enrollment Needed: 36**  
**First Enrollment Date: 06APR11    Number of Weeks: 53    Average Per Week: 5.0**



**Enrollment Report: HPTN 063**  
**Data Through: Tuesday, January 7, 2014**  
**Report Run: Tuesday, January 14, 2014**  
**Thailand: Chiang Mai**

**Total Enrollment: 300    Target: 300    Enrollment Needed: 0**  
**First Enrollment Date: 01APR10    Number of Weeks: 105    Average Per Week: 2.9**



**Enrollment Report: HPTN 063**  
**Data Through: Tuesday, January 7, 2014**  
**Report Run: Tuesday, January 14, 2014**  
**Zambia: Lusaka**

**Total Enrollment: 187    Target: 200    Enrollment Needed: 13**  
**First Enrollment Date: 28APR11    Number of Weeks: 52    Average Per Week: 3.6**

