

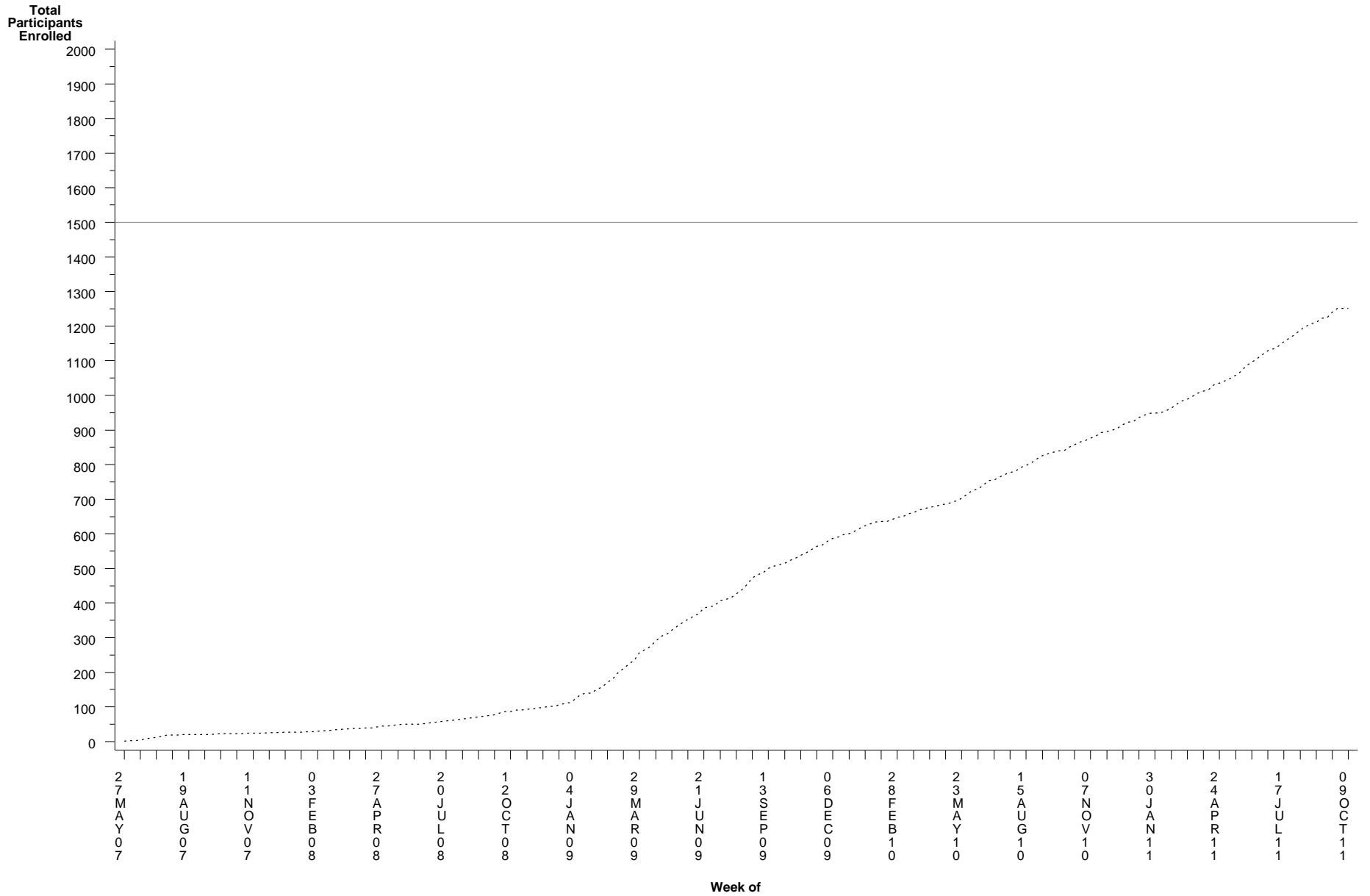
Enrollment Report: HPTN 058
Data Through: 12DEC12
Report Run: Wednesday, December 19, 2012

Total Enrollment: 1252 Protocol Target: 1500 Enrollment Needed: 248
Number of Weeks: 229 Average Per Week: 5.5

			Enrollments During Week of												
			21OCT12	28OCT12	04NOV12	11NOV12	18NOV12	25NOV12	02DEC12	09DEC12					
Site	First Enrollment Date	Enrollment Through 20OCT12									Total Weeks	Total Enrollment	Average Per Week	Site Target	Enrollment Needed
China: Heng County	24DEC08	411									145	411	2.8	480	69
China: Nanning	19MAY10	161									72	161	2.2	263	102
China: Xinjiang	23DEC08	478									147	478	3.3	555	77
Thailand: Chiang Mai	30MAY07	202									124	202	1.6	202	0

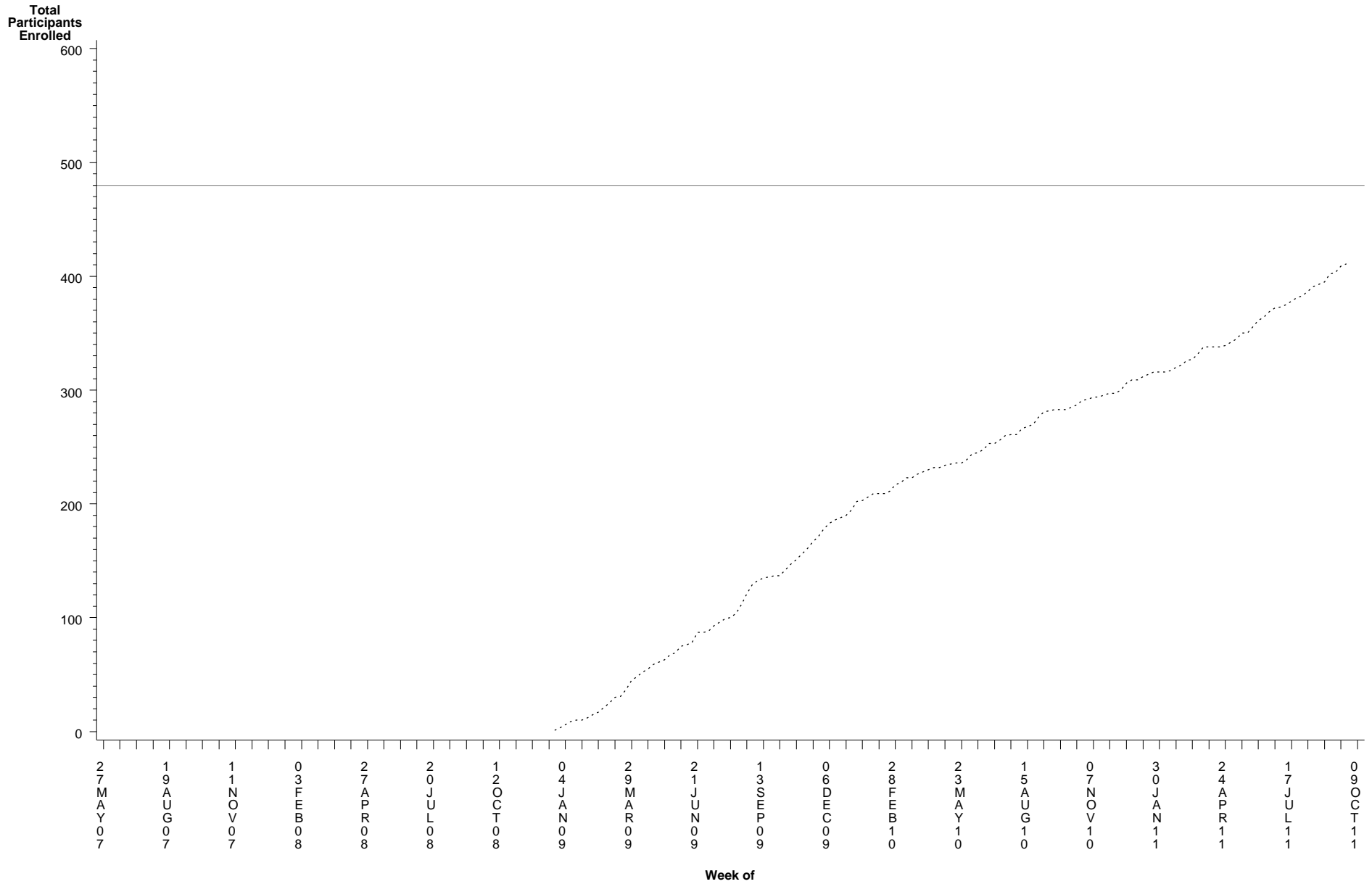
Enrollment Report: HPTN 058
Data Through: 12DEC12
Report Run: Wednesday, December 19, 2012
All Sites

Total Enrollment: 1252 Target: 1500 Enrollment Needed: 248
First Enrollment Date: 30MAY07 Number of Weeks: 229 Average Per Week: 5.5



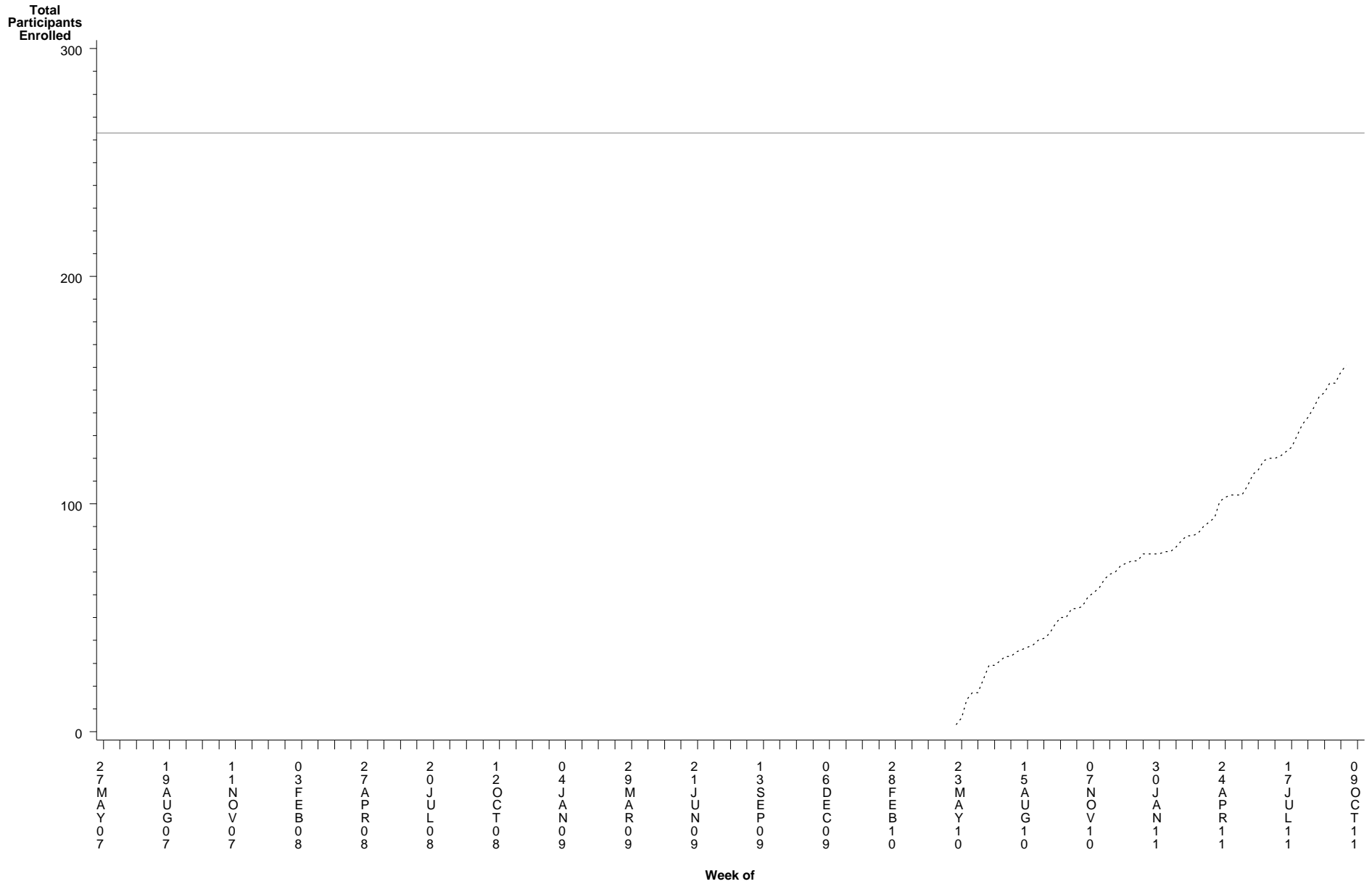
Enrollment Report: HPTN 058
Data Through: 12DEC12
Report Run: Wednesday, December 19, 2012
China: Heng County

Total Enrollment: 411 Target: 480 Enrollment Needed: 69
First Enrollment Date: 24DEC08 Number of Weeks: 145 Average Per Week: 2.8



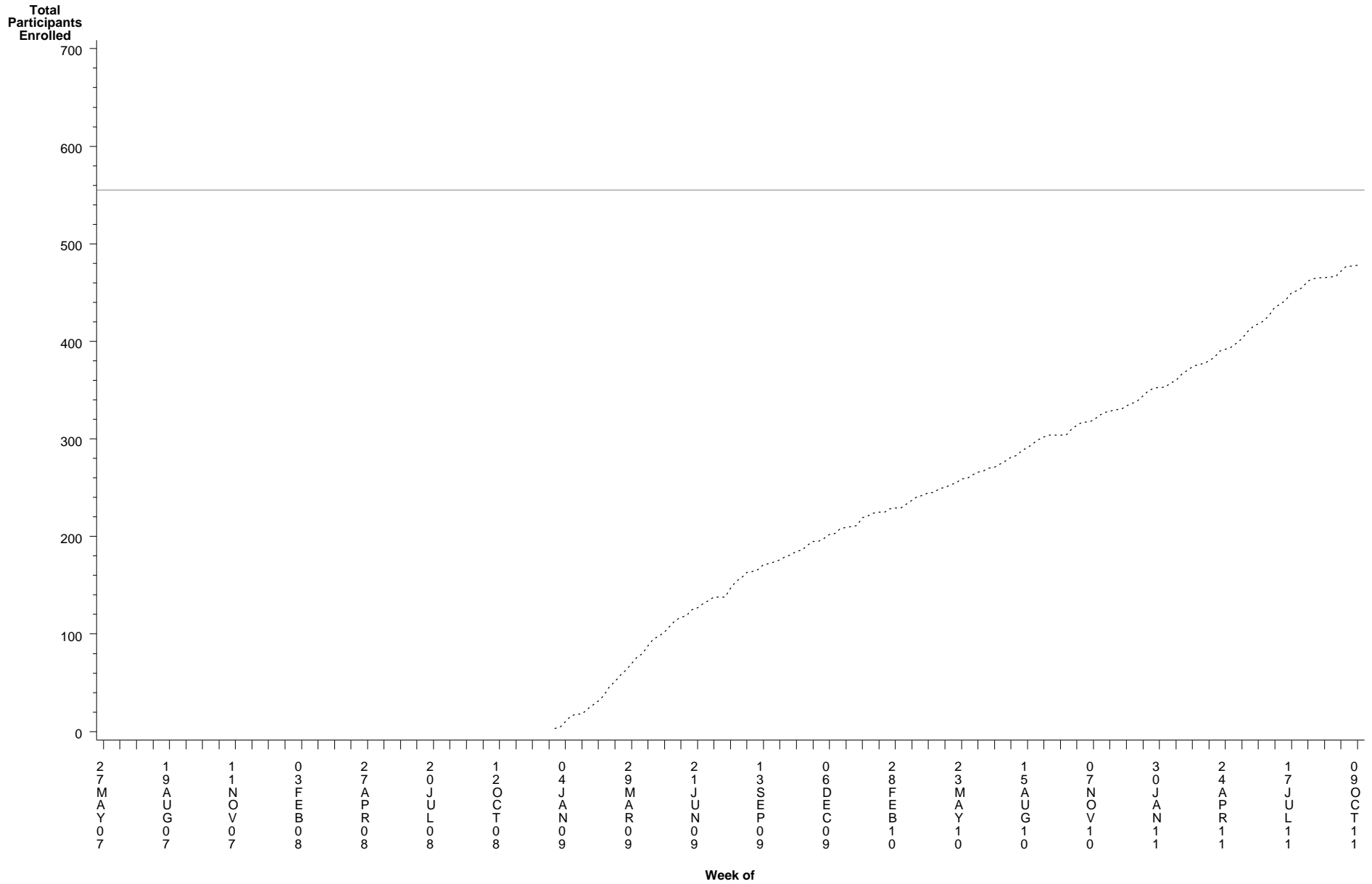
Enrollment Report: HPTN 058
Data Through: 12DEC12
Report Run: Wednesday, December 19, 2012
China: Nanning

Total Enrollment: 161 Target: 263 Enrollment Needed: 102
First Enrollment Date: 19MAY10 Number of Weeks: 72 Average Per Week: 2.2



Enrollment Report: HPTN 058
Data Through: 12DEC12
Report Run: Wednesday, December 19, 2012
China: Xinjiang

Total Enrollment: 478 Target: 555 Enrollment Needed: 77
First Enrollment Date: 23DEC08 Number of Weeks: 147 Average Per Week: 3.3



Enrollment Report: HPTN 058
Data Through: 12DEC12
Report Run: Wednesday, December 19, 2012
Thailand: Chiang Mai

Total Enrollment: 202 Target: 202 Enrollment Needed: 0
First Enrollment Date: 30MAY07 Number of Weeks: 124 Average Per Week: 1.6

