

**Enrollment Report: HPTN 057 Mothers
Data Through: 02MAY12
Report Run: Wednesday, May 9, 2012**

**Total Enrollment: 122 Protocol Target: 114 Enrollment Needed: 0
Number of Weeks: 206 Average Per Week: 0.6**

			Enrollments During Week of												
			11MAR12	18MAR12	25MAR12	01APR12	08APR12	15APR12	22APR12	29APR12					
Site	First Enrollment Date	Enrollment Through 10MAR12									Total Weeks	Total Enrollment	Average Per Week	Site Target	Enrollment Needed
Brazil, Belo Horizonte	08AUG07	12									172	12	0.1	12	0
Brazil, P Alegre: Conceicao	15JUN08	10									124	10	0.1	8	0
Brazil, P Alegre: Santa Casa	19SEP07	15									168	15	0.1	15	0
Brazil, Rio de Janeiro	17APR08	13									126	13	0.1	8	0
Malawi, Blantyre	26DEC06	72									187	72	0.4	71	0

Enrollment Report: HPTN 057 Mothers
Data Through: 02MAY12
Report Run: Wednesday, May 9, 2012

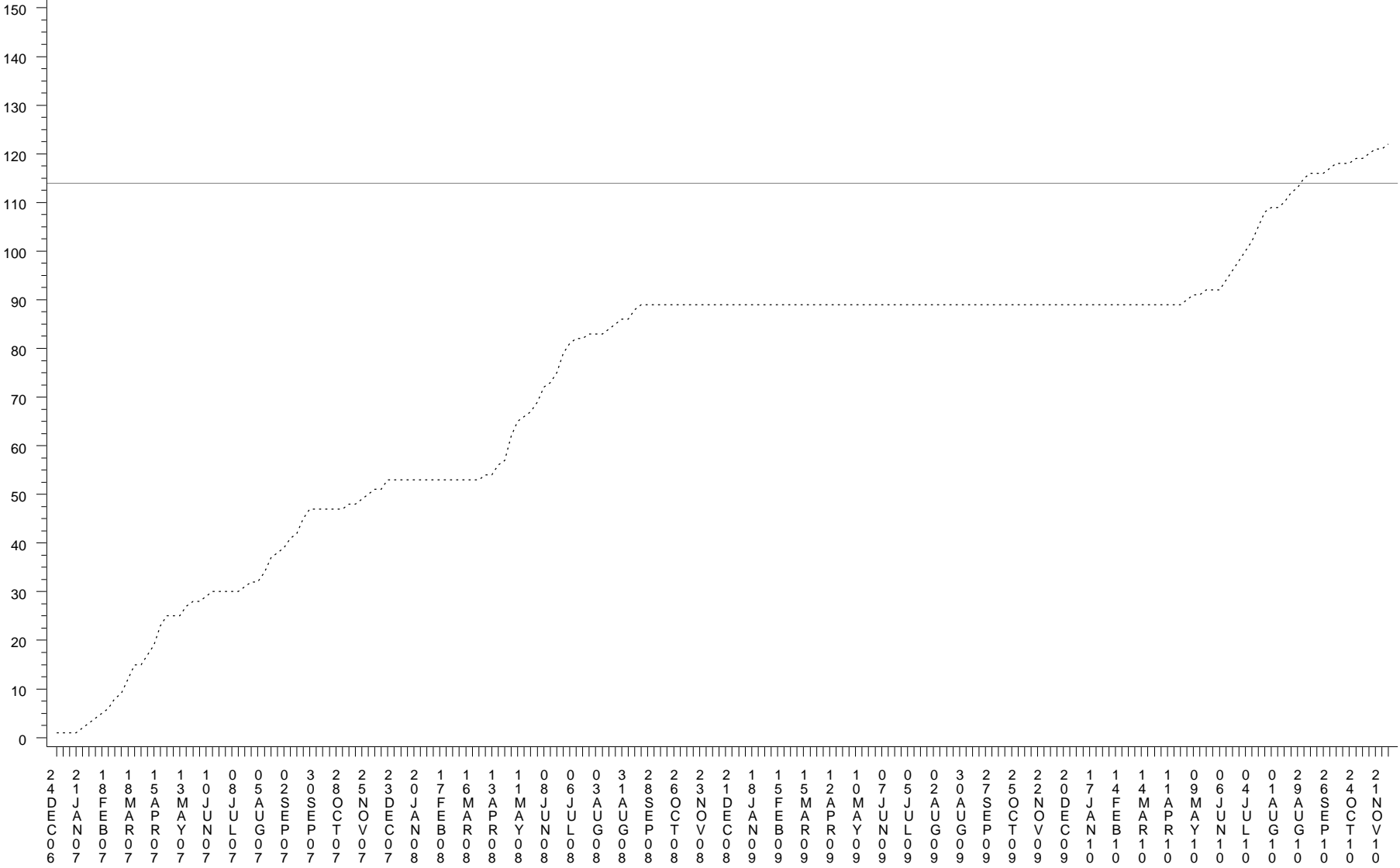
Total Enrollment: 122 Protocol Target: 114 Enrollment Needed: 0
Number of Weeks: 206 Average Per Week: 0.6

Site	Cohort 1	Cohort 2	Cohort 3	Cohort 4
Brazil, Belo Horizonte	3	2	3	4
Brazil, P Alegre: Conceicao			5	5
Brazil, P Alegre: Santa Casa	3	4	6	2
Brazil, Rio de Janeiro			7	6
Malawi, Blantyre	24	17	15	16

Enrollment Report: HPTN 057 Mothers
Data Through: 02MAY12
Report Run: Wednesday, May 9, 2012
All Sites

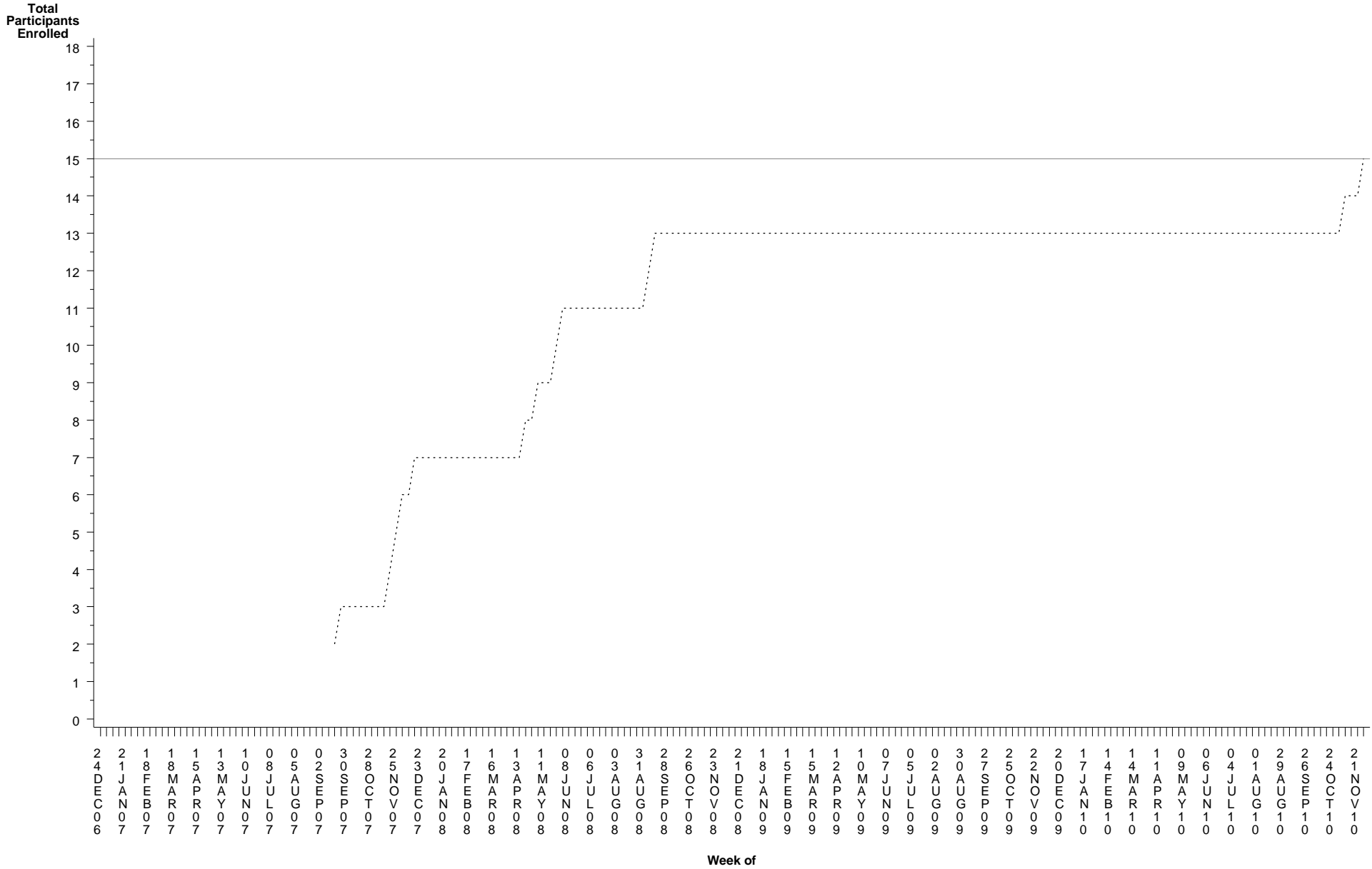
Total Enrollment: 122 Target: 114 Enrollment Needed: 0
First Enrollment Date: 26DEC06 Number of Weeks: 206 Average Per Week: 0.6

**Total
Participants
Enrolled**



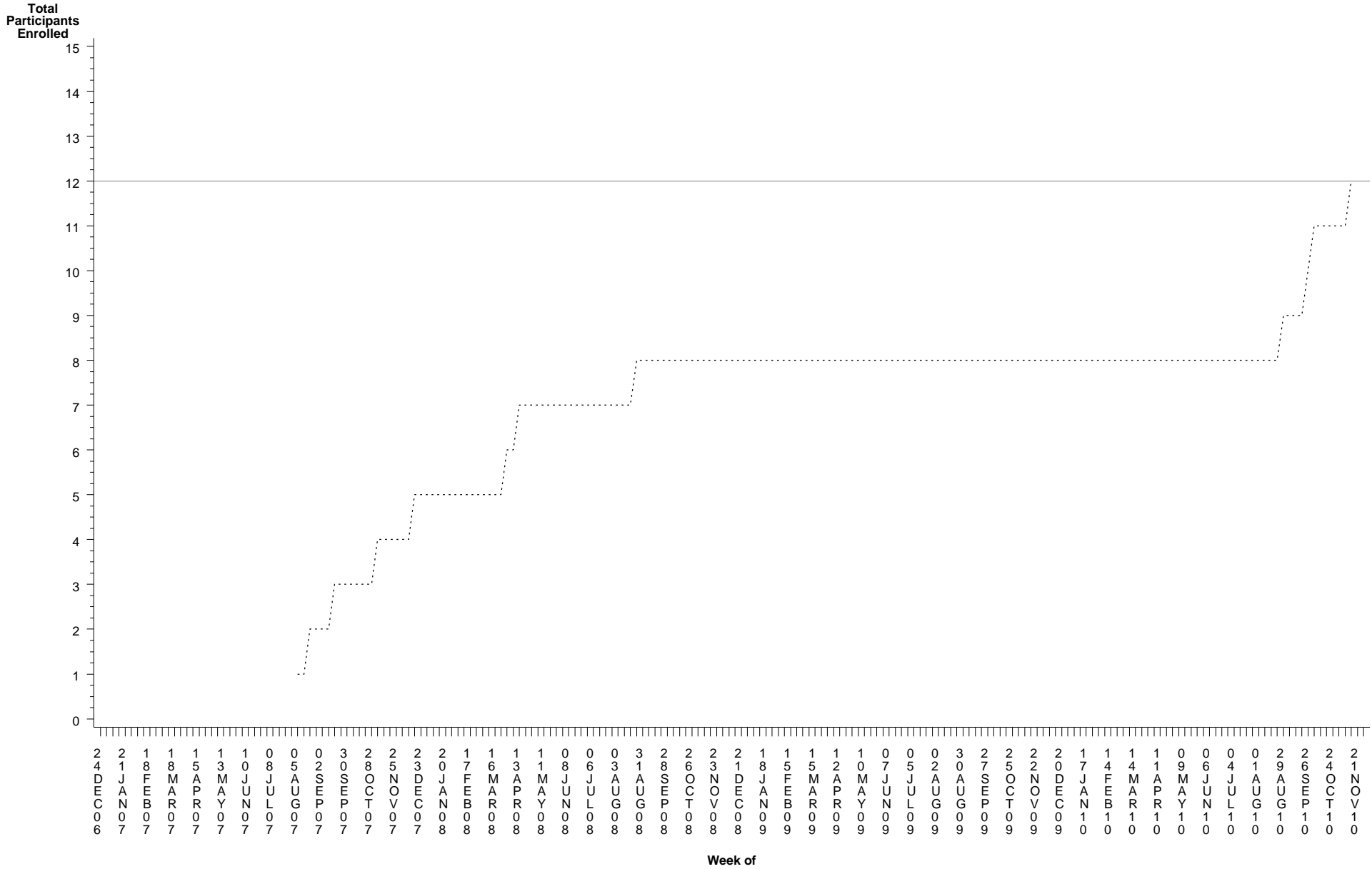
Enrollment Report: HPTN 057 Mothers
Data Through: 02MAY12
Report Run: Wednesday, May 9, 2012
Brazil, P Alegre: Santa Casa

Total Enrollment: 15 Target: 15 Enrollment Needed: 0
First Enrollment Date: 19SEP07 Number of Weeks: 168 Average Per Week: 0.1



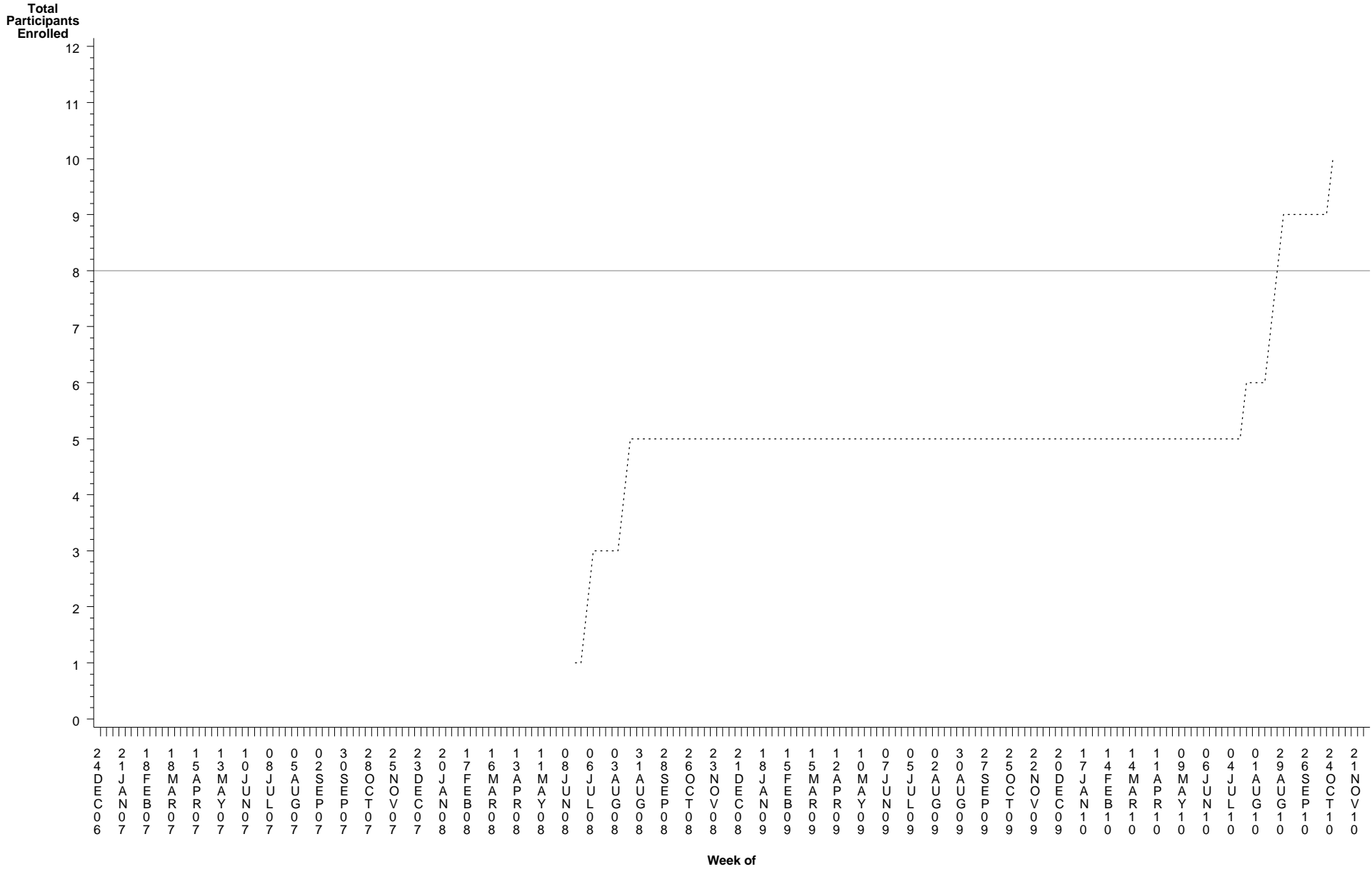
Enrollment Report: HPTN 057 Mothers
Data Through: 02MAY12
Report Run: Wednesday, May 9, 2012
Brazil, Belo Horizonte

Total Enrollment: 12 Target: 12 Enrollment Needed: 0
First Enrollment Date: 08AUG07 Number of Weeks: 172 Average Per Week: 0.1



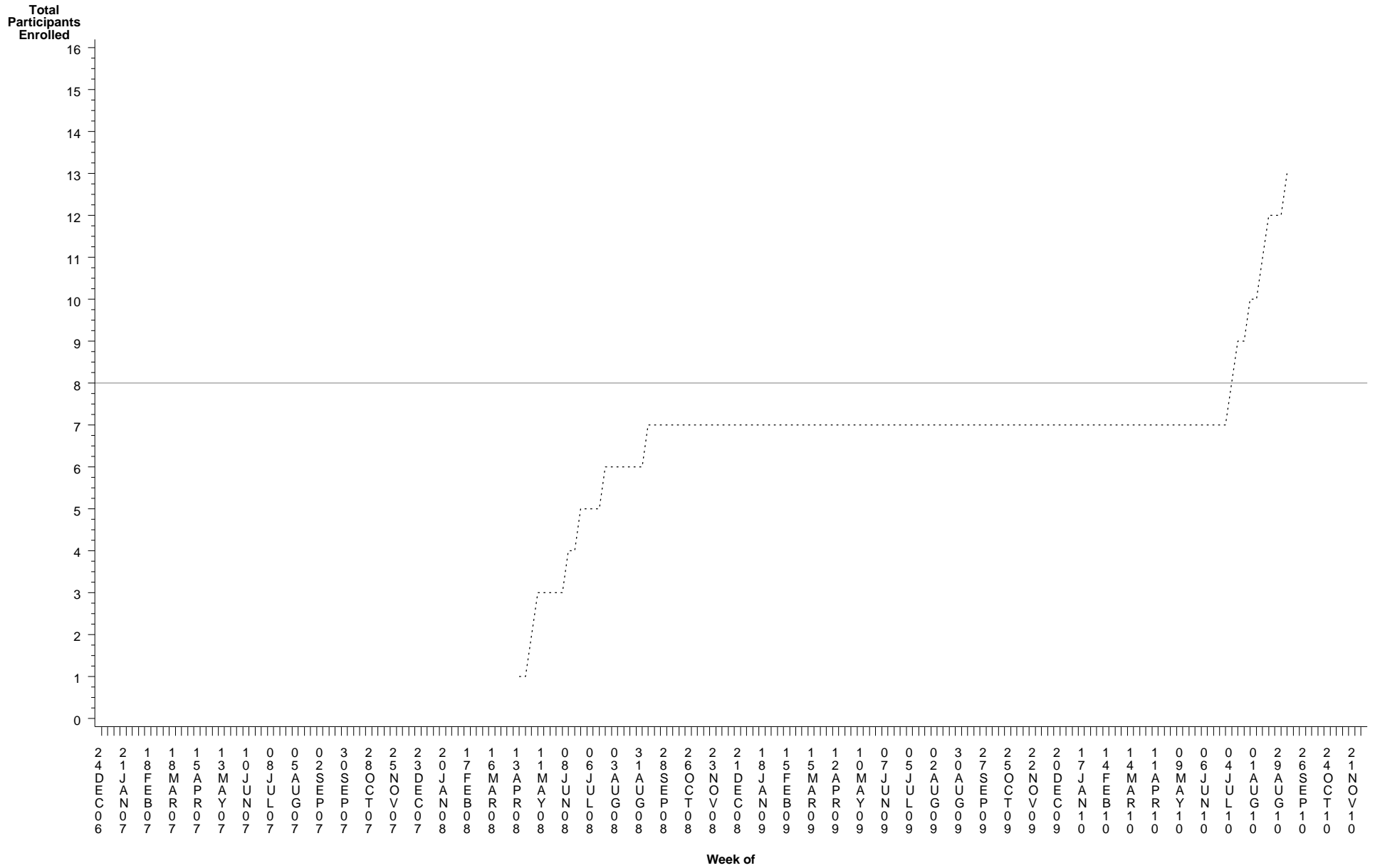
Enrollment Report: HPTN 057 Mothers
Data Through: 02MAY12
Report Run: Wednesday, May 9, 2012
Brazil, P Alegre: Conceicao

Total Enrollment: 10 Target: 8 Enrollment Needed: 0
First Enrollment Date: 15JUN08 Number of Weeks: 124 Average Per Week: 0.1



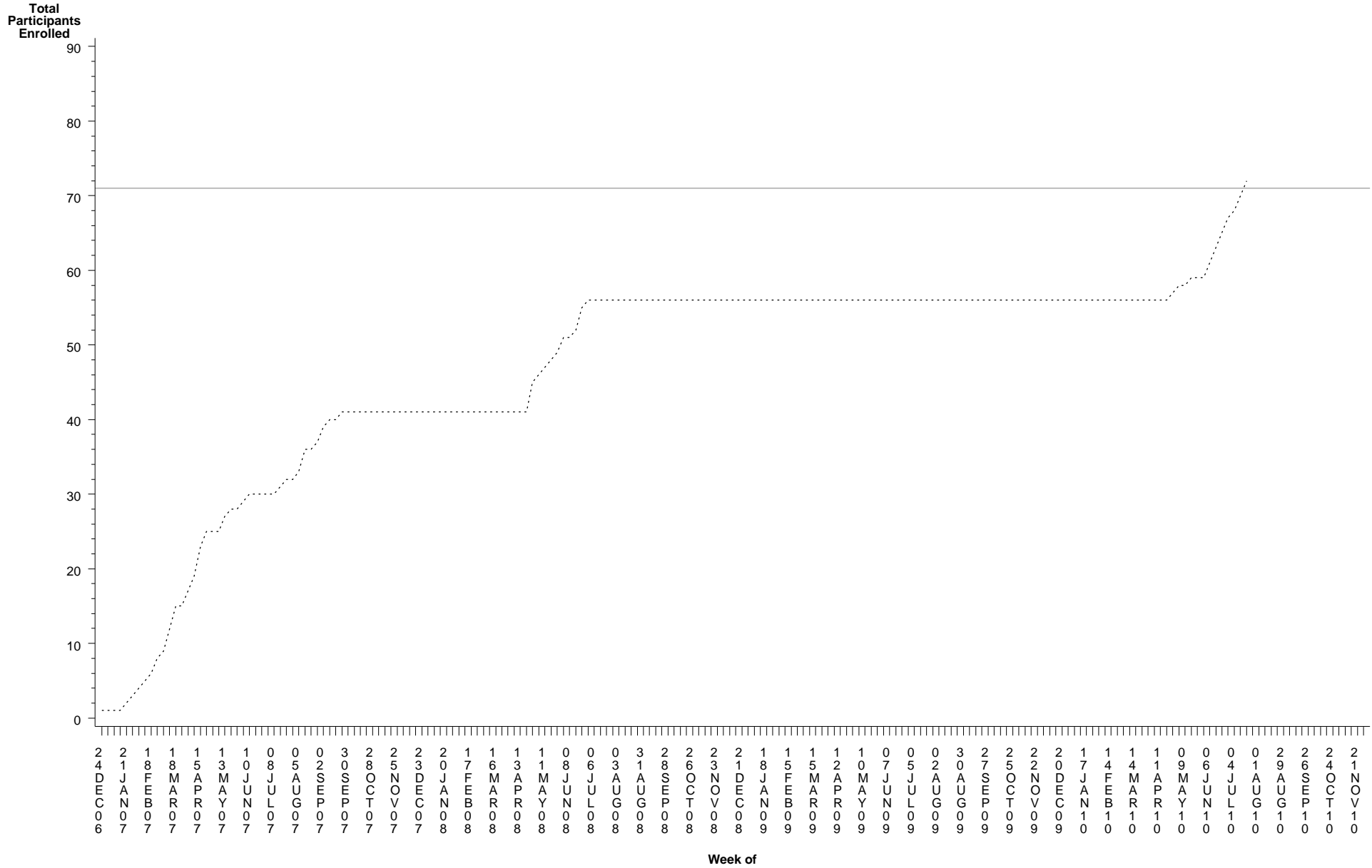
Enrollment Report: HPTN 057 Mothers
Data Through: 02MAY12
Report Run: Wednesday, May 9, 2012
Brazil, Rio de Janeiro

Total Enrollment: 13 Target: 8 Enrollment Needed: 0
First Enrollment Date: 17APR08 Number of Weeks: 126 Average Per Week: 0.1



Enrollment Report: HPTN 057 Mothers
Data Through: 02MAY12
Report Run: Wednesday, May 9, 2012
Malawi, Blantyre

Total Enrollment: 72 Target: 71 Enrollment Needed: 0
First Enrollment Date: 26DEC06 Number of Weeks: 187 Average Per Week: 0.4



Enrollment Report: HPTN 057 Infants
Data Through: 02MAY12
Report Run: Wednesday, May 9, 2012

Total Enrollment: 122 Protocol Target: 114 Enrollment Needed: 0
Number of Weeks: 206 Average Per Week: 0.6

			Enrollments During Week of												
			11MAR12	18MAR12	25MAR12	01APR12	08APR12	15APR12	22APR12	29APR12					
Site	First Enrollment Date	Enrollment Through 10MAR12									Total Weeks	Total Enrollment	Average Per Week	Site Target	Enrollment Needed
Brazil, Belo Horizonte	08AUG07	12									172	12	0.1	12	0
Brazil, P Alegre: Conceicao	15JUN08	10									124	10	0.1	8	0
Brazil, P Alegre: Santa Casa	19SEP07	15									168	15	0.1	15	0
Brazil, Rio de Janeiro	17APR08	13									127	13	0.1	8	0
Malawi, Blantyre	27DEC06	72									187	72	0.4	71	0

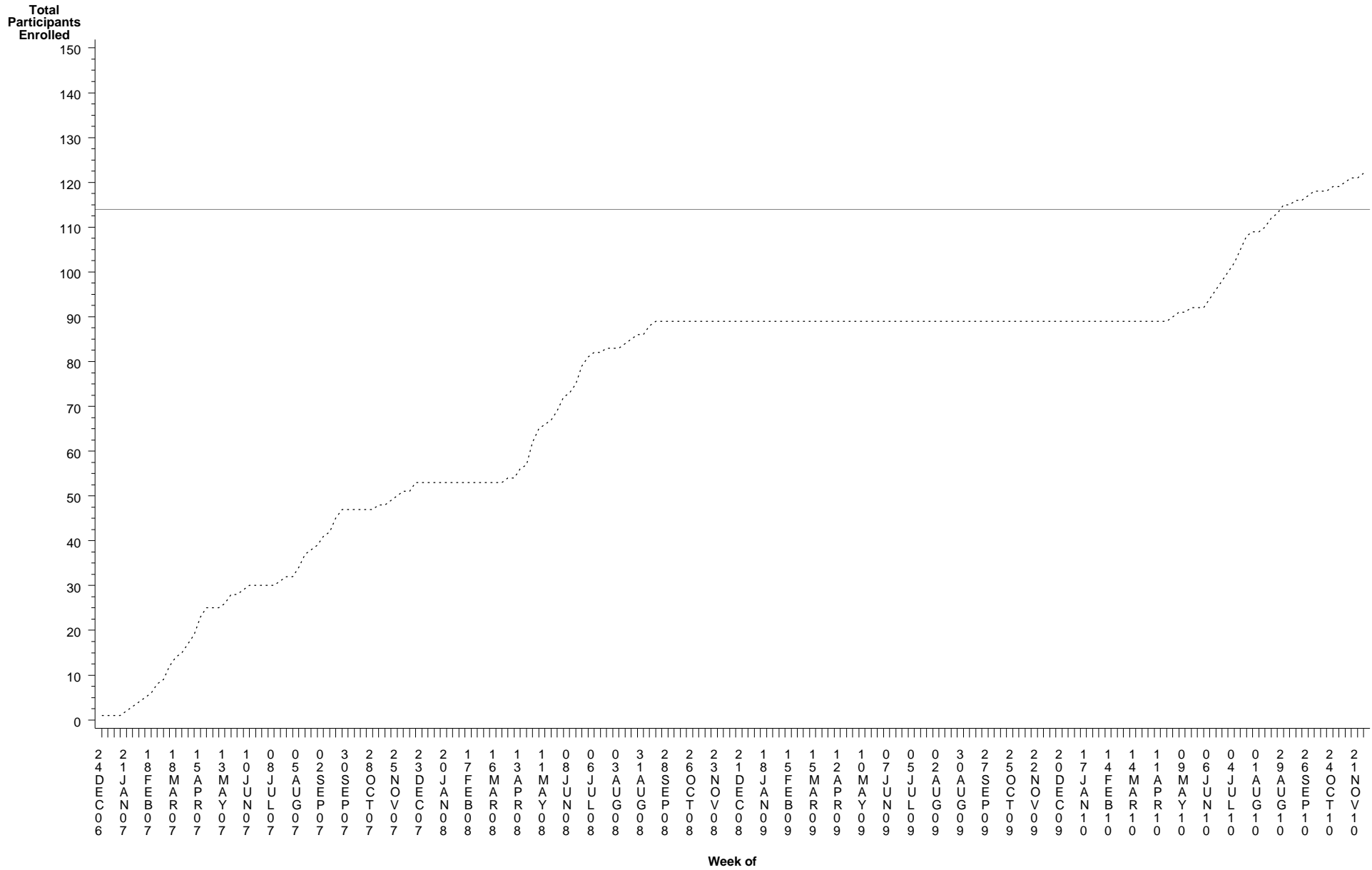
Enrollment Report: HPTN 057 Infants
Data Through: 02MAY12
Report Run: Wednesday, May 9, 2012

Total Enrollment: 122 Protocol Target: 114 Enrollment Needed: 0
Number of Weeks: 206 Average Per Week: 0.6

Site	Cohort 1	Cohort 2	Cohort 3	Cohort 4
Brazil, Belo Horizonte	3	2	3	4
Brazil, P Alegre: Conceicao			5	5
Brazil, P Alegre: Santa Casa	3	4	6	2
Brazil, Rio de Janeiro			7	6
Malawi, Blantyre	24	17	15	16

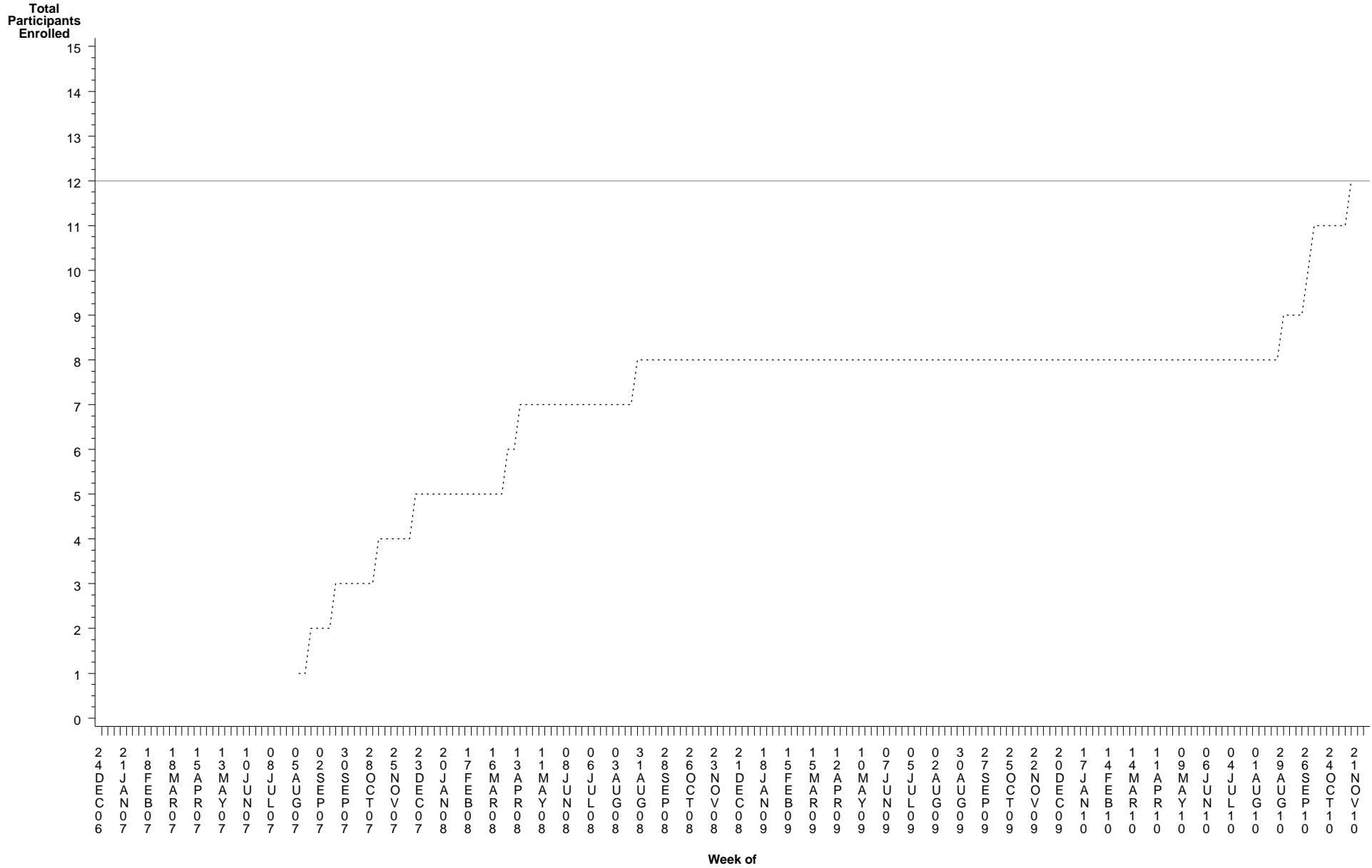
Enrollment Report: HPTN 057 Infants
Data Through: 02MAY12
Report Run: Wednesday, May 9, 2012
All Sites

Total Enrollment: 122 Target: 114 Enrollment Needed: 0
First Enrollment Date: 27DEC06 Number of Weeks: 206 Average Per Week: 0.6



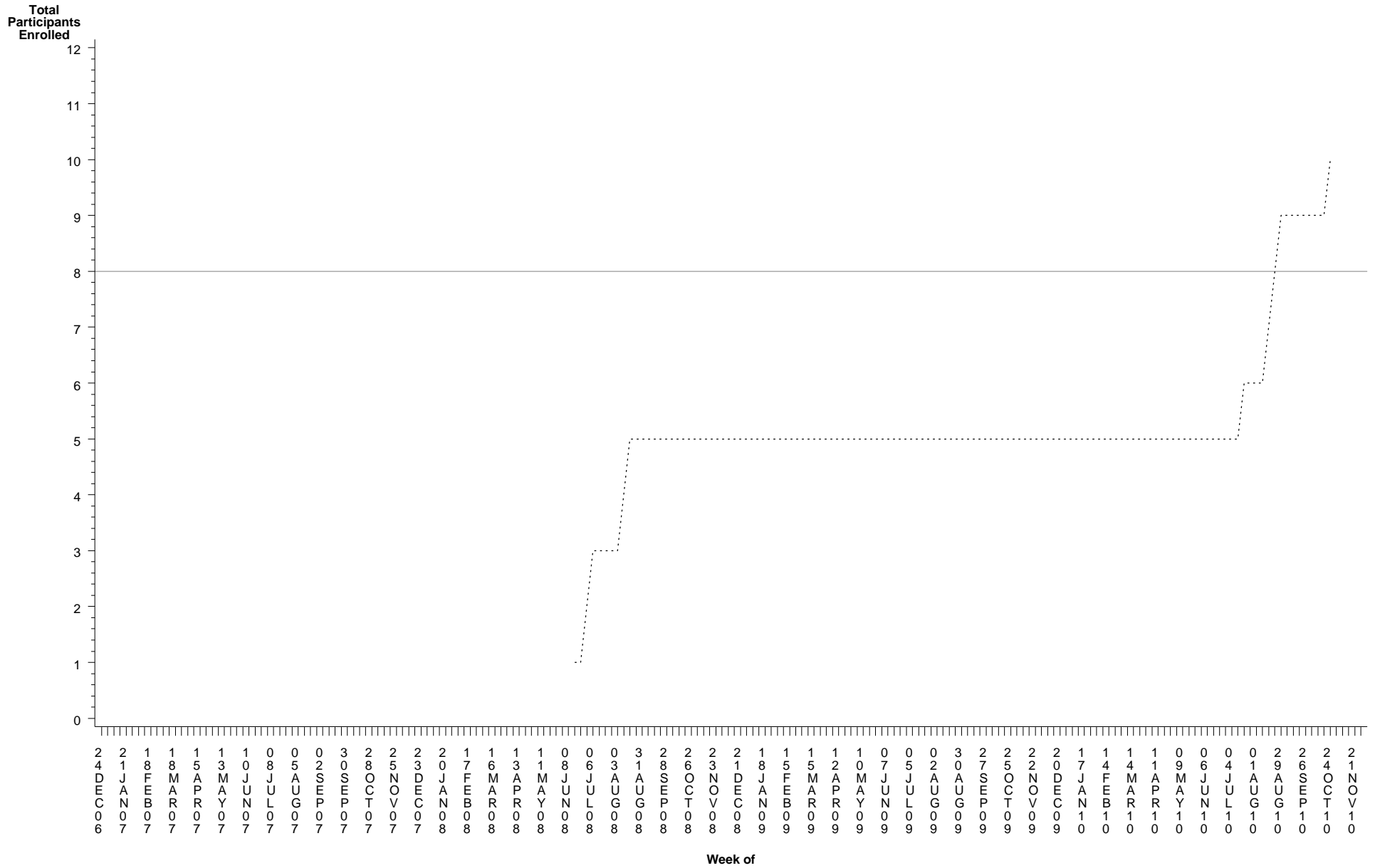
Enrollment Report: HPTN 057 Infants
Data Through: 02MAY12
Report Run: Wednesday, May 9, 2012
Brazil, Belo Horizonte

Total Enrollment: 12 Target: 12 Enrollment Needed: 0
First Enrollment Date: 08AUG07 Number of Weeks: 172 Average Per Week: 0.1



Enrollment Report: HPTN 057 Infants
 Data Through: 02MAY12
 Report Run: Wednesday, May 9, 2012
 Brazil, P Alegre: Conceicao

Total Enrollment: 10 Target: 8 Enrollment Needed: 0
 First Enrollment Date: 15JUN08 Number of Weeks: 124 Average Per Week: 0.1



Enrollment Report: HPTN 057 Infants
Data Through: 02MAY12
Report Run: Wednesday, May 9, 2012
Malawi, Blantyre

Total Enrollment: 72 Target: 71 Enrollment Needed: 0
First Enrollment Date: 27DEC06 Number of Weeks: 187 Average Per Week: 0.4

